



US00D773051S

(12) **United States Design Patent** (10) **Patent No.:** **US D773,051 S**  
**Wimmer, IV** (45) **Date of Patent:** **\*\* Nov. 29, 2016**

(54) **IDENTIFICATION TAG FOR FITNESS DEVICE**

(71) Applicant: **Road ID, Inc.**, Erlanger, KY (US)

(72) Inventor: **Edward M. Wimmer, IV**, Lakeside Park, KY (US)

(73) Assignee: **Road ID, Inc.**, Erlanger, KY (US)

(\*\*) Term: **15 Years**

(21) Appl. No.: **29/532,464**

(22) Filed: **Jul. 7, 2015**

(51) **LOC (10) Cl.** ..... **24-01**

(52) **U.S. Cl.**  
USPC ..... **D24/167**; D10/70; D10/98; D10/103;  
D10/128; D14/344

(58) **Field of Classification Search**  
USPC ..... D10/30-39, 65, 70, 78, 97, 98, 103,  
D10/128, 132; D11/3; D14/138 R, 203.5,  
D14/203.6, 341, 344, 347; D24/167, 168,  
D24/186  
CPC ..... A44C 5/00-5/16; G04B 37/00-37/228;  
G04B 45/0069; G04B 47/04; G04B  
19/00-19/34; G04B 21/12; G04B 23/12;  
G04B 47/00-47/068; G01C 17/00; G01C  
21/00-21/3697

See application file for complete search history.

(56) **References Cited**

**U.S. PATENT DOCUMENTS**

D715,665 S 10/2014 Park et al.  
D726,052 S \* 4/2015 Henning ..... D10/70

D727,195 S \* 4/2015 Wanliss-Orlebar ..... D11/3  
D729,078 S \* 5/2015 Phillips ..... D10/103  
D729,079 S \* 5/2015 Phillips ..... D10/103  
D729,087 S \* 5/2015 Phillips ..... D10/103  
D729,088 S \* 5/2015 Phillips ..... D10/103  
D729,092 S \* 5/2015 Phillips ..... D10/103  
D729,646 S \* 5/2015 Phillips ..... D10/103  
D729,648 S \* 5/2015 Phillips ..... D10/103  
D729,649 S \* 5/2015 Phillips ..... D10/103  
D731,898 S \* 6/2015 Squires ..... D10/30  
D734,192 S \* 7/2015 Phillips ..... D10/103  
D745,514 S \* 12/2015 Jung ..... D14/344  
D749,002 S 2/2016 Park et al.  
D751,549 S \* 3/2016 Park ..... D10/38  
D752,581 S \* 3/2016 Jung ..... D14/344

\* cited by examiner

*Primary Examiner* — Antoine D Davis

(74) *Attorney, Agent, or Firm* — Sand & Sebolt

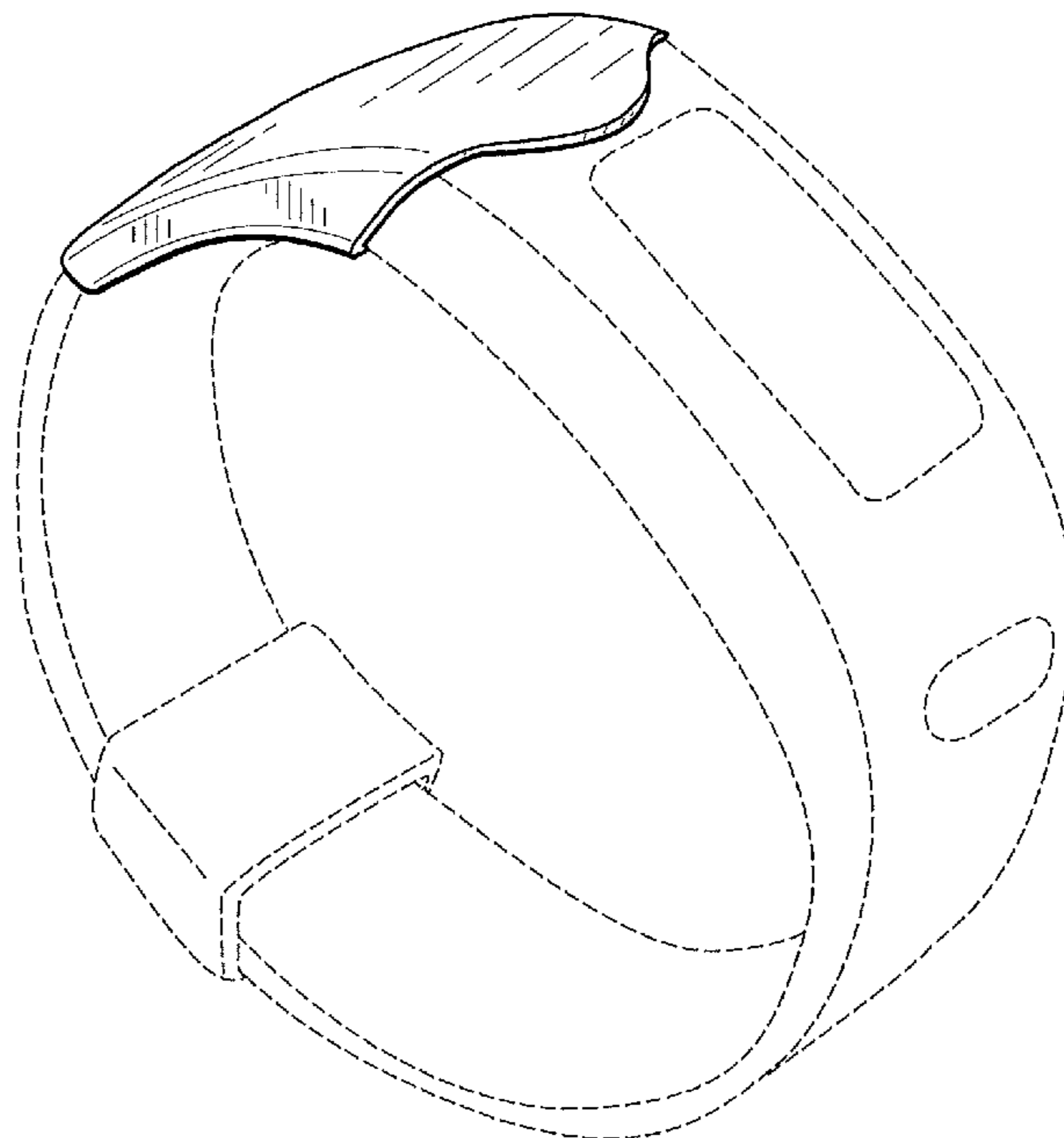
(57) **CLAIM**

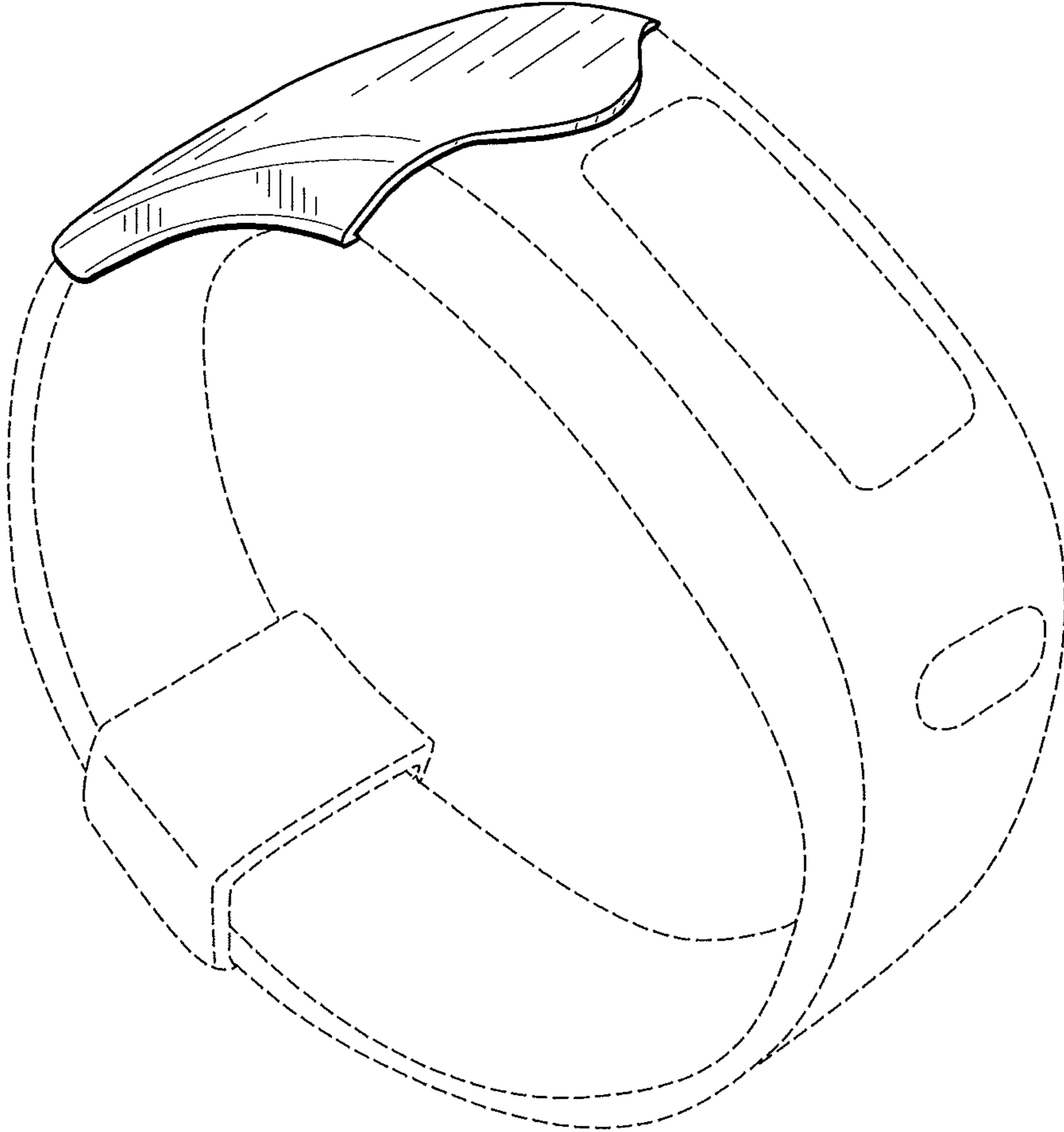
The ornamental design for an identification tag for fitness device, as shown and described.

**DESCRIPTION**

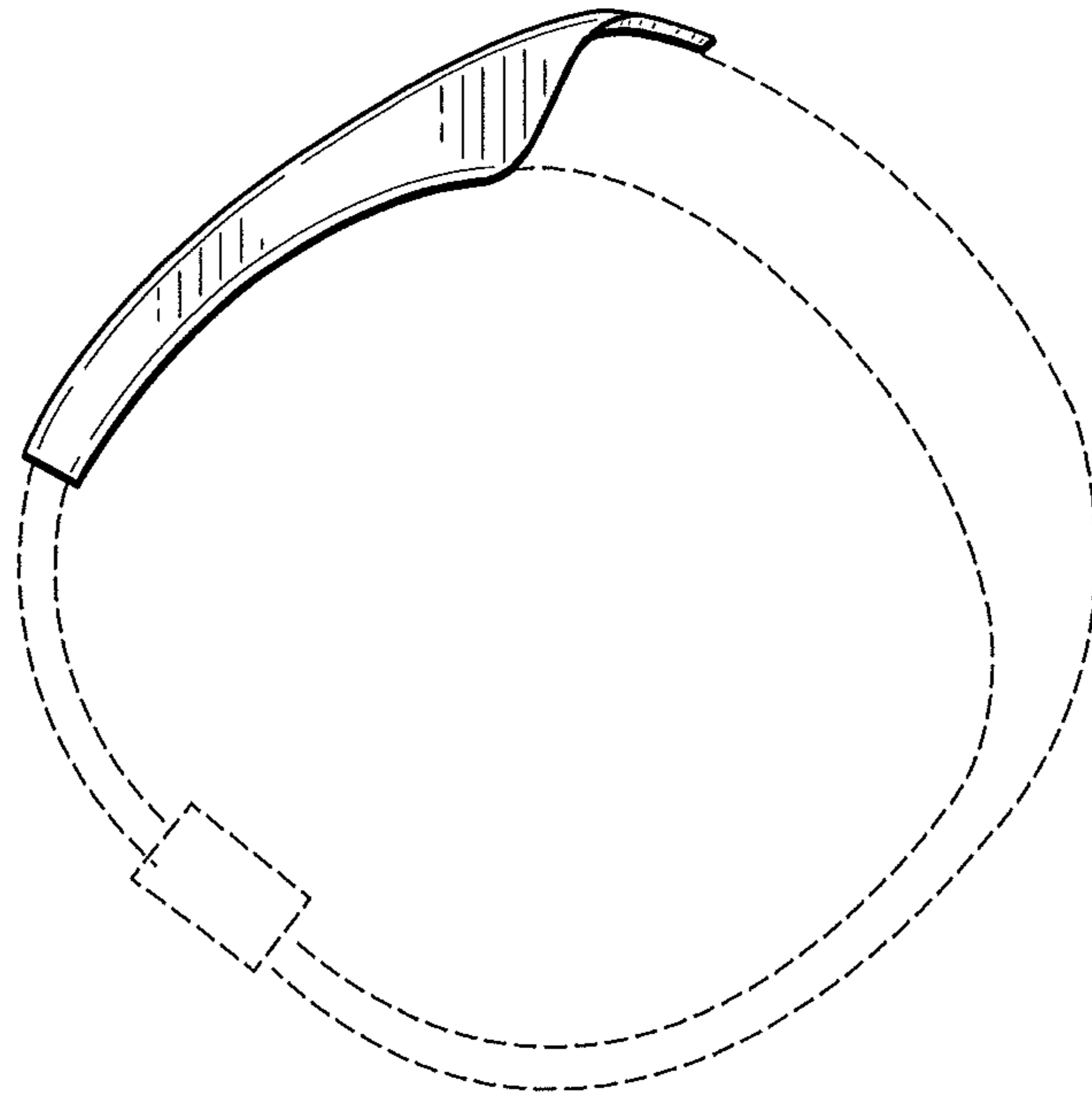
FIG. 1 is a perspective view of the identification tag for a fitness device in accordance with my design;  
FIG. 2 is a left side elevational view thereof;  
FIG. 3 is a right side elevational view thereof;  
FIG. 4 is a top plan view thereof;  
FIG. 5 is a bottom plan view thereof;  
FIG. 6 is a rotated bottom plan view thereof; and,  
FIG. 7 is a rotated top plan view thereof.  
The broken lines illustrate portions of the environment in which the identification tag is used, but which form no part of the claimed design.

**1 Claim, 3 Drawing Sheets**

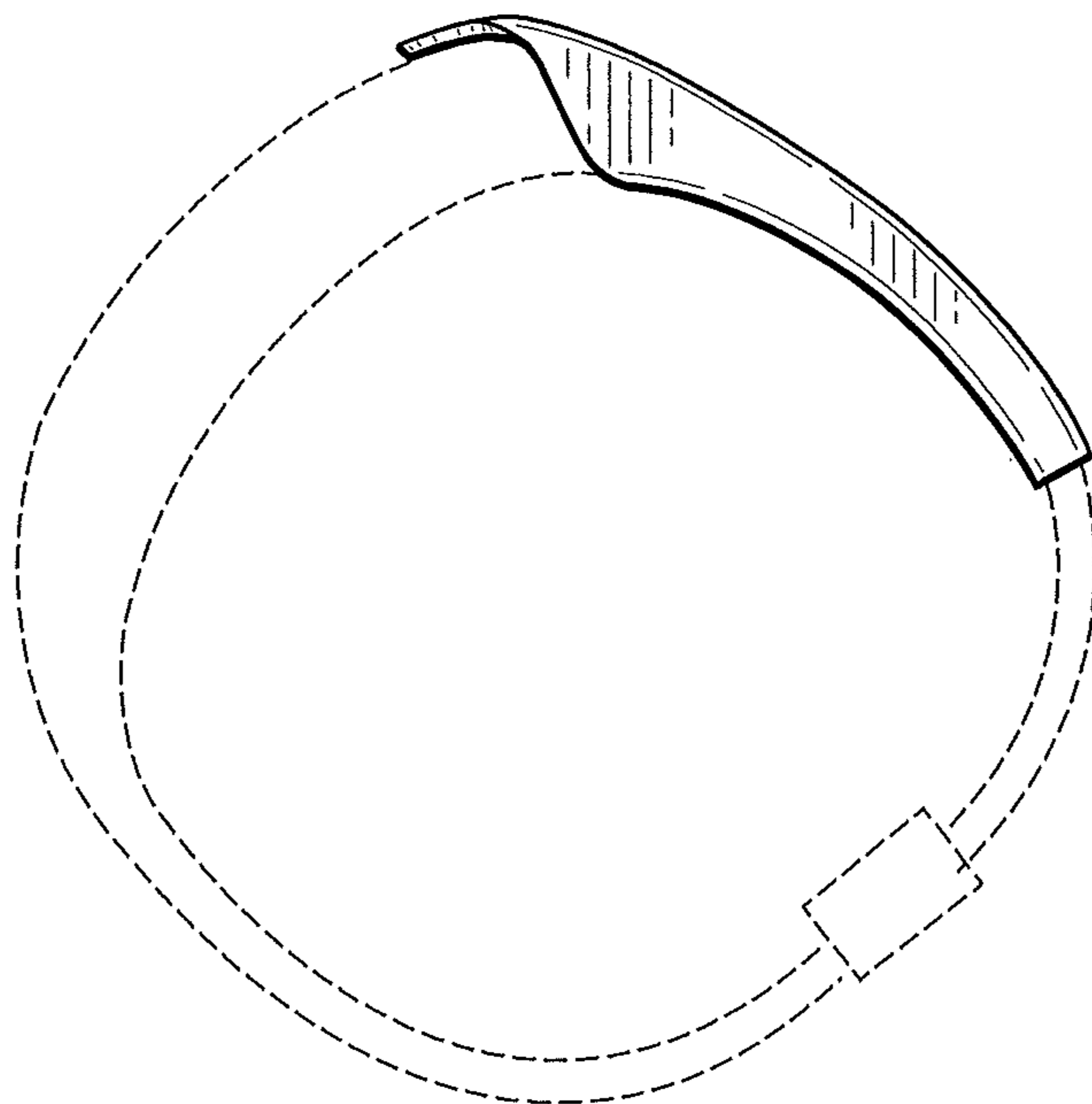




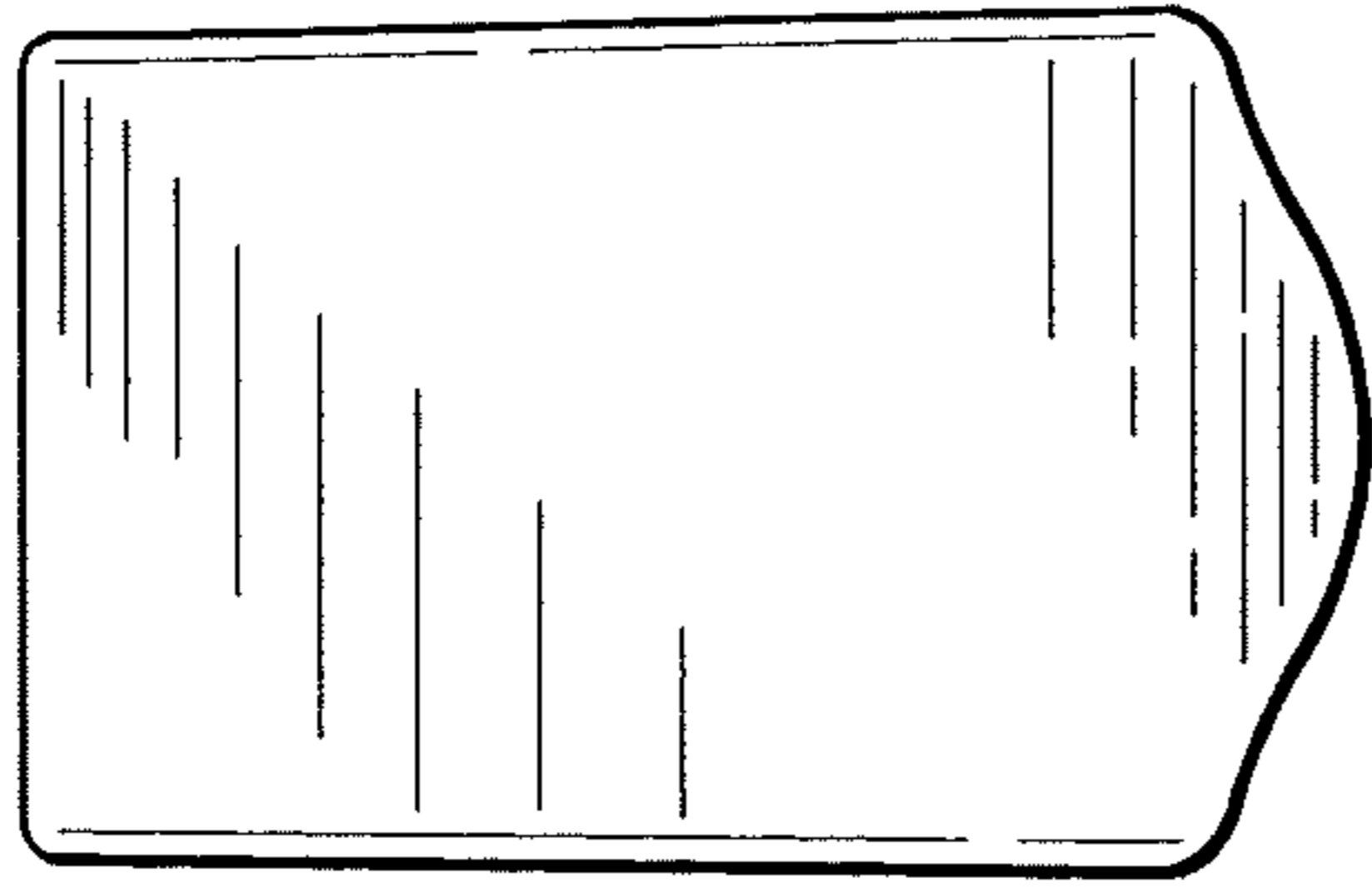
**FIG-1**



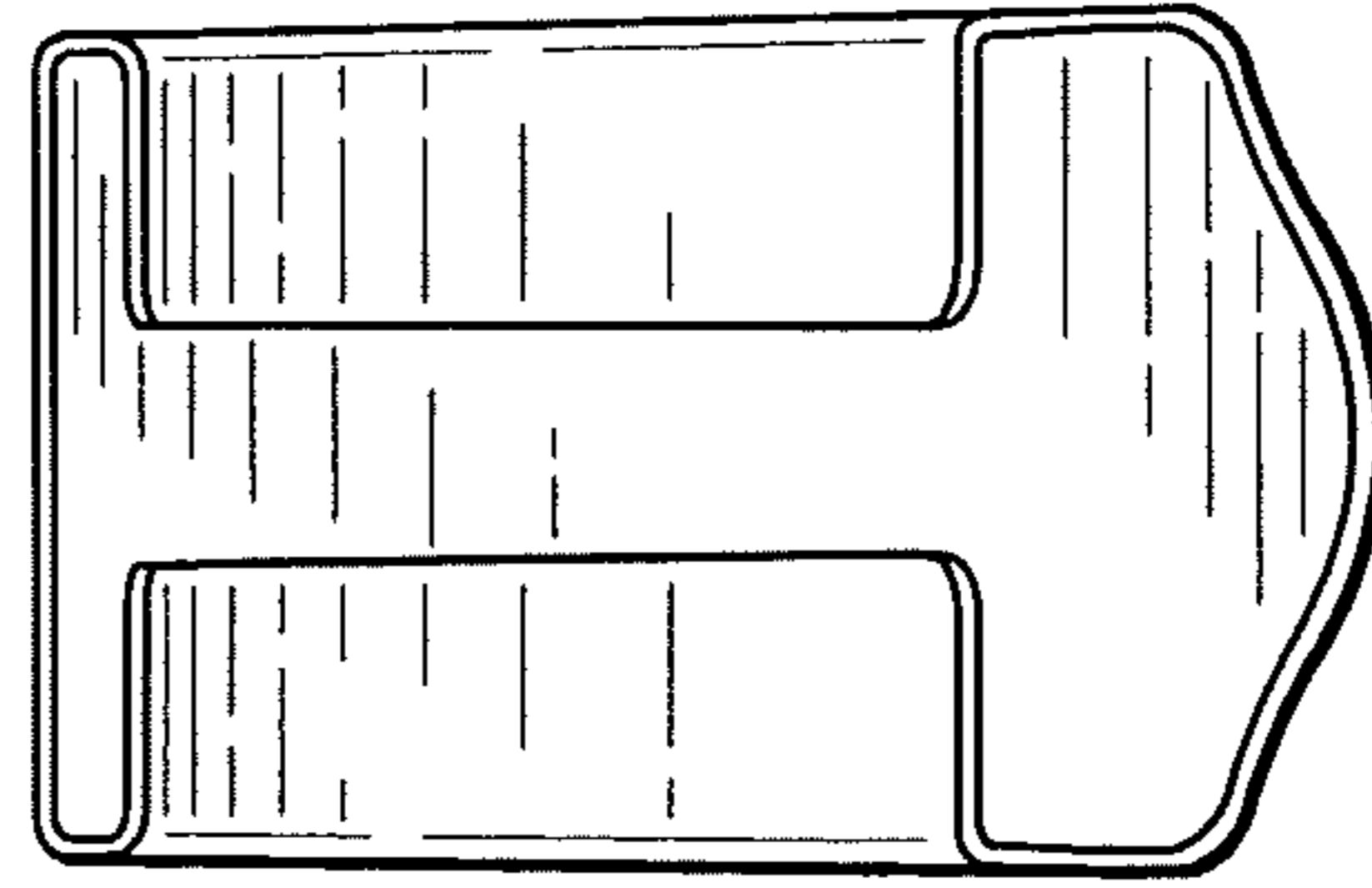
**FIG-2**




**FIG-3**




**FIG-4**



**FIG-5**



**FIG-6**



**FIG-7**