



US00D773047S

(12) **United States Design Patent** (10) **Patent No.:** **US D773,047 S**  
**Goncalves et al.** (45) **Date of Patent:** **\*\* Nov. 29, 2016**

- (54) **BONE FILLER PARTICLE**
- (71) Applicant: **Teknimed S.A.**, Vic en Bigorre (FR)
- (72) Inventors: **Stéphane Goncalves**, Balma (FR);  
**Alain Leonard**, Caixon (FR); **Benoit Donazzon**, Toulouse (FR)
- (\*\*) Term: **15 Years**
- (21) Appl. No.: **29/552,541**
- (22) Filed: **Jan. 22, 2016**

**Related U.S. Application Data**

- (63) Continuation-in-part of application No. 29/497,309, filed on Jul. 23, 2014, which is a continuation of application No. 29/392,524, filed on May 23, 2011, now abandoned, which is a continuation of application No. 29/340,468, filed on Jul. 20, 2009, now abandoned.

- (51) **LOC (10) Cl.** ..... **24-02**
- (52) **U.S. Cl.**  
USPC ..... **D24/156**
- (58) **Field of Classification Search**  
USPC ..... D24/155-157; D1/105, 104, 130, 199;  
D28/8.2; D21/300.311; D25/19, 21, 43  
CPC ..... A61K 6/0038; A61K 6/0029; A61K  
6/0835; A61K 6/0073; A61K 6/0008; A61K  
6/0205  
See application file for complete search history.

(56) **References Cited**

**U.S. PATENT DOCUMENTS**

- 4,904,261 A \* 2/1990 Dove ..... A61F 2/442  
623/17.16
- 5,044,384 A \* 9/1991 Hokama ..... A45D 31/00  
132/200
- 5,545,229 A \* 8/1996 Parsons ..... A61F 2/442  
623/17.15
- 6,143,032 A \* 11/2000 Schafer ..... A61F 2/442  
606/247
- 6,245,108 B1 \* 6/2001 Biscup ..... A61F 2/4455  
606/246

- 6,270,528 B1 \* 8/2001 McKay ..... A61L 27/3658  
623/16.11
- 6,294,187 B1 \* 9/2001 Boyce ..... A61F 2/28  
424/422
- 6,706,067 B2 \* 3/2004 Shimp ..... A61F 2/4455  
623/17.11
- 6,786,930 B2 \* 9/2004 Biscup ..... A61F 2/30942  
623/16.11
- 7,001,551 B2 \* 2/2006 Meredith ..... A61B 17/866  
264/101
- D585,553 S \* 1/2009 Valois ..... D24/155
- D625,821 S \* 10/2010 Goncalves ..... D24/155
- 2002/0065560 A1 \* 5/2002 Varga ..... A61F 2/28  
623/17.16
- 2003/0060892 A1 \* 3/2003 Richter ..... A61F 2/28  
623/23.51
- 2005/0085922 A1 \* 4/2005 Shappley ..... A61F 2/28  
623/23.5
- 2008/0027544 A1 \* 1/2008 Melkent ..... A61F 2/442  
623/17.11
- 2008/0046082 A1 \* 2/2008 Lee ..... A61F 2/441  
623/17.16
- 2008/0058939 A1 \* 3/2008 Hughes ..... A61F 2/4455  
623/17.15

(Continued)

*Primary Examiner* — Charles Hanson  
(74) *Attorney, Agent, or Firm* — Mintz Levin Cohn Ferris  
Glovsky and Popeo, P.C.; Muriel Liberto, Esq.

(57) **CLAIM**  
The ornamental design for a bone filler particle, as shown  
and described.

**DESCRIPTION**

FIG. 1 is a perspective view of a bone filler particle;  
FIG. 2 is a top view of the bone filler particle of FIG. 1;  
FIG. 3 is a bottom view of the bone filler particle of FIG. 1;  
FIG. 4 is a front view of the bone filler particle of FIG. 1;  
FIG. 5 is a left side view of the bone filler particle of FIG.  
1;  
FIG. 6 is a back view of the bone filler particle of FIG. 1;  
and,  
FIG. 7 is a right side view of the bone filler particle of FIG.  
1.  
The black background in the photographic images is  
included to provide contrast and forms no part of the claimed  
design.

**1 Claim, 7 Drawing Sheets**



Perspective view

(56)

**References Cited**

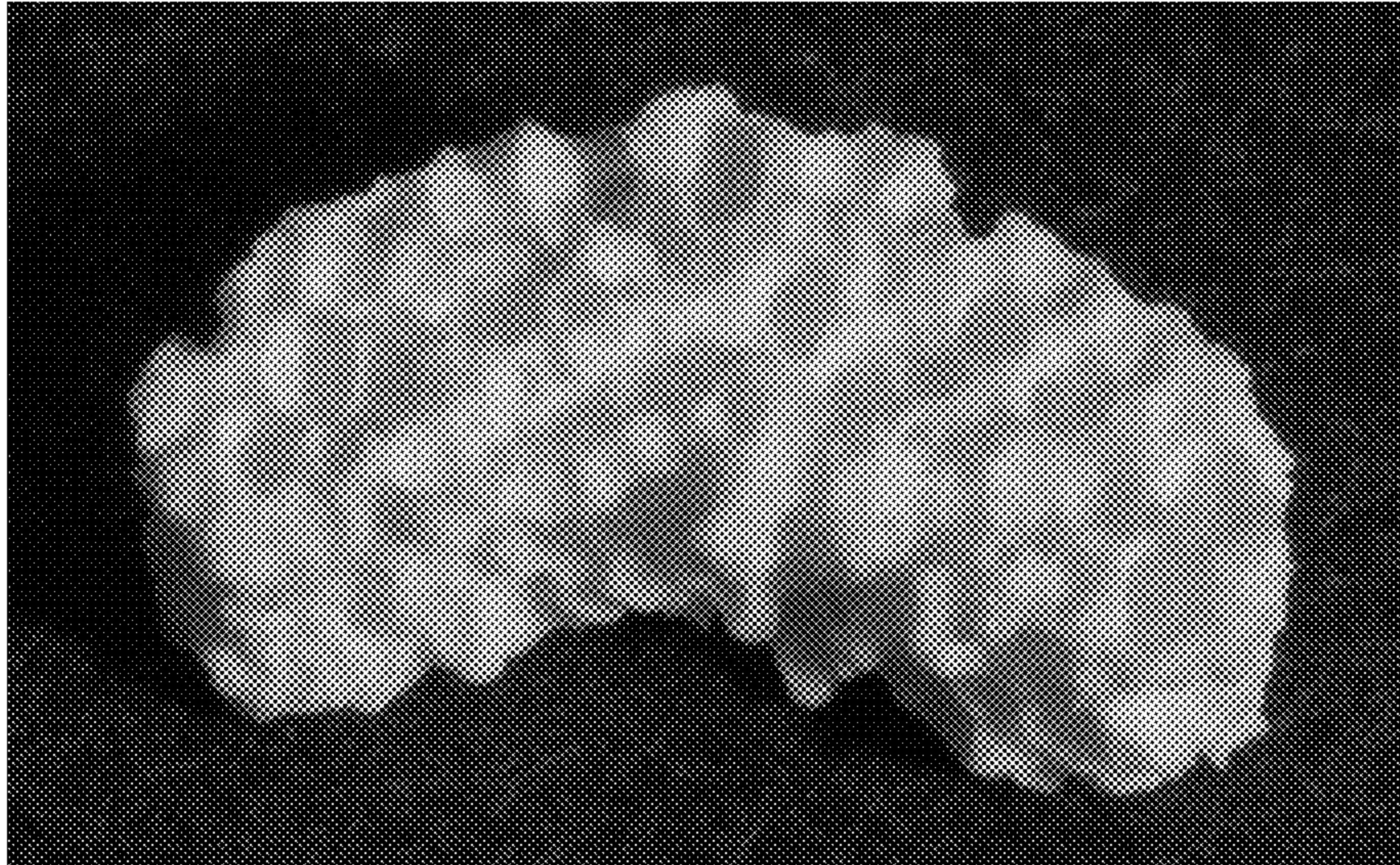
2008/0221683 A1\* 9/2008 Deutchman ..... A61F 2/30767  
623/11.11

U.S. PATENT DOCUMENTS

2008/0103596 A1\* 5/2008 Shikinami ..... A61F 2/442  
623/17.16

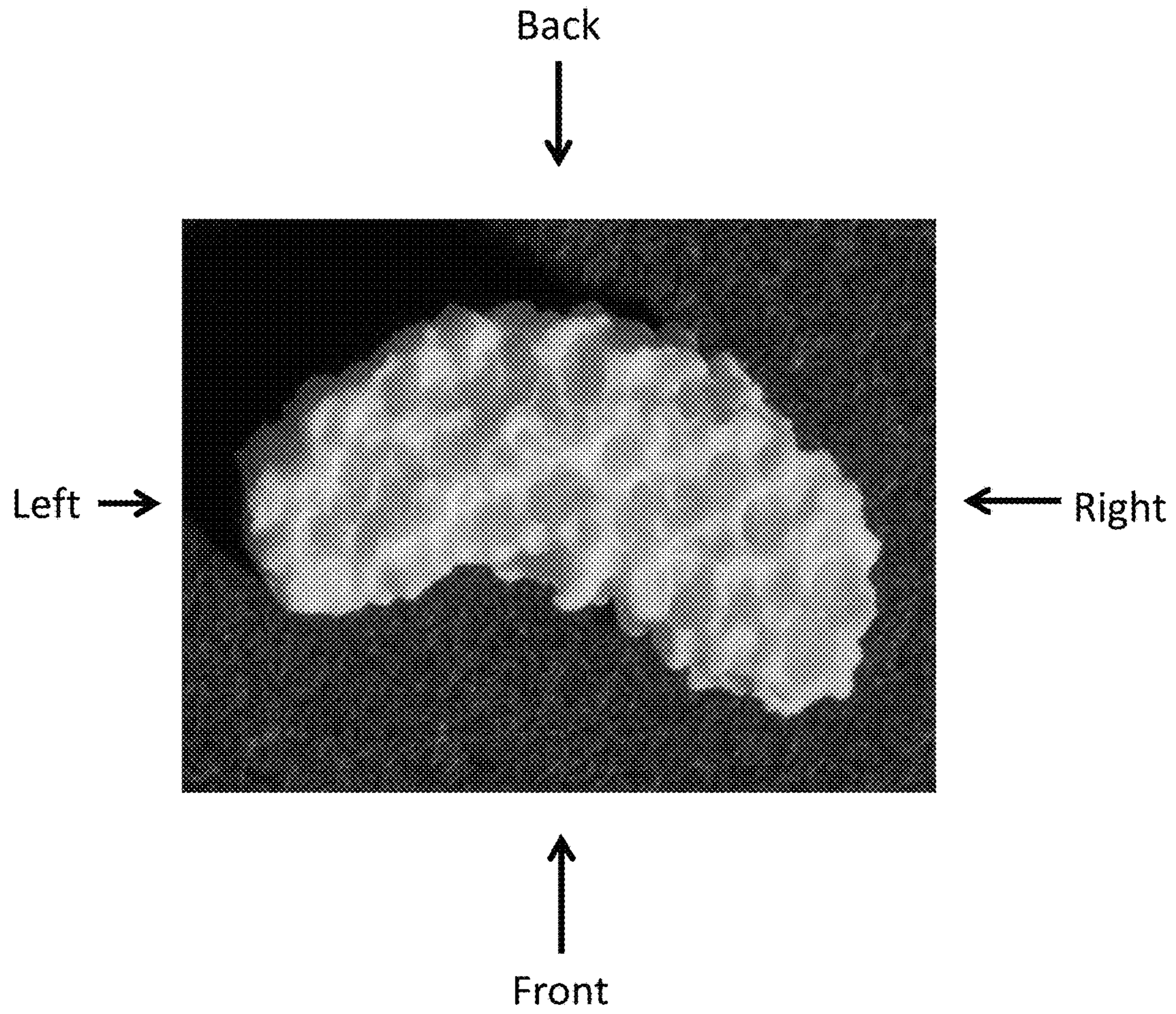
\* cited by examiner





Perspective view


FIG. 1



Top view


FIG. 2





Bottom view


FIG. 3



Front view


FIG. 4





Left side view


FIG. 5



Back view

FIG. 6





Right side view

FIG. 7