



US00D773030S

(12) **United States Design Patent** (10) **Patent No.:** **US D773,030 S**
Puerto (45) **Date of Patent:** **** Nov. 29, 2016**

(54) **CEILING FAN**

(71) Applicant: **The L.D. Kichler Co.**, Cleveland, OH (US)

(72) Inventor: **Wendy Puerto**, Parma Hts., OH (US)

(73) Assignee: **The L.D. Kichler Co.**, Cleveland, OH (US)

(**) Term: **14 Years**

(21) Appl. No.: **29/515,379**

(22) Filed: **Jan. 22, 2015**

Related U.S. Application Data

(63) Continuation of application No. 29/449,928, filed on Mar. 15, 2013, now abandoned.

(51) **LOC (10) Cl.** **23-04**

(52) **U.S. Cl.**
USPC **D23/377**

(58) **Field of Classification Search**
USPC D23/377, 387, 411-414, 499; 416/1, 5, 416/170 R, 214 R, 184, 206, 207, 210 R, 416/220 R, 244 R, 248; 392/364; D26/59, D26/51, 72, 73, 80-86, 88, 90
CPC .. F04D 25/088; F04D 29/601; F04D 29/322; F04D 29/324
See application file for complete search history.

(56) **References Cited**

U.S. PATENT DOCUMENTS

7,210,910 B1 * 5/2007 Parker F04D 25/088
416/223 R
D576,265 S * 9/2008 Bucher D23/377

D590,489 S * 4/2009 Bucher D23/377
D599,461 S * 9/2009 Ertze D23/377
D604,405 S * 11/2009 Searle D23/377
D621,024 S * 8/2010 Orozco D23/377
D671,203 S * 11/2012 Wang D23/377

* cited by examiner

Primary Examiner — Susan Bennett Hattan

Assistant Examiner — Marie Fast Horse

(74) *Attorney, Agent, or Firm* — Calfee, Halter & Griswold, LLP

(57) **CLAIM**

I claim the ornamental design of a ceiling fan, as shown and described.

DESCRIPTION

This application is related to U.S. patent application Ser. No. 14/215,452, filed Mar. 17, 2014, and entitled Compact Ceiling Fans, the entire disclosure of which is hereby incorporated herein by reference in its entirety.

FIG. 1 is a front/right/bottom perspective view of a first embodiment of the ceiling fan having seven-way rotational symmetry;

FIG. 2 is a front elevational view of a second embodiment of the ceiling fan;

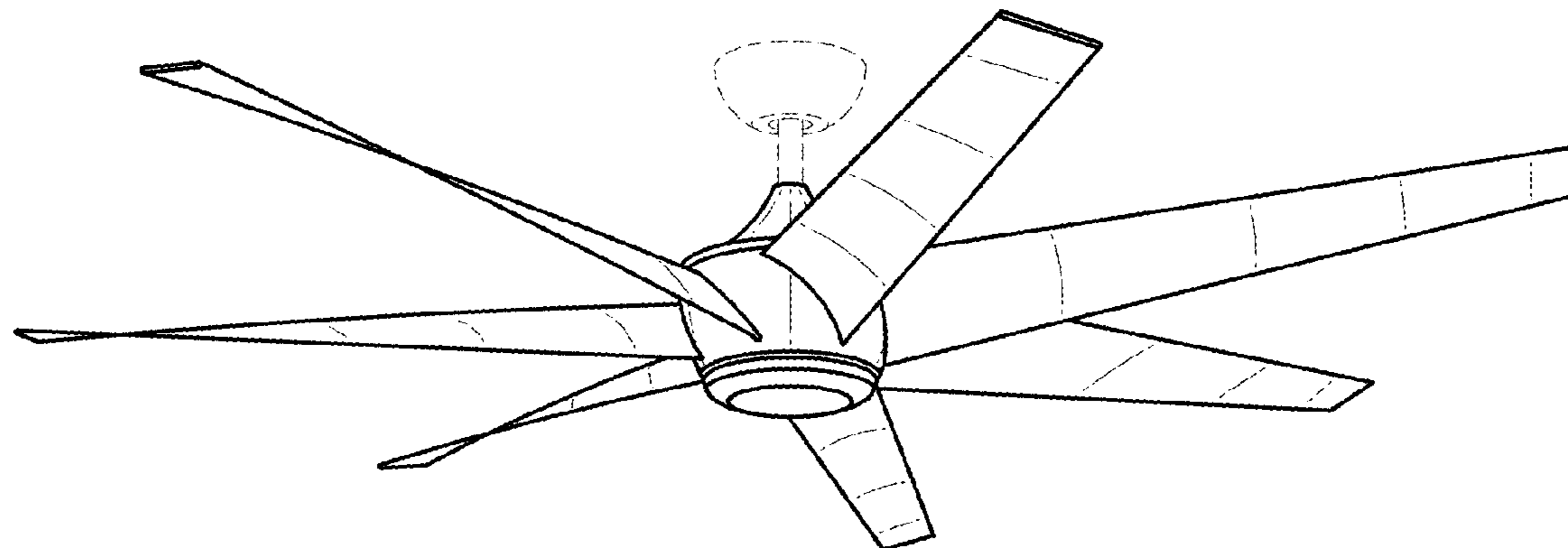
FIG. 3 is a top plan view thereof;

FIG. 4 is a bottom plan view thereof; and,

FIG. 5 is a right side elevational view thereof.

The broken lines representing the down tube and the ceiling trim form no part of the claimed invention.

1 Claim, 5 Drawing Sheets



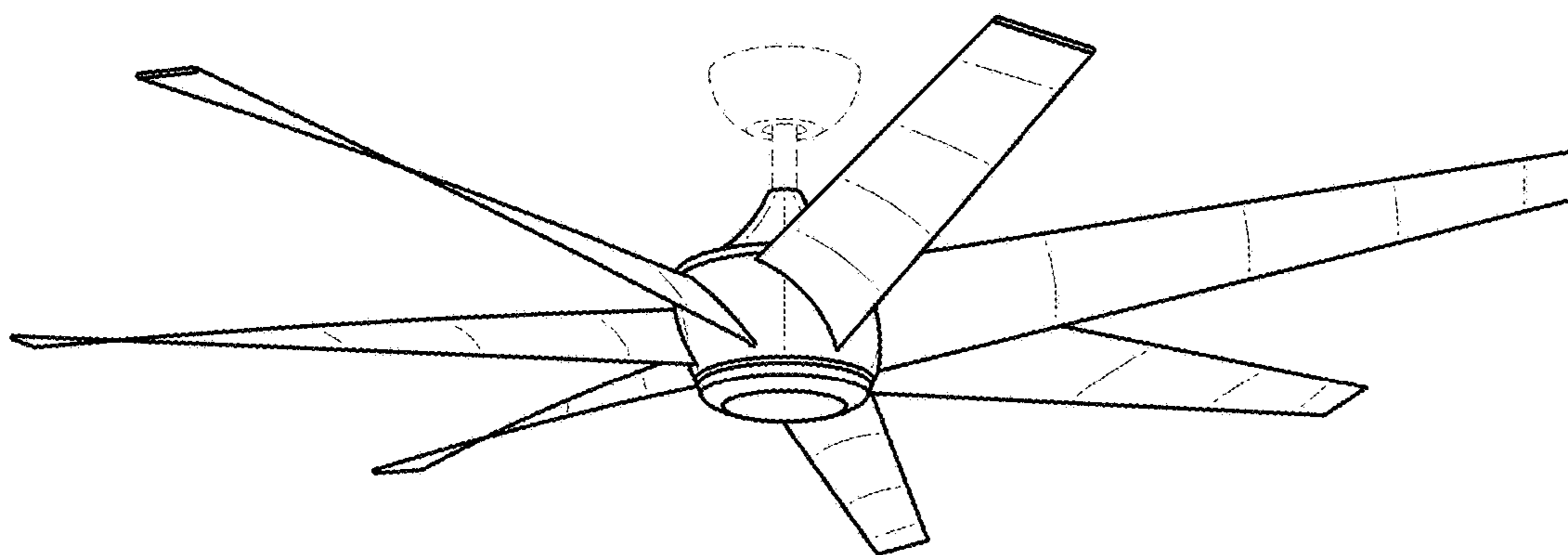


FIG. 1

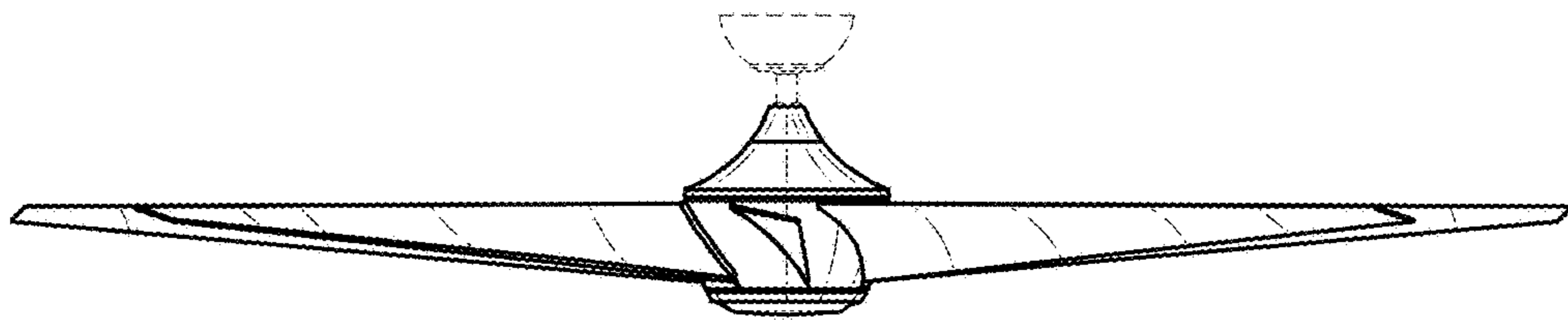


FIG. 2

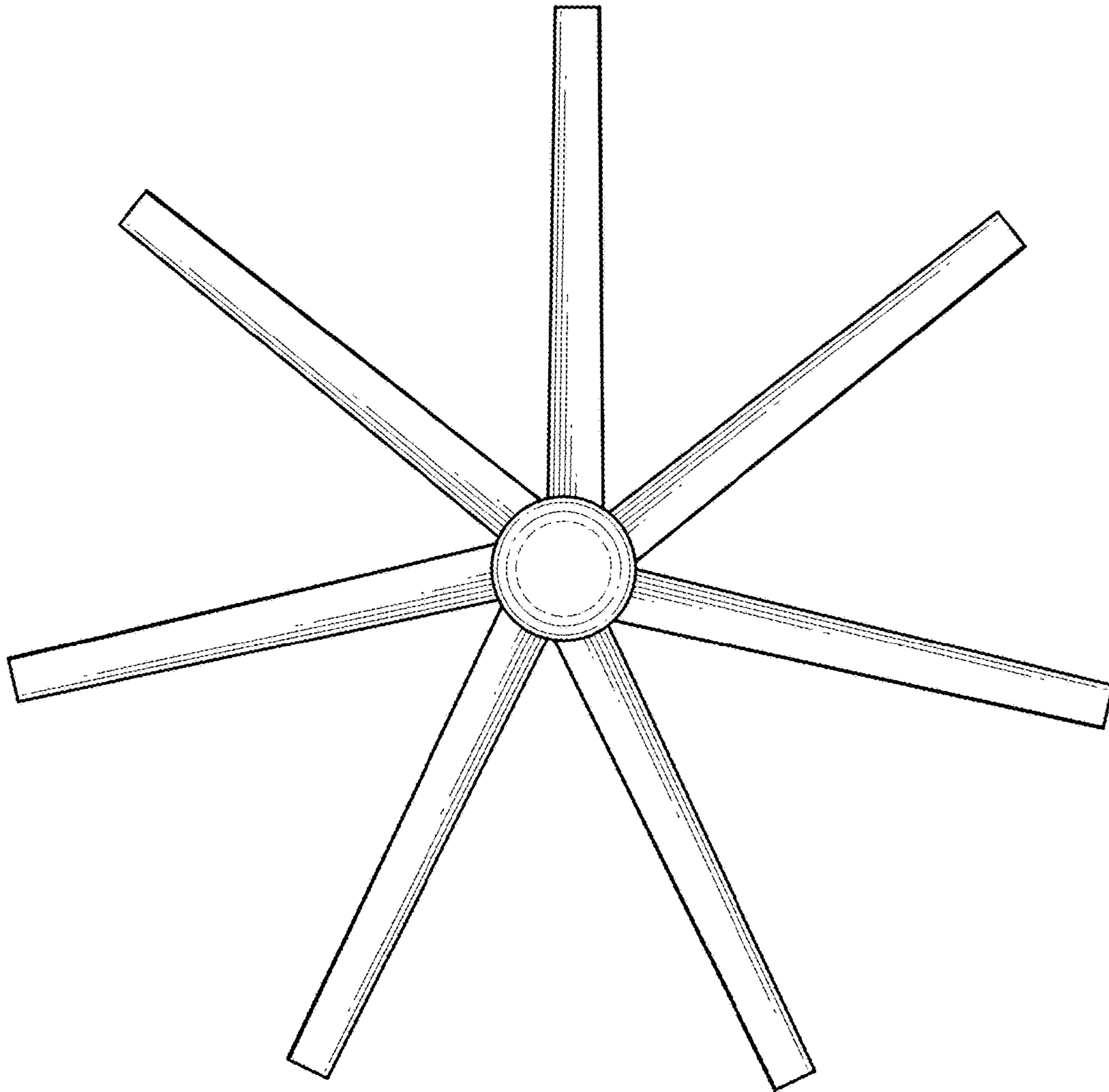


FIG. 3

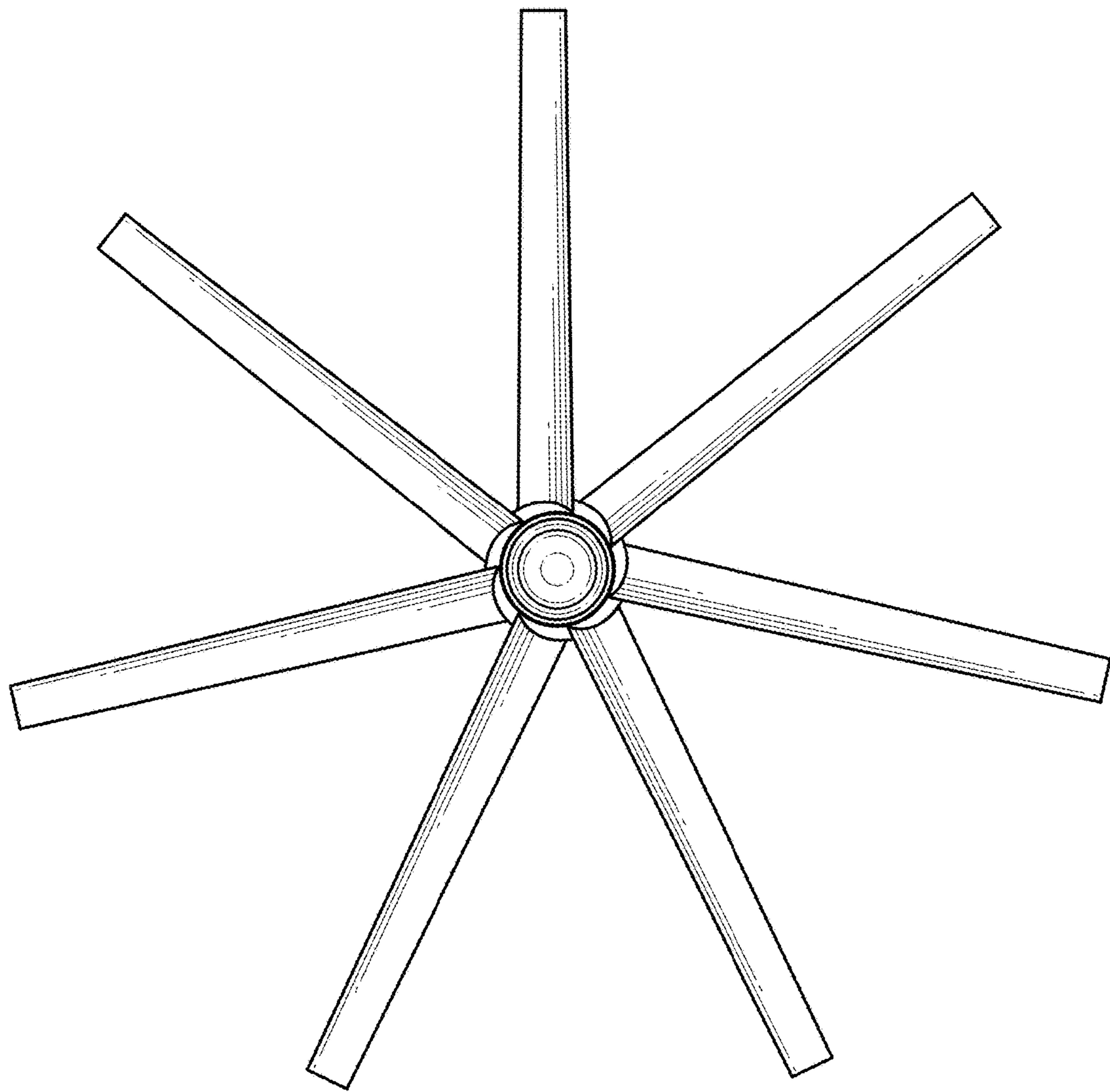


FIG. 4

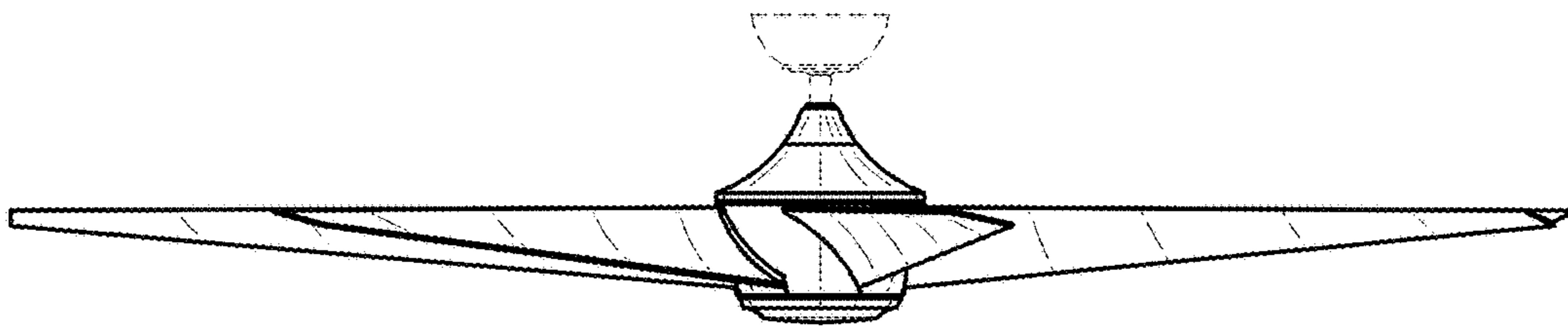


FIG. 5