

US00D773020S

(12) **United States Design Patent** (10) **Patent No.:** **US D773,020 S**
Buettner et al. (45) **Date of Patent:** **** Nov. 29, 2016**

(54) **HEATING DEVICE**
(71) Applicant: **Robert Bosch GmbH**, Stuttgart (DE)
(72) Inventors: **Christian Buettner**, Stuttgart (DE);
Markus Turber, Stuttgart (DE);
Markus Mottscheller, Nürnberg (DE);
Sven Lüdicke, Hamburg (DE)
(73) Assignee: **Robert Bosch GmbH**, Stuttgart (DE)
(**) Term: **14 Years**
(21) Appl. No.: **29/514,709**
(22) Filed: **Jan. 15, 2015**

(30) **Foreign Application Priority Data**

Jul. 15, 2014 (EM) 002502922

(51) **LOC (10) Cl.** **23-03**

(52) **U.S. Cl.**
USPC **D23/318**

(58) **Field of Classification Search**

USPC D23/314, 325, 329, 333, 334, 335, 3,
D23/42, 355, 356, 358, 359, 364, 386, 387,
D23/388, 389, 390, 391, 315, 316, 317, 318,
D23/320, 321, 322, 323, 324, 328, 330, 331,
D23/332, 336, 337, 338, 339, 340, 341, 342,
D23/343, 344, 345, 346, 347; D14/214,
D14/225, 235, 237, 240, 241, 255, 356,
D14/362; D13/184; 392/449, 465, 485, 494
CPC F24C 7/10; F24H 9/2071; F24H 9/2064;
F24H 1/06; F24H 9/2028; F24H 9/02;
F24H 9/128; F24H 9/2021; F24H 9/2007;
F24H 9/0005; F24H 1/08; F24H 7/00;
F24H 4/00; F24H 2/142; H05B 3/78
See application file for complete search history.

(56) **References Cited**

U.S. PATENT DOCUMENTS

D249,684 S * 9/1978 Rams D14/214
D358,153 S * 5/1995 Jackson D13/162

D397,115 S * 8/1998 Gremchuck D14/214
6,389,226 B1 * 5/2002 Neale F24H 1/102
392/485
D496,924 S * 10/2004 Salyer D14/214
7,046,922 B1 * 5/2006 Sturm F24H 9/2028
392/465
D547,849 S * 7/2007 Francisquini D23/351
D616,536 S * 5/2010 Lee D23/318
D619,236 S * 7/2010 Schlag D23/351
D621,019 S * 8/2010 Kim D23/356
D621,490 S * 8/2010 Schmidt D23/319

(Continued)

Primary Examiner — T. Chase Nelson

Assistant Examiner — Ania Aman

(74) *Attorney, Agent, or Firm* — Maginot, Moore & Beck
LLP

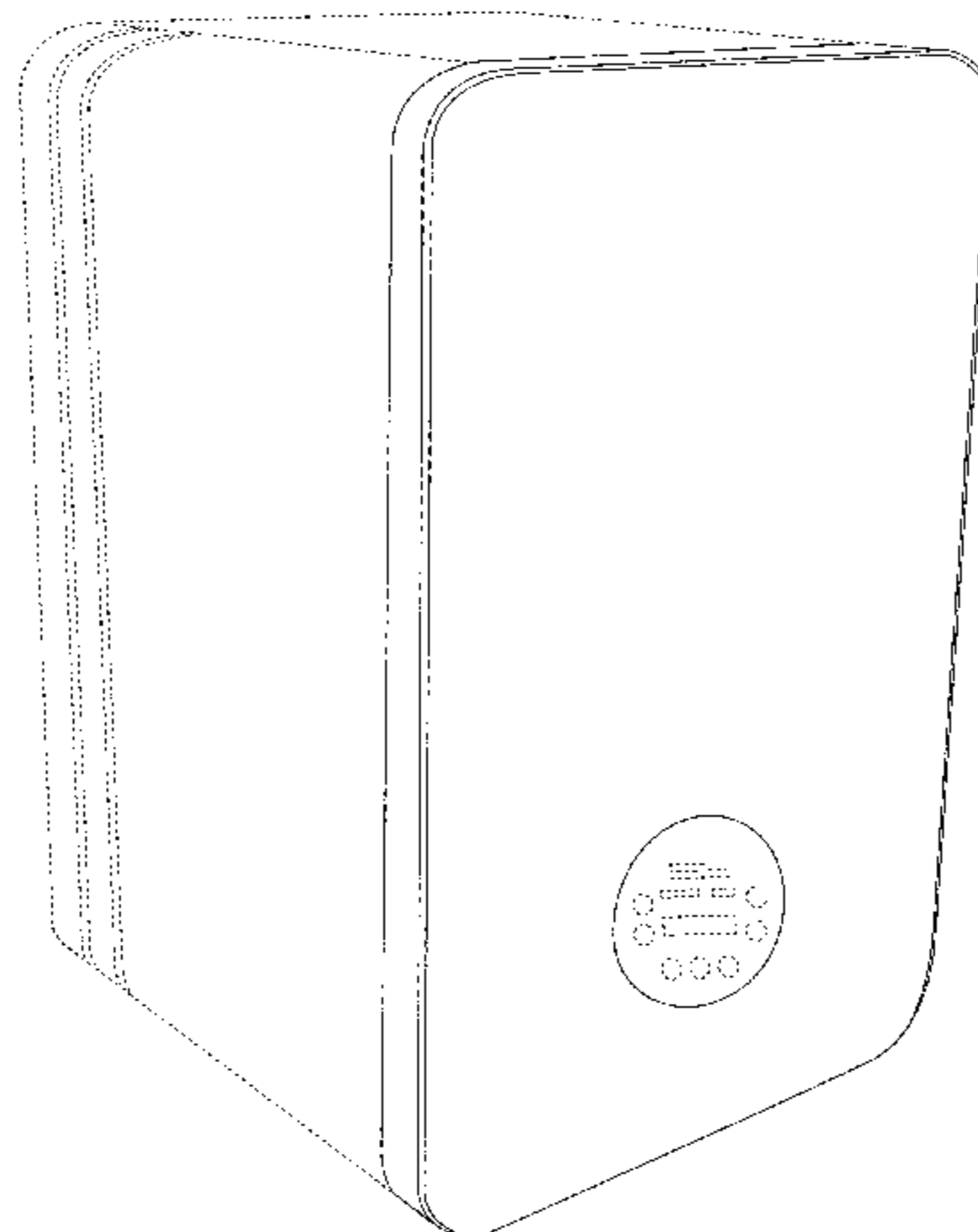
(57) **CLAIM**

The ornamental design for a heating device, as shown and described.

DESCRIPTION

FIG. 1 is a perspective view of a heating device showing our new design;
FIG. 2 is a front elevational view showing the design for the heating device of FIG. 1;
FIG. 3 is a rear elevational view showing the design for the heating device of FIG. 1;
FIG. 4 is a left side elevational view showing the design for the heating device of FIG. 1;
FIG. 5 is a right side elevational view showing the design for the heating device of FIG. 1;
FIG. 6 is a top plan view showing the design for the heating device of FIG. 1; and,
FIG. 7 is a bottom plan view showing the design for the heating device of FIG. 1.
The broken lines shown in the drawings illustrate portions of the heating device that form no part of the claimed design.

1 Claim, 7 Drawing Sheets



(56)

References Cited

U.S. PATENT DOCUMENTS

D628,979 S * 12/2010 Yagi D14/214
 D641,460 S * 7/2011 Choi D23/318
 D644,627 S * 9/2011 Garrett D14/214
 8,297,525 B1 * 10/2012 Bolivar H05B 3/78
 236/20 R
 8,418,832 B1 * 4/2013 Albertson F24H 3/081
 198/370.09
 D682,250 S * 5/2013 Mattioli D14/172
 D687,134 S * 7/2013 Lee D23/320
 D687,768 S * 8/2013 Minamikawa D13/107
 D694,381 S * 11/2013 Kitzke D23/320
 D714,259 S * 9/2014 Galler D14/221
 D721,350 S * 1/2015 Kim D14/188
 D724,564 S * 3/2015 Davies D14/215
 D729,762 S * 5/2015 Hu D14/194
 D732,005 S * 6/2015 Davies D14/215
 D741,293 S * 10/2015 Baird D14/214
 D745,128 S * 12/2015 Farone D23/355
 9,316,408 B2 * 4/2016 Justus F24H 1/06
 2006/0088302 A1 * 4/2006 Sturm F24H 9/2028
 392/480

2009/0229540 A1 * 9/2009 Chang F24H 1/0009
 122/17.1
 2010/0290765 A1 * 11/2010 Lee F24H 3/0411
 392/485
 2011/0048237 A1 * 3/2011 Ahn F24F 6/06
 96/223
 2011/0253068 A1 * 10/2011 Iskrenovic F24H 1/225
 122/4 R
 2012/0031387 A1 * 2/2012 Sharpe F23G 5/50
 126/58
 2012/0060772 A1 * 3/2012 Roy F23N 1/002
 122/14.2
 2012/0079995 A1 * 4/2012 Jacques F24H 9/148
 122/19.2
 2012/0275775 A1 * 11/2012 Iskrenovic F24H 1/142
 392/483
 2013/0188940 A1 * 7/2013 Hacham-Yona F24H 9/2021
 392/498
 2014/0064716 A1 * 3/2014 Cohen F24H 9/2021
 392/441
 2015/0147054 A1 * 5/2015 Green F16K 49/002
 392/449
 2016/0060873 A1 * 3/2016 Sugatani E04D 13/178
 29/401.1

* cited by examiner

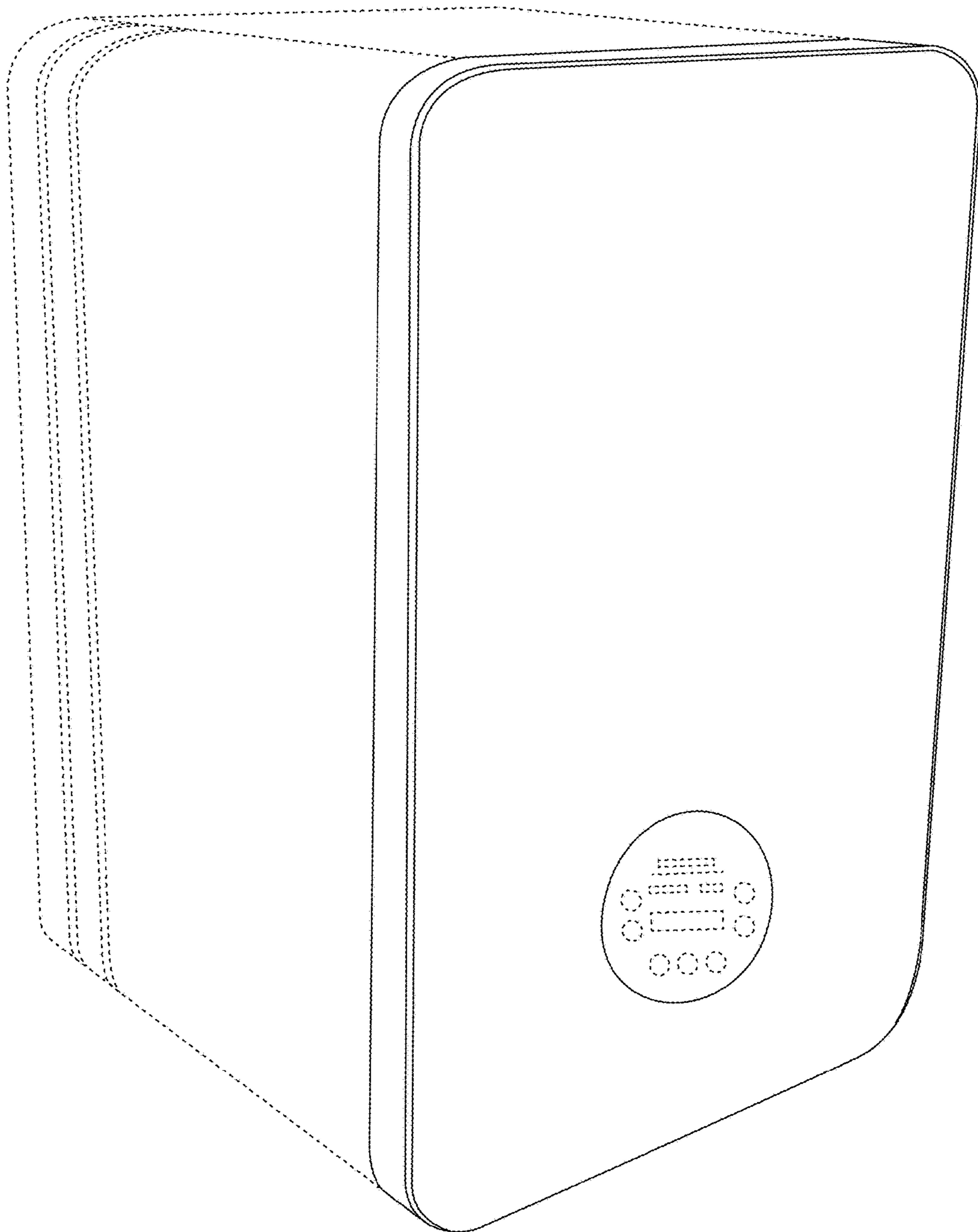


FIG. 1




FIG. 2




FIG. 3




FIG. 4




FIG. 5




FIG. 6




FIG. 7