



US00D772982S

(12) **United States Design Patent** (10) **Patent No.:** **US D772,982 S**
Nuzzo (45) **Date of Patent:** **** Nov. 29, 2016**

(54) **PEN** D392,317 S * 3/1998 Ruffer D19/168
6,572,299 B1 * 6/2003 Brennan B43K 29/18
132/75.3
(71) Applicant: **Swarovski Aktiengesellschaft, Triesen** 7,121,752 B2 * 10/2006 Su B43K 29/10
(LI) 401/195
(72) Inventor: **Pascal Nuzzo, Paris (FR)** D548,785 S * 8/2007 O'Hern D19/177
D548,786 S * 8/2007 O'Hern D19/177
7,448,767 B2 * 11/2008 Zhang A45D 34/045
(73) Assignee: **Swarovski Aktiengesellschaft (LI)** 362/118
D602,525 S * 10/2009 O'Hern D19/123
(**) Term: **14 Years** D619,487 S * 7/2010 Graff D11/3
D627,392 S * 11/2010 Graff D19/169
D649,189 S * 11/2011 Maier D19/170
(21) Appl. No.: **29/526,212** 2011/0027001 A1 * 2/2011 O'Hern B43K 5/005
401/195

(22) Filed: **May 7, 2015**

(30) **Foreign Application Priority Data**

Dec. 23, 2014 (LI) 380

(51) **LOC (10) Cl.** **19-06**

(52) **U.S. Cl.**
USPC **D19/174; D19/903**

(58) **Field of Classification Search**
USPC D14/411; D19/115-204
CPC B43K 5/005; B43K 5/16; B43K 7/00;
B43K 7/10; B43K 7/12; B43K 8/02; B43K
8/022; B43K 8/024; B43K 8/04
See application file for complete search history.

(56) **References Cited**

U.S. PATENT DOCUMENTS

2,577,078 A * 12/1951 Fried B43K 23/126
220/304
D211,107 S * 5/1968 Theobald D8/90
D260,531 S * 9/1981 Della Beffa D19/163
D269,684 S * 7/1983 Luntz D19/169
D272,750 S * 2/1984 Luntz D19/169
D286,647 S * 11/1986 Perrin D19/173
D286,648 S * 11/1986 Perrin D19/169
4,881,841 A * 11/1989 Irwin B43K 29/013
101/333
D360,121 S * 7/1995 Anderson D8/90
D369,438 S * 4/1996 Resler D28/59

* cited by examiner

Primary Examiner — Elizabeth Albert

(74) *Attorney, Agent, or Firm* — David I. Roche; Baker & McKenzie LLP

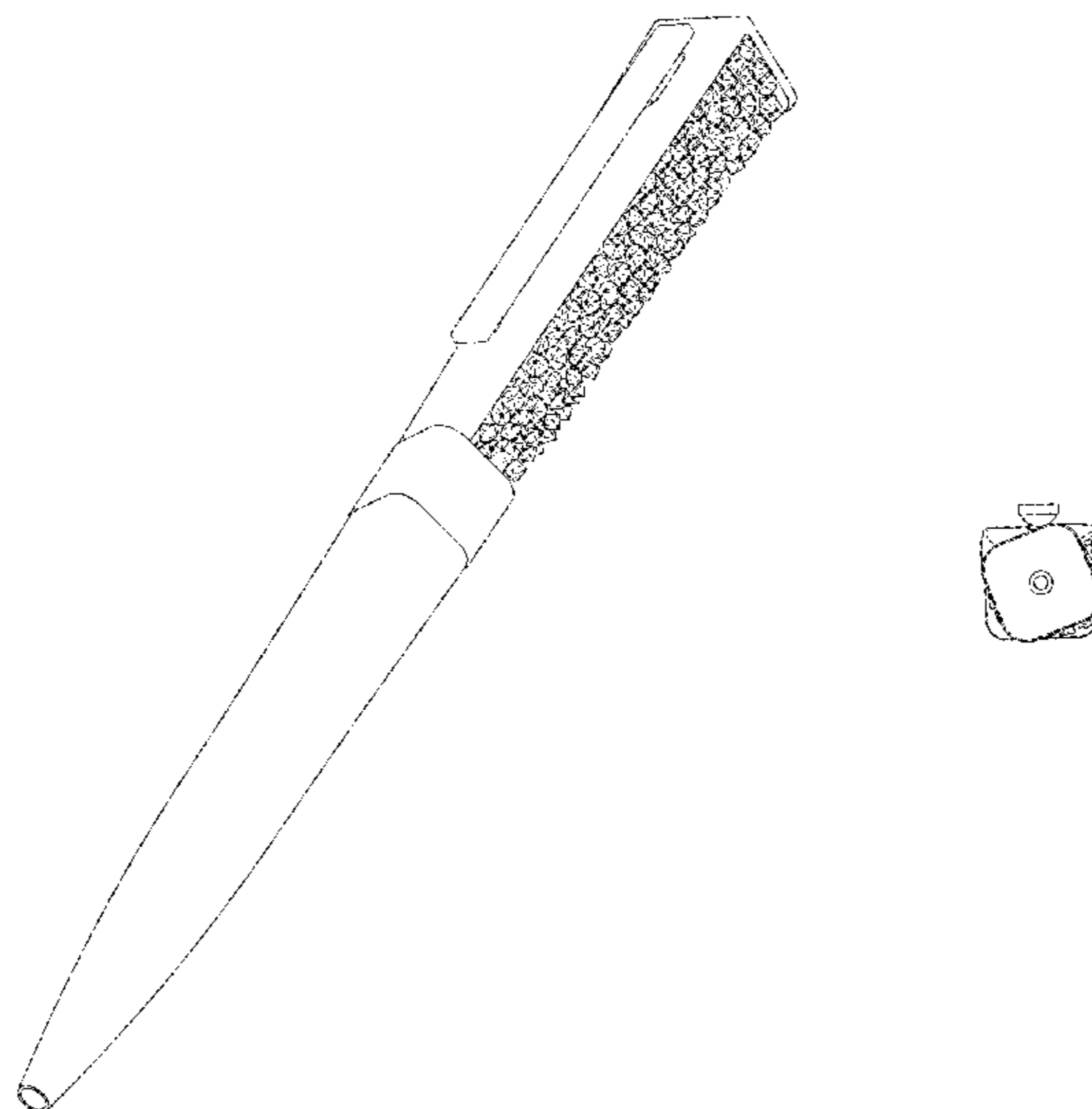
(57) **CLAIM**

The ornamental design for pen, as shown and described.

DESCRIPTION

FIG. 1 is a perspective view showing my new design in a retracted position;
FIG. 2 is a rear view thereof;
FIG. 3 is a front view thereof;
FIG. 4 is a left side view thereof;
FIG. 5 is a right side view thereof;
FIG. 6 is a bottom view thereof;
FIG. 7 is a top view thereof
FIG. 8 is a perspective view showing the pen in a use position;
FIG. 9 is a rear view thereof;
FIG. 10 is a front view thereof;
FIG. 11 is a left side view thereof;
FIG. 12 is a right side view thereof;
FIG. 13 is a bottom view thereof; and,
FIG. 14 is a top view thereof.

1 Claim, 8 Drawing Sheets






FIG. 1

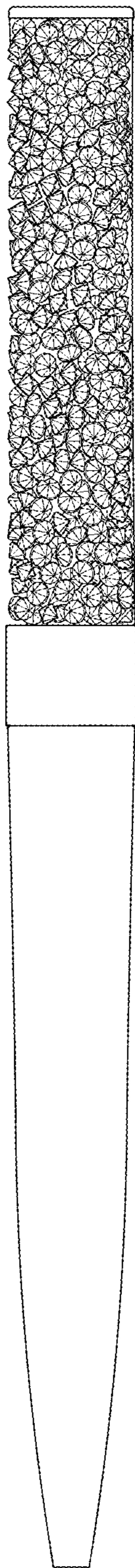


FIG. 2

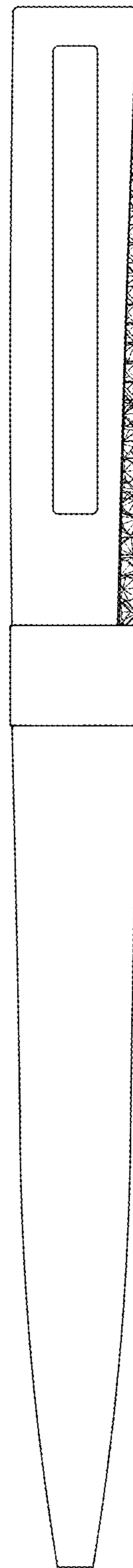


FIG. 3

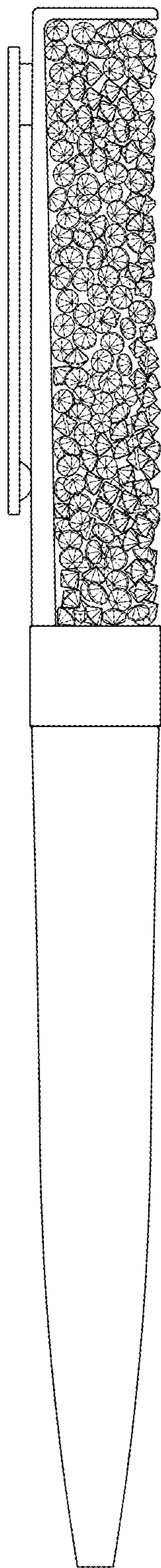


FIG. 4

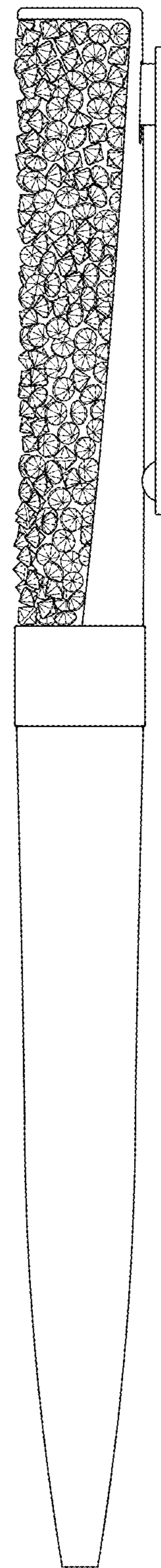


FIG. 5

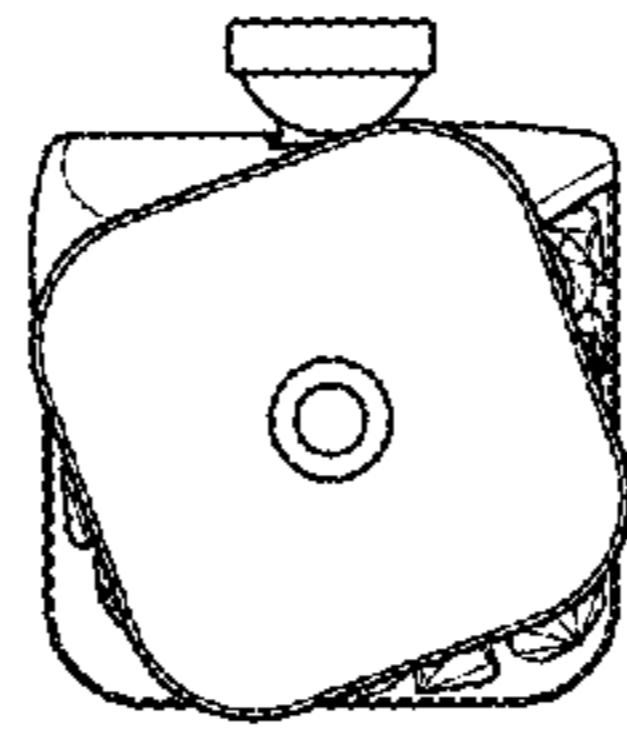


FIG. 6




FIG. 7




FIG. 8



FIG. 9




FIG. 10

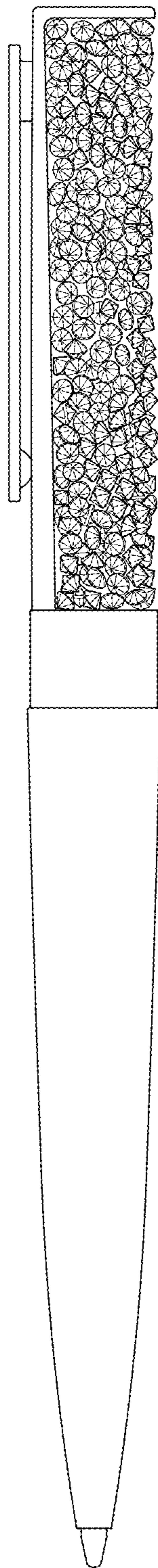


FIG. 11

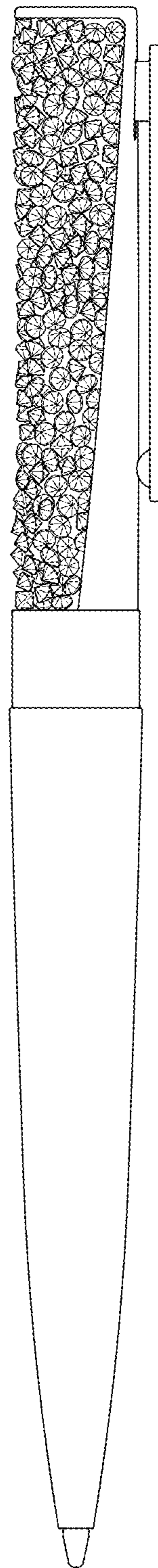


FIG. 12

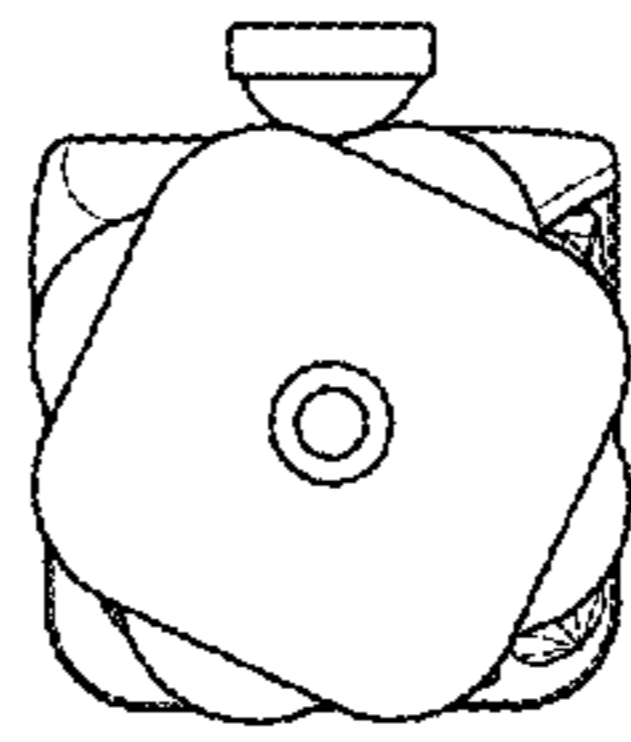


FIG. 13

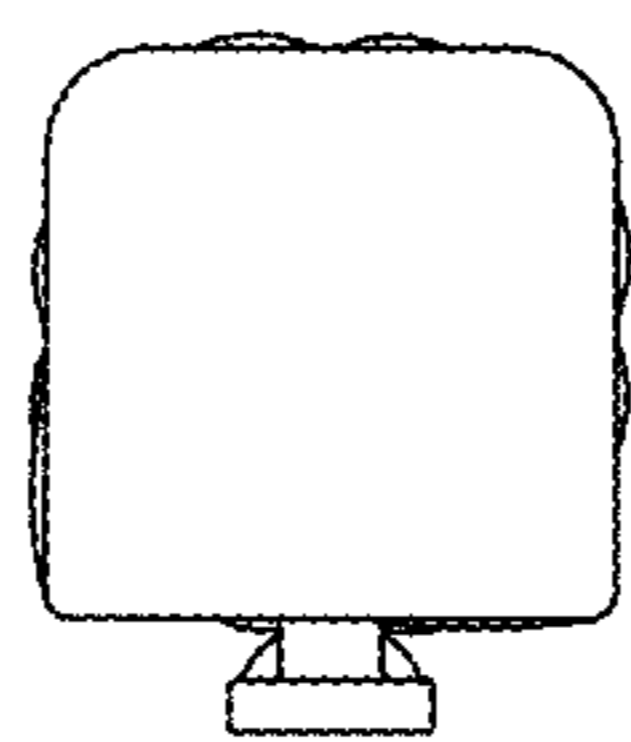


FIG. 14