



US00D772981S

(12) **United States Design Patent**
Horowitz

(10) **Patent No.:** **US D772,981 S**

(45) **Date of Patent:** **** Nov. 29, 2016**

(54) **PEN**

(71) Applicant: **Yisroel Horowitz**, Brooklyn, NY (US)

(72) Inventor: **Yisroel Horowitz**, Brooklyn, NY (US)

(**) Term: **15 Years**

(21) Appl. No.: **29/532,179**

(22) Filed: **Jul. 2, 2015**

(51) **LOC (10) Cl.** **19-06**

(52) **U.S. Cl.**

USPC **D19/172**; D19/914; D19/932; D19/933

(58) **Field of Classification Search**

USPC D14/411; D19/115–204

CPC B43K 5/00; B43K 7/00; B43K 7/10;

B43K 7/12; B43K 8/04; B43K 19/00; B43K

19/02; B43K 19/14

See application file for complete search history.

D667,882 S *	9/2012	Uchiyama	D19/172
D670,289 S *	11/2012	Bae	D14/411
D684,578 S *	6/2013	Son	D14/411
D692,483 S *	10/2013	Laemle	D19/172
D692,484 S *	10/2013	Laemle	D19/172
D695,827 S *	12/2013	Xie	D19/168
D709,949 S *	7/2014	Fleming	D19/119
D751,144 S *	3/2016	Goodelman	D19/171
D753,226 S *	4/2016	Casciotti	D19/201
D753,768 S *	4/2016	Goodelman	D19/171
D763,961 S *	8/2016	Zhang	D19/172

* cited by examiner

Primary Examiner — Elizabeth Albert

(74) *Attorney, Agent, or Firm* — Michael J. Feigin, Esq.;
Feigin & Fridman

(57) **CLAIM**

The ornamental design for a pen, as shown and described.

(56) **References Cited**

U.S. PATENT DOCUMENTS

D472,577 S *	4/2003	Sakuno	D19/174
D482,724 S *	11/2003	Nishida	D19/166
D490,109 S *	5/2004	Finney	D19/172
D500,521 S *	1/2005	Hautzinger	D19/174
D534,955 S *	1/2007	Huxiong	D19/171
D535,695 S *	1/2007	Chen	D19/172
D583,413 S *	12/2008	Li	D19/172
D648,789 S *	11/2011	Shibata	D19/172
D651,244 S *	12/2011	Yuan	D19/172
D651,245 S *	12/2011	Yuan	D19/172

DESCRIPTION

FIG. 1 shows a bottom perspective view of the pen.

FIG. 2 shows a top perspective view thereof.

FIG. 3 shows a right side elevation view thereof.

FIG. 4 shows a front elevation view thereof.

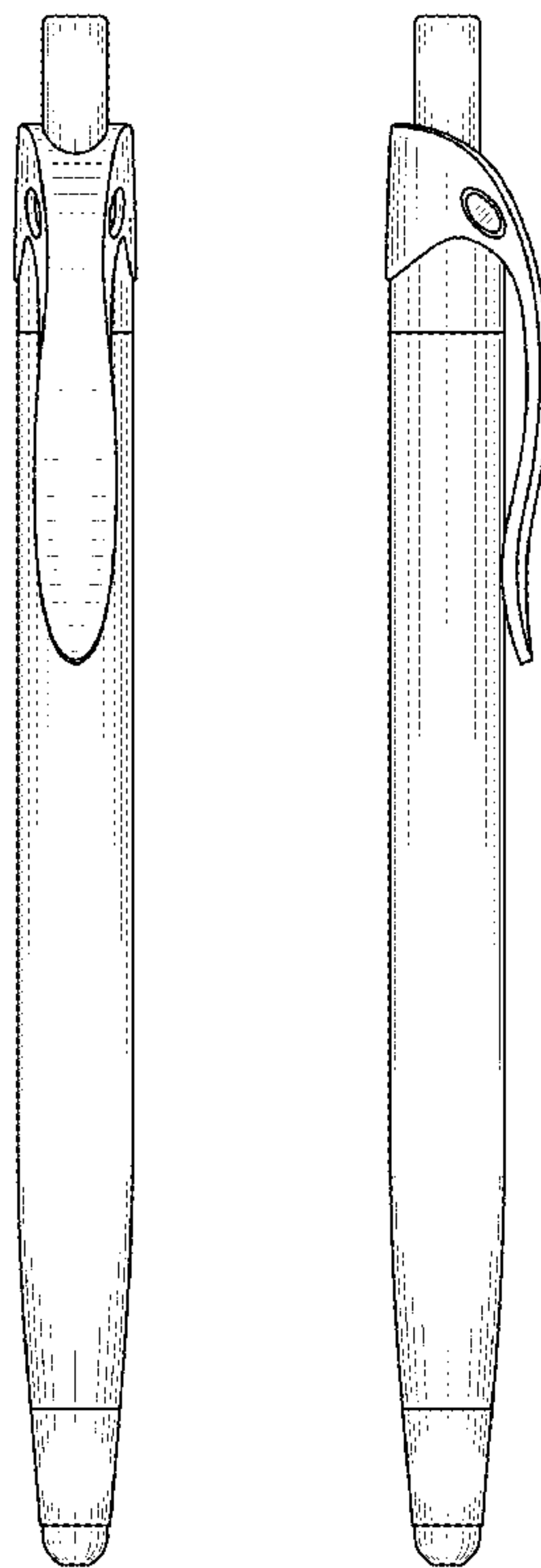
FIG. 5 shows a left side elevation view thereof.

FIG. 6 shows a rear elevation view thereof.

FIG. 7 shows a top plan view thereof; and,

FIG. 8 shows a bottom plan view thereof.

1 Claim, 2 Drawing Sheets



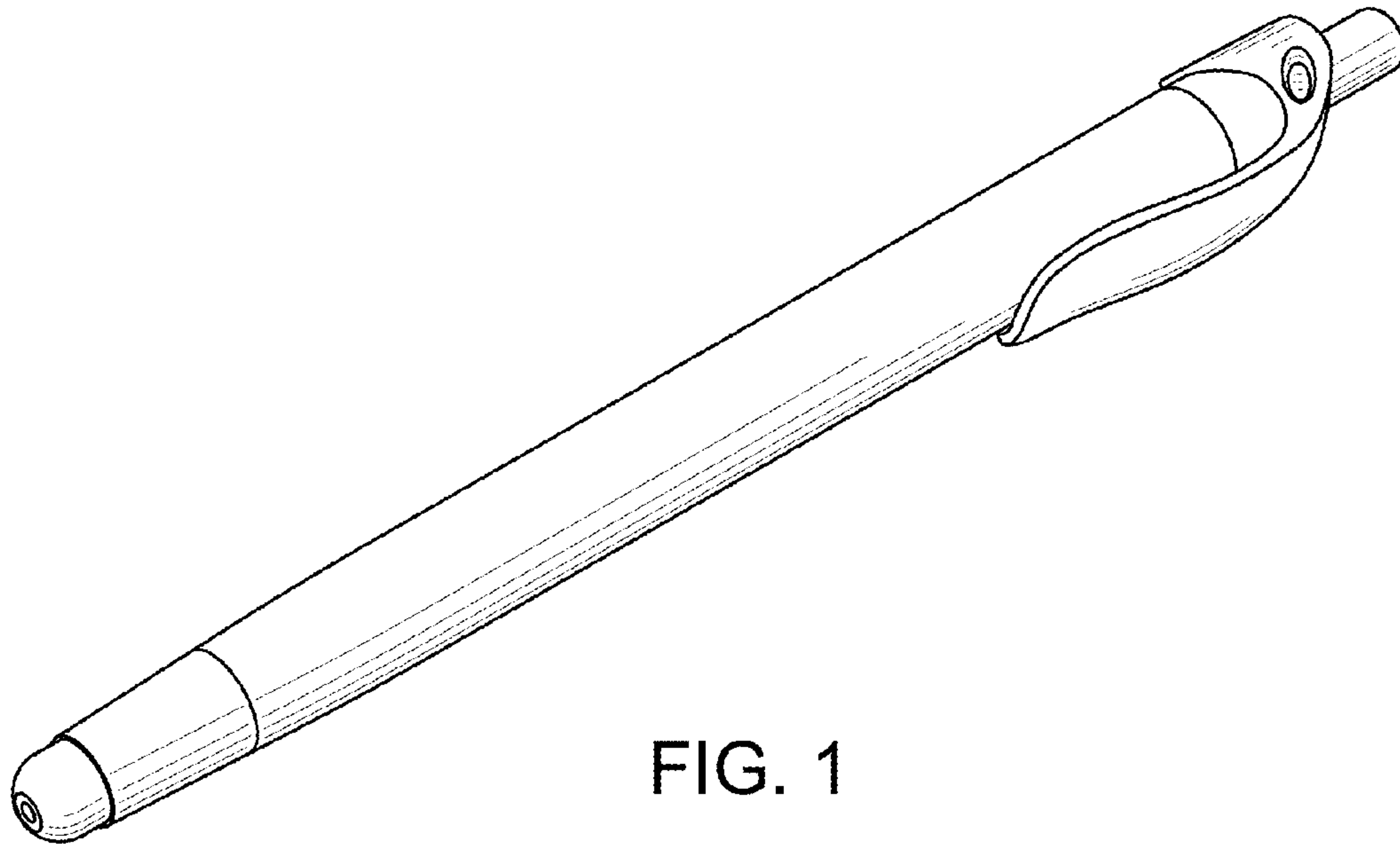


FIG. 1

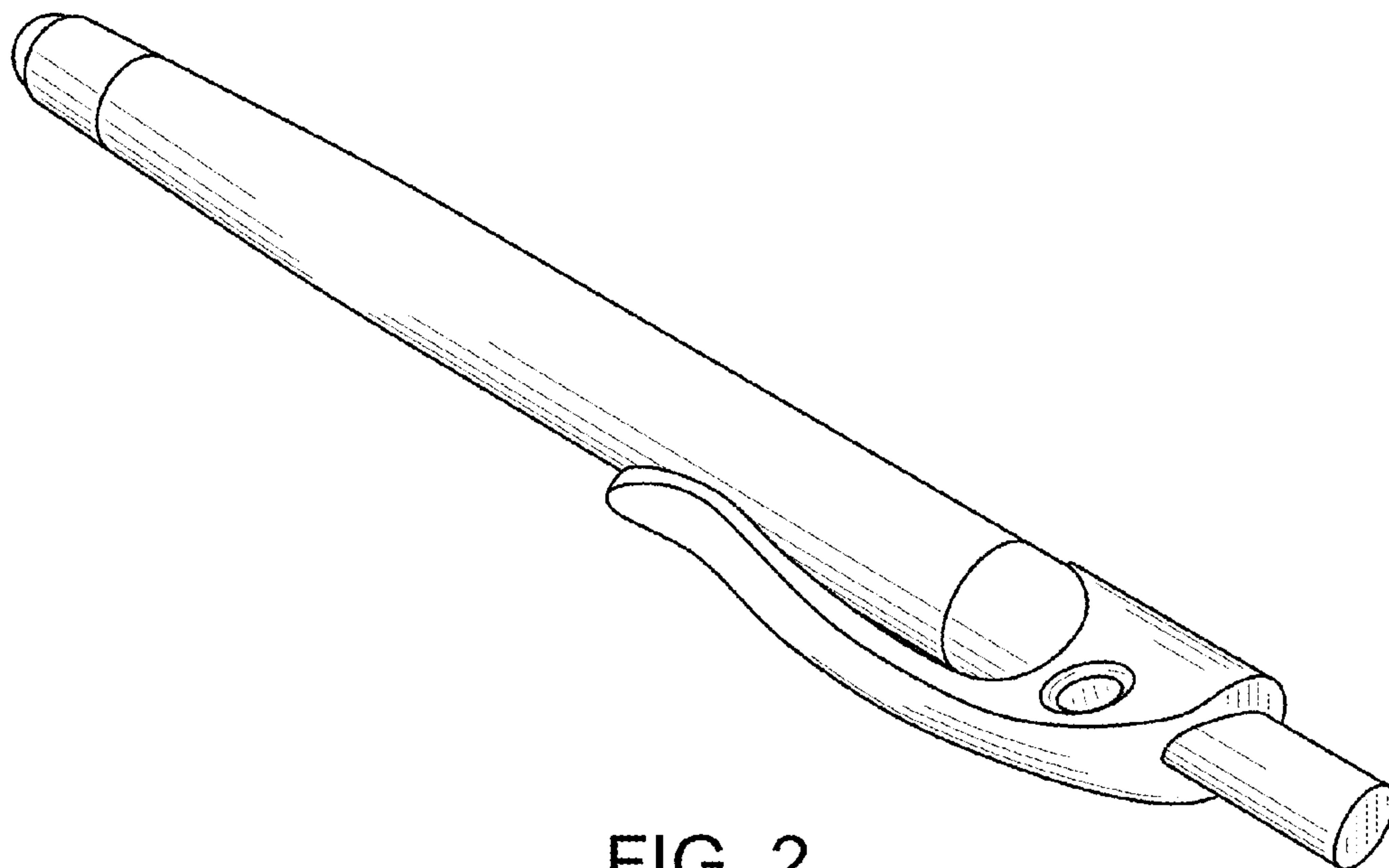


FIG. 2

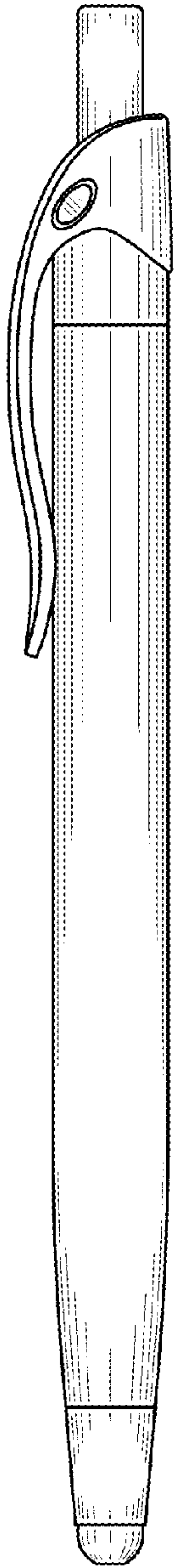


FIG. 3




FIG. 4




FIG. 5




FIG. 6

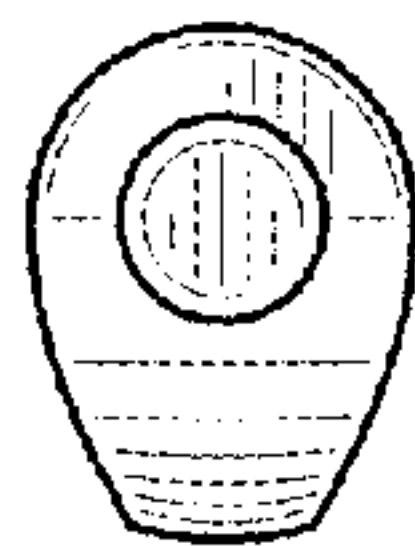


FIG. 7

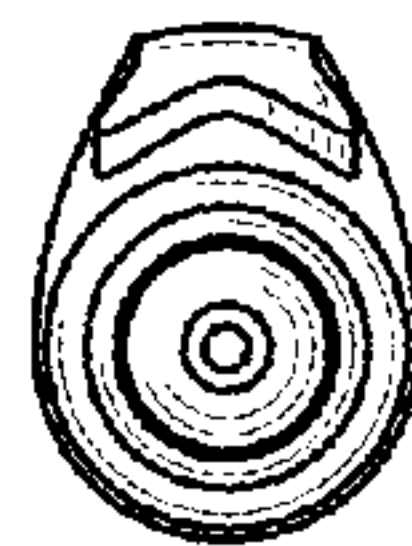


FIG. 8