



US00D772979S

(12) **United States Design Patent**  
**Stevens et al.**

(10) **Patent No.:** **US D772,979 S**  
(45) **Date of Patent:** **\*\* Nov. 29, 2016**

- (54) **ADHESIVE TAPE**
- (71) Applicants: **Chad Alan Stevens**, Sarasota, FL (US);  
**Ellis Robinson Giles**, Houston, TX (US)
- (72) Inventors: **Chad Alan Stevens**, Sarasota, FL (US);  
**Ellis Robinson Giles**, Houston, TX (US)
- (\*\*) Term: **15 Years**
- (21) Appl. No.: **29/560,245**
- (22) Filed: **Apr. 4, 2016**

D472,319 S *	3/2003	Oltmann	.....	D24/189
6,617,007 B1 *	9/2003	Cram	.....	B65H 19/2207 156/184
6,756,102 B1 *	6/2004	Galo	.....	C09J 7/02 428/194
6,772,532 B1 *	8/2004	Honea	.....	G01B 3/1002 33/494
D571,859 S *	6/2008	Harmston	.....	D19/69
D572,156 S *	7/2008	Payne	.....	D10/71
D602,988 S *	10/2009	Alicea	.....	D19/69
D611,541 S *	3/2010	Yonestu	.....	D19/69
D645,512 S *	9/2011	Matsumoto	.....	D19/69
D663,778 S *	7/2012	Fung	.....	D19/69
D692,056 S *	10/2013	Wolk	.....	D19/69
D708,255 S *	7/2014	Stevens	.....	D19/69
D741,406 S *	10/2015	Doucette	.....	D19/69
D759,754 S *	6/2016	Stevens	.....	D19/69

**Related U.S. Application Data**

- (63) Continuation of application No. 14/321,804, filed on Jul. 1, 2014, which is a continuation-in-part of application No. 29/398,142, filed on Jul. 26, 2011, now Pat. No. Des. 708,255.

- (51) **LOC (10) Cl.** ..... **19-02**
- (52) **U.S. Cl.**  
USPC ..... **D19/69**
- (58) **Field of Classification Search**  
USPC ..... D10/71; D19/69; D24/189; D5/99;  
33/494, 758, 562, 759; 101/288;  
206/390; 40/638, 641; 428/43; D7/585;  
D20/22, 42; D13/182  
CPC ..... C08F 220/18  
See application file for complete search history.

(56) **References Cited**

**U.S. PATENT DOCUMENTS**

- D421,528 S \* 3/2000 Shakora ..... D5/46
- 6,444,307 B1 \* 9/2002 Tuoriniemi ..... B05B 15/0456  
118/504

\* cited by examiner

*Primary Examiner* — Austin Murphy

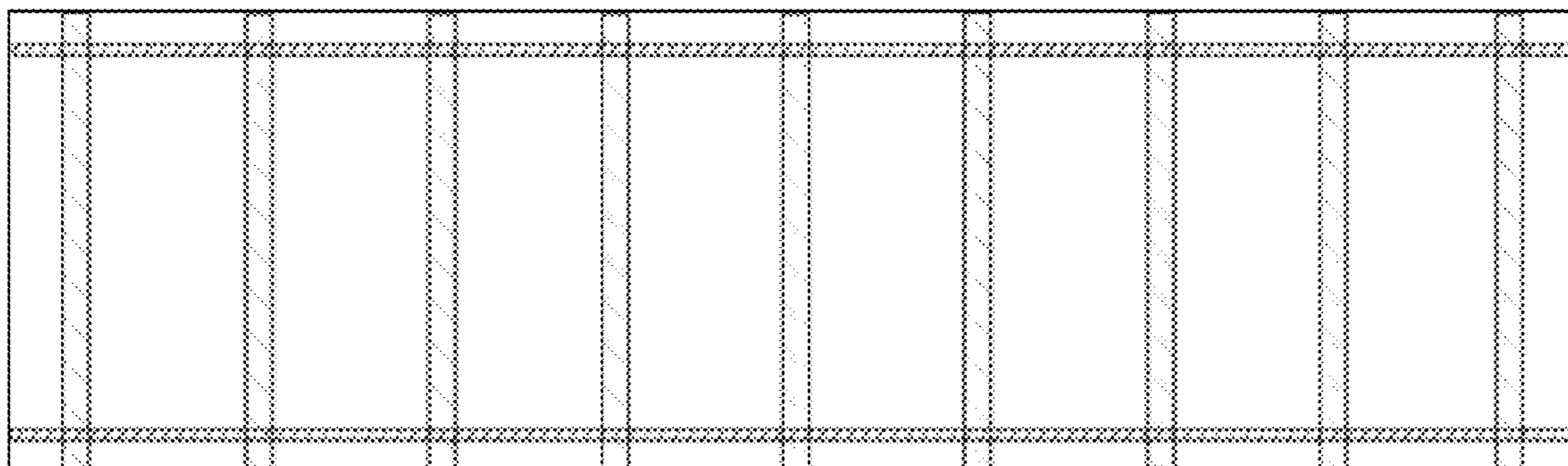
(57) **CLAIM**

The ornamental design for an adhesive tape, as shown and described.

**DESCRIPTION**

FIG. 1 is a front view of an embodiment of a section of an adhesive tape showing the claimed design;  
FIG. 2 is a back view thereof;  
FIG. 3 is a top view thereof, which is a mirror image to a bottom view; and,  
FIG. 4 is a right side view thereof, which is a mirror image to a left side view.

**1 Claim, 2 Drawing Sheets**






FIG. 1



FIG. 2




FIG. 3



FIG. 4