



US00D772973S

(12) **United States Design Patent**  
**Williams**

(10) **Patent No.:** **US D772,973 S**  
(45) **Date of Patent:** **\*\* Nov. 29, 2016**

- (54) **EYEWEAR**
- (71) Applicant: **FGX International, Inc.**, Smithfield, RI (US)
- (72) Inventor: **Roy K. Williams**, Vancouver (CA)
- (73) Assignee: **FGX International, Inc.**, Smithfield, RI (US)
- (\*\*) Term: **15 Years**
- (21) Appl. No.: **29/538,473**
- (22) Filed: **Sep. 3, 2015**
- (51) **LOC (10) Cl.** ..... **16-06**
- (52) **U.S. Cl.**  
USPC ..... **D16/315**
- (58) **Field of Classification Search**  
USPC ..... D16/101, 300-342, 900; D29/109-110; 351/41, 44, 51-52, 62, 158, 92, 351/103-123, 140-153, 63, 59, 45-48; 2/426-432, 447-449, 441, 434-437, 2/440, 442, 13, 15; D21/483, 659-661; D14/372; D8/356  
CPC ..... G02C 2200/08; G02C 1/06; G02C 5/14; G02C 11/02; G02C 11/04; G01C 5/16; A61M 2021/0044; A63B 33/002  
See application file for complete search history.

- (56) **References Cited**  
**U.S. PATENT DOCUMENTS**  
D171,030 S \* 12/1953 Courtney ..... D16/315  
2,781,693 A \* 2/1957 Brumby ..... G02C 1/08 351/51

- 3,085,472 A \* 4/1963 Mack ..... G02C 5/005 351/107
- D202,071 S \* 8/1965 Simpson ..... D16/315
- D209,016 S \* 10/1967 Weissman ..... 351/61
- D275,574 S \* 9/1984 Feinbloom ..... D16/315
- 4,880,302 A \* 11/1989 Meillet ..... G02C 5/005 351/57
- D393,866 S \* 4/1998 Cohen ..... D16/315
- D408,432 S \* 4/1999 Jumara ..... D16/306
- D518,846 S \* 4/2006 Krefman ..... D16/315
- D722,102 S \* 2/2015 Shalar ..... D16/304
- D723,096 S \* 2/2015 Dick ..... D16/315

\* cited by examiner

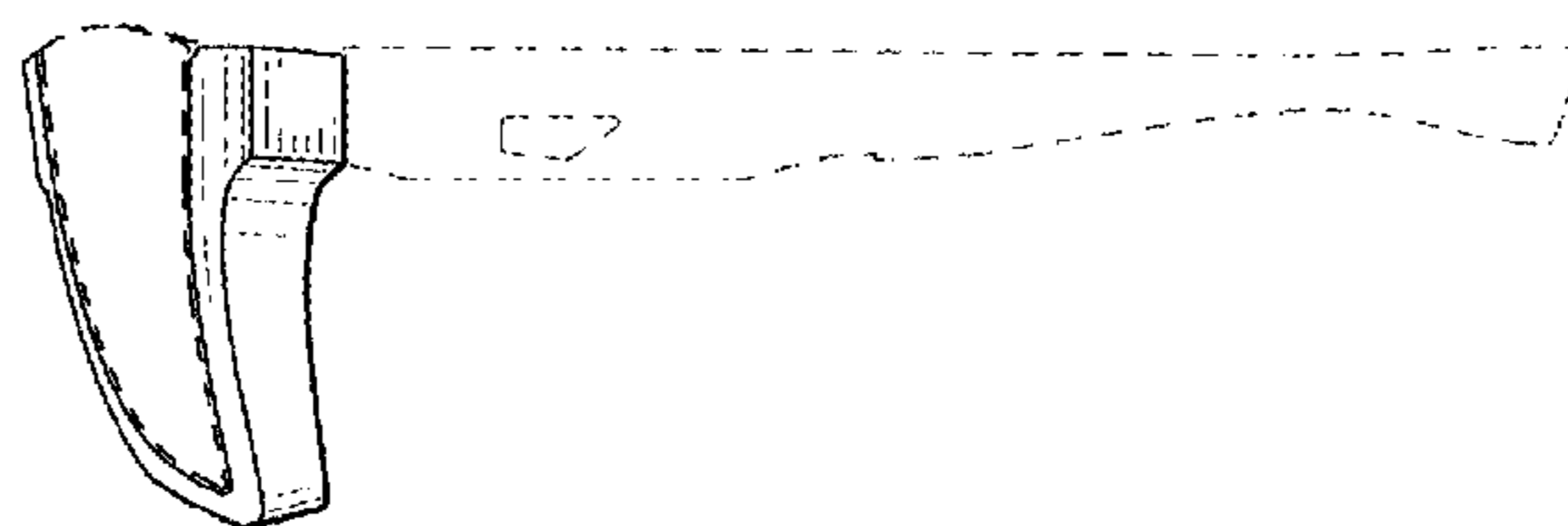
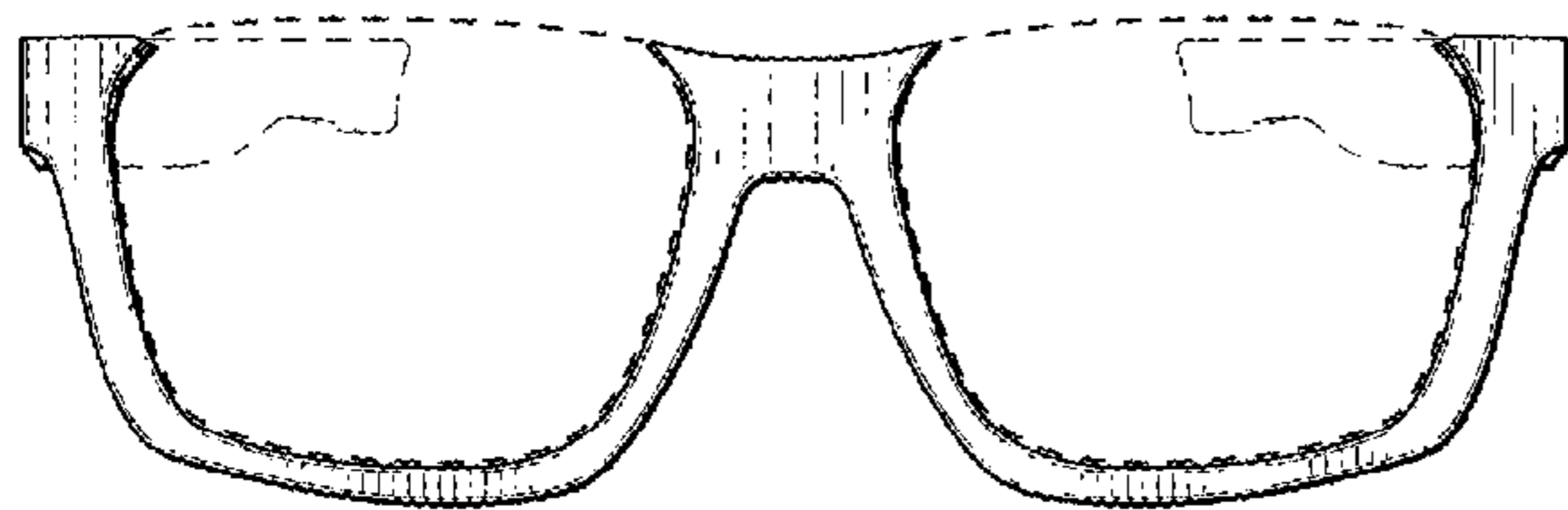
*Primary Examiner* — Raphael Barkai

(74) *Attorney, Agent, or Firm* — Locke Lord LLP; David J. Silvia

(57) **CLAIM**  
The ornamental design for eyewear, as shown and described.

**DESCRIPTION**  
FIG. 1 is a front elevation view of the eyewear of FIG. 1; FIG. 2 is a top plan view of the eyewear of FIG. 1; FIG. 3 is a right side elevation view of the eyewear of FIG. 1; FIG. 4 is a bottom view of the eyewear of FIG. 1; and, FIG. 5 is a rear elevation view of the eyewear of FIG. 1. The broken lines shown in the drawings do not form part of the claimed design.

**1 Claim, 3 Drawing Sheets**



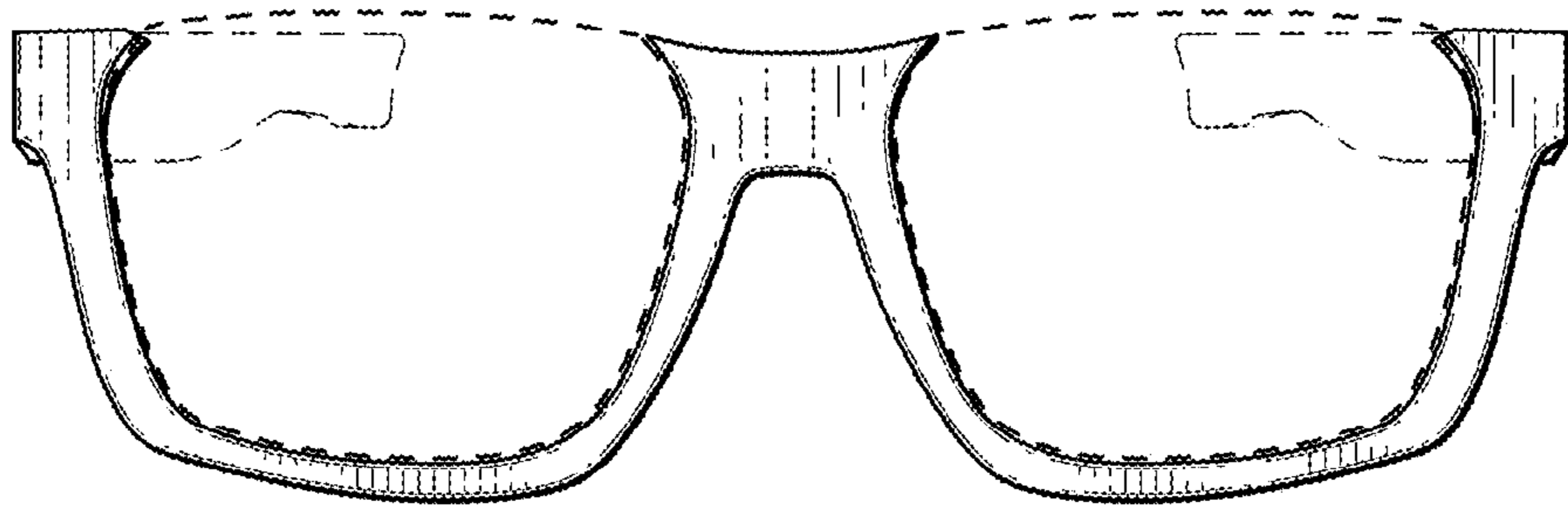


FIG. 1

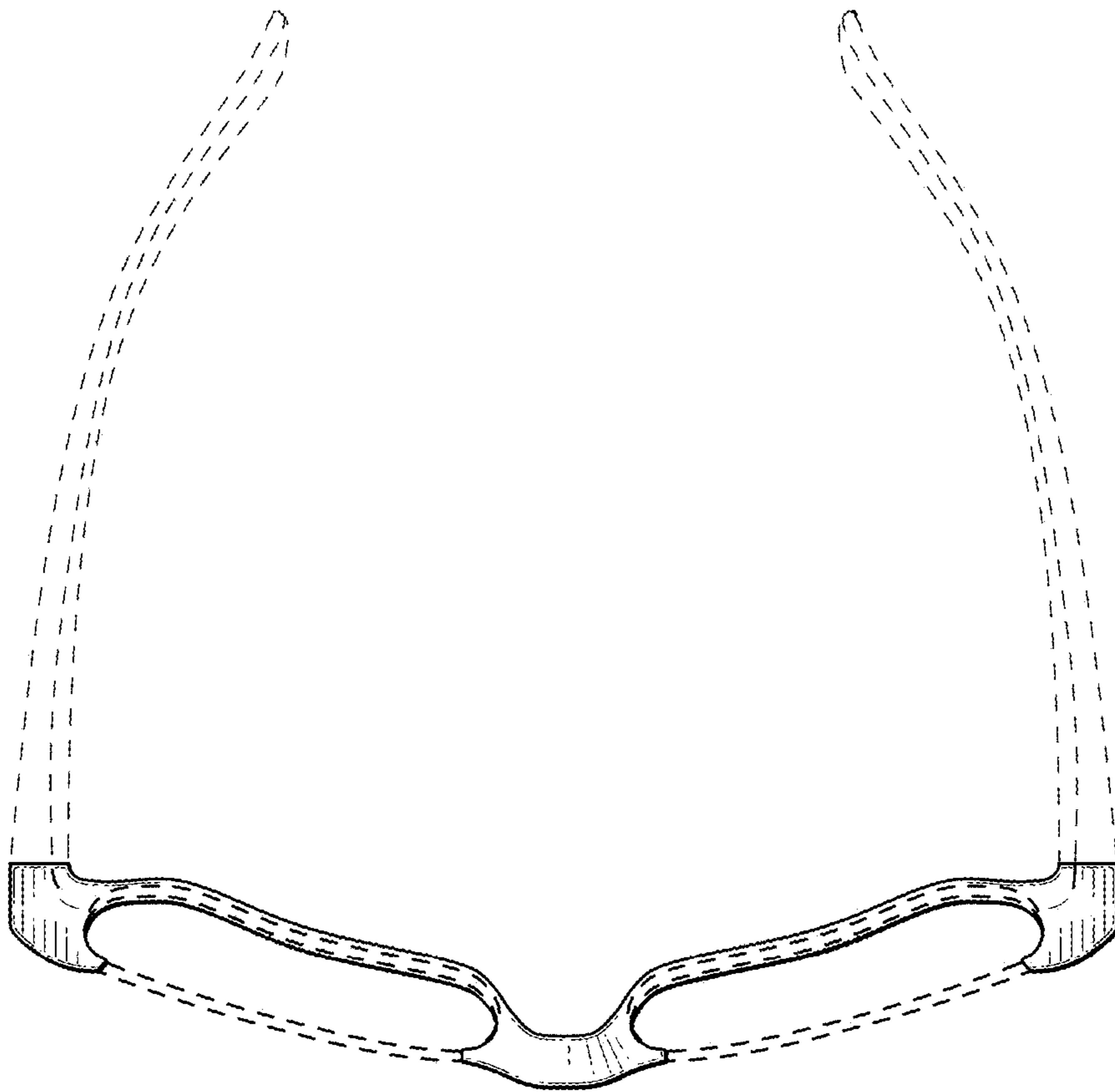


FIG. 2




FIG. 3

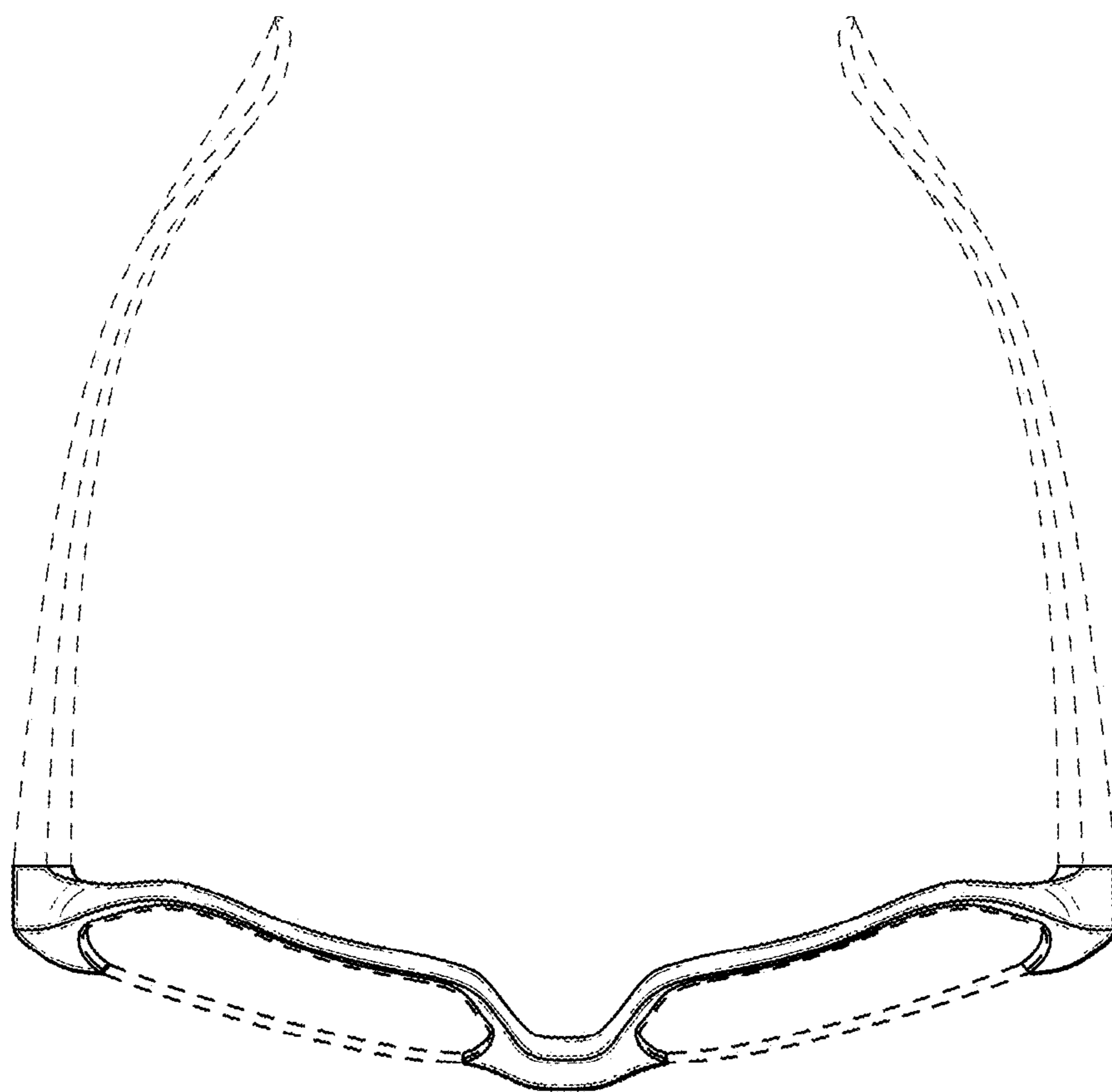


FIG. 4

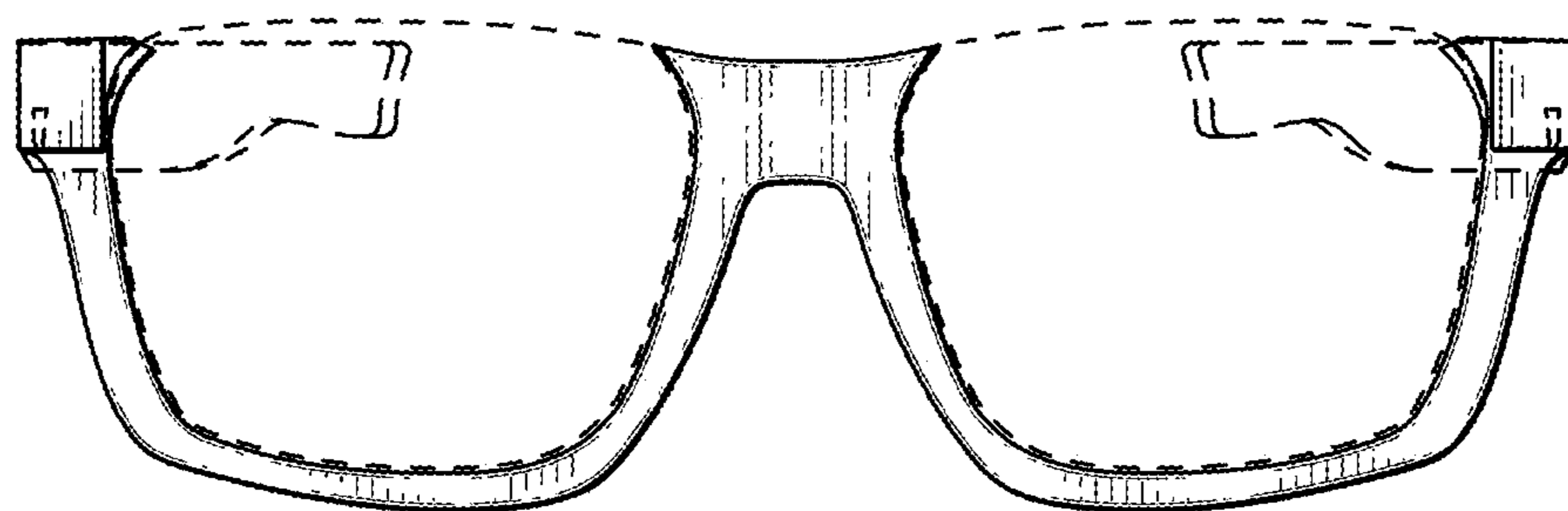


FIG. 5