



US00D772957S

(12) **United States Design Patent** (10) **Patent No.:** **US D772,957 S**
Cichy et al. (45) **Date of Patent:** **** Nov. 29, 2016**

(54) **PRODUCT CARTRIDGE FOR USE WITH A SPREADER**

(56) **References Cited**

U.S. PATENT DOCUMENTS

- (71) Applicant: **OMS INVESTMENTS, INC.**, Los Angeles, CA (US)
- (72) Inventors: **Steven J. Cichy**, Marysville, OH (US); **Brad Schultz**, Powell, OH (US); **Mark A. Ochs**, Urbana, OH (US); **Jeffrey Kalman**, Cleveland Heights, OH (US); **Craig Saunders**, Rocky River, OH (US); **John Evan Spirk**, Gates Mills, OH (US); **June O. Toscano**, Westerville, OH (US)
- (73) Assignee: **OMS Investments, Inc.**, Los Angeles, CA (US)
- (**) Term: **15 Years**
- (21) Appl. No.: **29/543,812**
- (22) Filed: **Oct. 28, 2015**

1,623,107	A *	4/1927	Goodykoontz	A01G 25/14 222/107
3,179,298	A	4/1965	Collins	
3,228,585	A *	1/1966	Fleming	B65D 75/58 206/565
3,239,107	A	3/1966	West et al.	
3,310,314	A	3/1967	Bylsma et al.	
3,463,358	A *	8/1969	Wenzler	A01C 15/02 222/105
3,856,211	A	12/1974	Williams	
4,032,074	A	6/1977	Amerine	
4,576,316	A *	3/1986	Foster	B65D 75/5894 206/484
D284,666	S	7/1986	Amerine	
D338,893	S	8/1993	Simpson	
D338,894	S	8/1993	Simpson	
D359,963	S	7/1995	Pink et al.	
D371,780	S	7/1996	Havlovitz	
5,570,814	A	11/1996	Havlovitz	
5,617,974	A	4/1997	Sawyer, Jr.	
5,638,988	A	6/1997	Rogers et al.	
D384,679	S	10/1997	Havlovitz et al.	

(Continued)

Primary Examiner — Mark Goodwin
(74) *Attorney, Agent, or Firm* — Hunton & Williams LLP

(57) **CLAIM**

We claim the ornamental design for a product cartridge for use with a spreader, as shown and described.

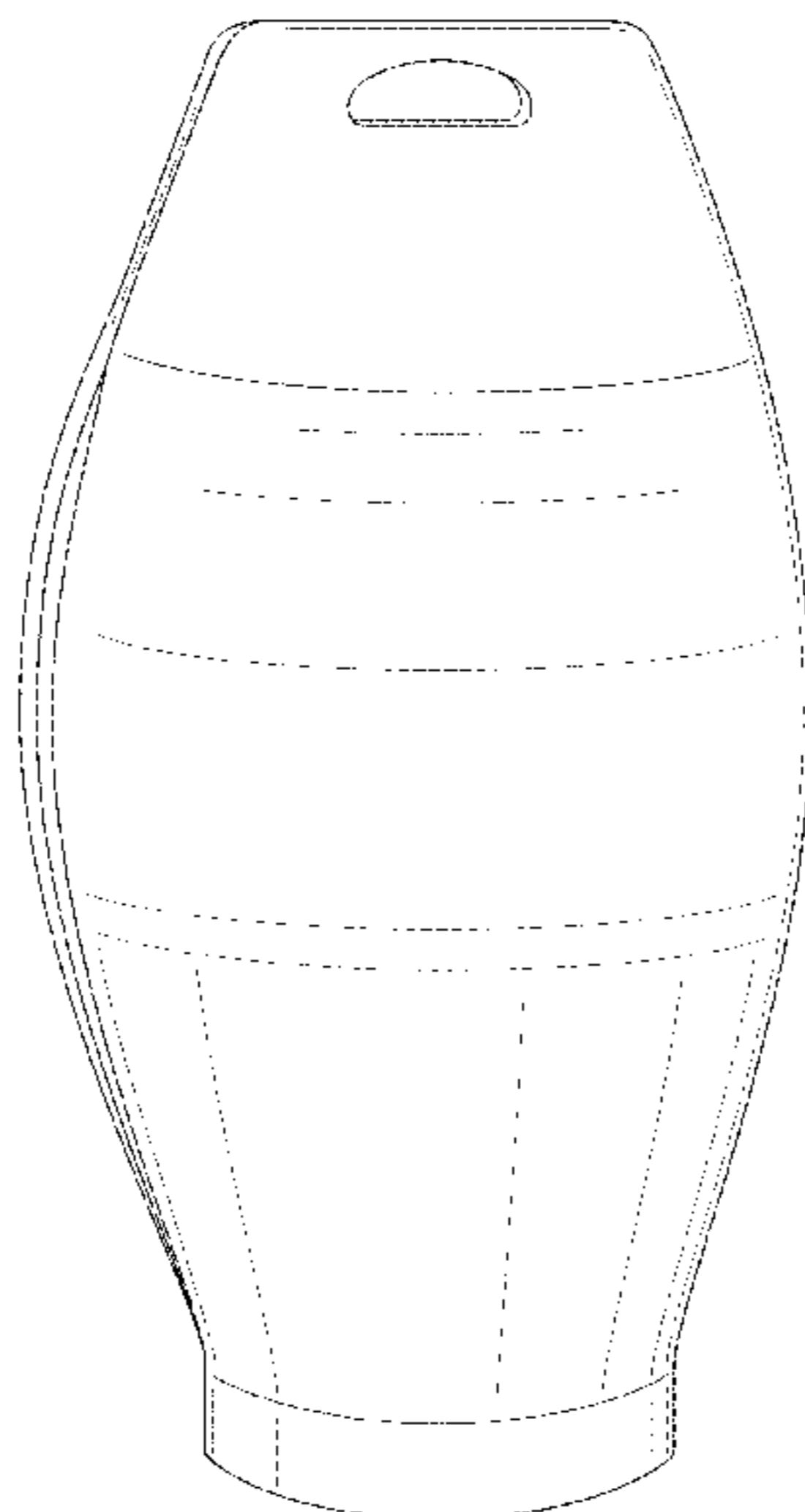
DESCRIPTION

FIG. 1 is a perspective view of a product cartridge for use with a spreader showing our new design; FIG. 2 is a front elevation view thereof; FIG. 3 is a rear elevation view thereof; FIG. 4 is a side elevation view thereof; FIG. 5 is an opposite side elevation view thereof; FIG. 6 is a top plan view thereof; and, FIG. 7 is a bottom plan view thereof. The broken lines in the drawings are included for the purpose of illustrating portions of the article and form no part of the claimed design.

Related U.S. Application Data

- (63) Continuation of application No. 29/328,299, filed on Nov. 21, 2008, now abandoned.
- (51) **LOC (10) Cl.** **15-03**
- (52) **U.S. Cl.**
USPC **D15/28**; D15/13
- (58) **Field of Classification Search**
USPC D15/10-14, 21, 17, 28; 239/650, 651, 239/666, 668, 664, 679, 681-689, 302, 327, 239/328; 222/619, 330, 486, 541.1, 624
CPC A01C 15/02; A01C 15/06; A01C 15/16; A01C 15/00; A01C 7/02; B65D 37/00; B65D 83/06; B65D 75/5894
See application file for complete search history.

1 Claim, 5 Drawing Sheets



(56)

References Cited

U.S. PATENT DOCUMENTS

5,842,648	A	12/1998	Havlovitz et al.	6,616,074	B2	9/2003	Courtney et al.
D413,903	S	9/1999	Spear	6,851,634	B2	2/2005	Woodruff et al.
D413,904	S	9/1999	Spear	D602,045	S	10/2009	Choi et al.
D414,783	S	10/1999	Spear	D602,046	S	10/2009	Choi et al.
6,499,679	B1	12/2002	Woodruff et al.	D610,590	S	2/2010	Choi et al.
6,588,685	B2	7/2003	Woodruff et al.	D610,591	S	2/2010	Choi et al.
				8,277,121	B2 *	10/2012	Bell B65D 31/10 383/120

* cited by examiner

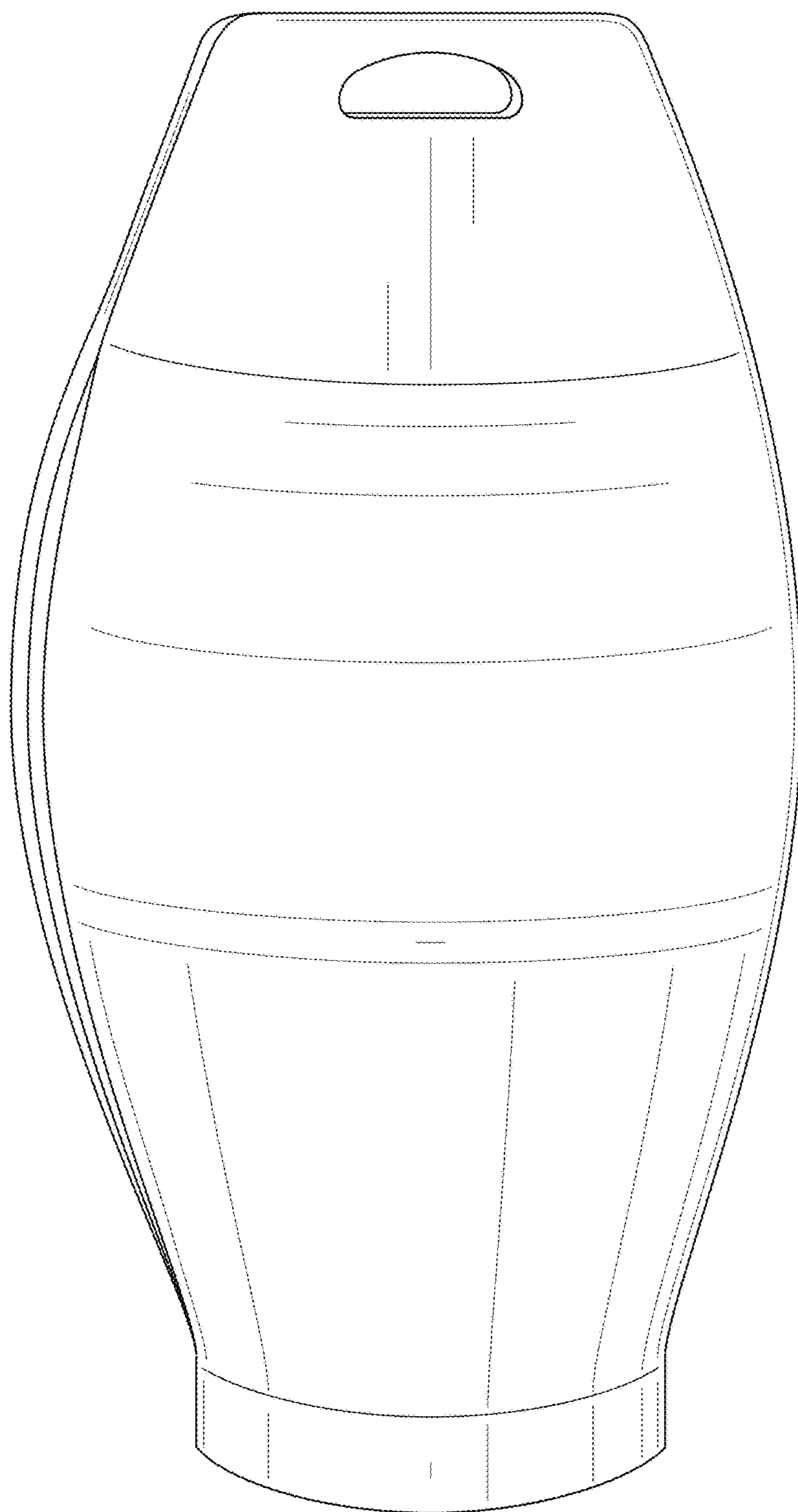


FIG. 1

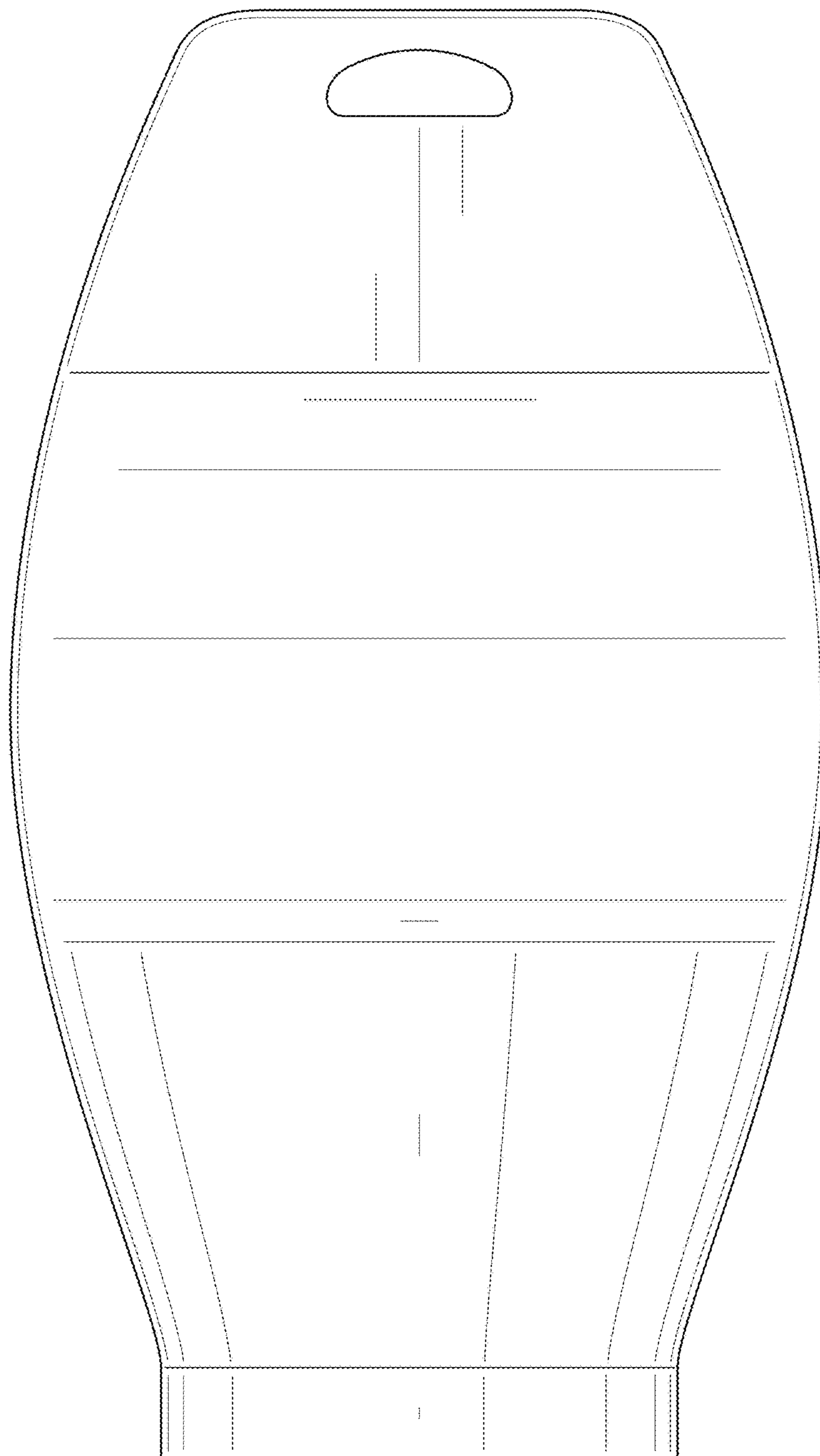


FIG. 2

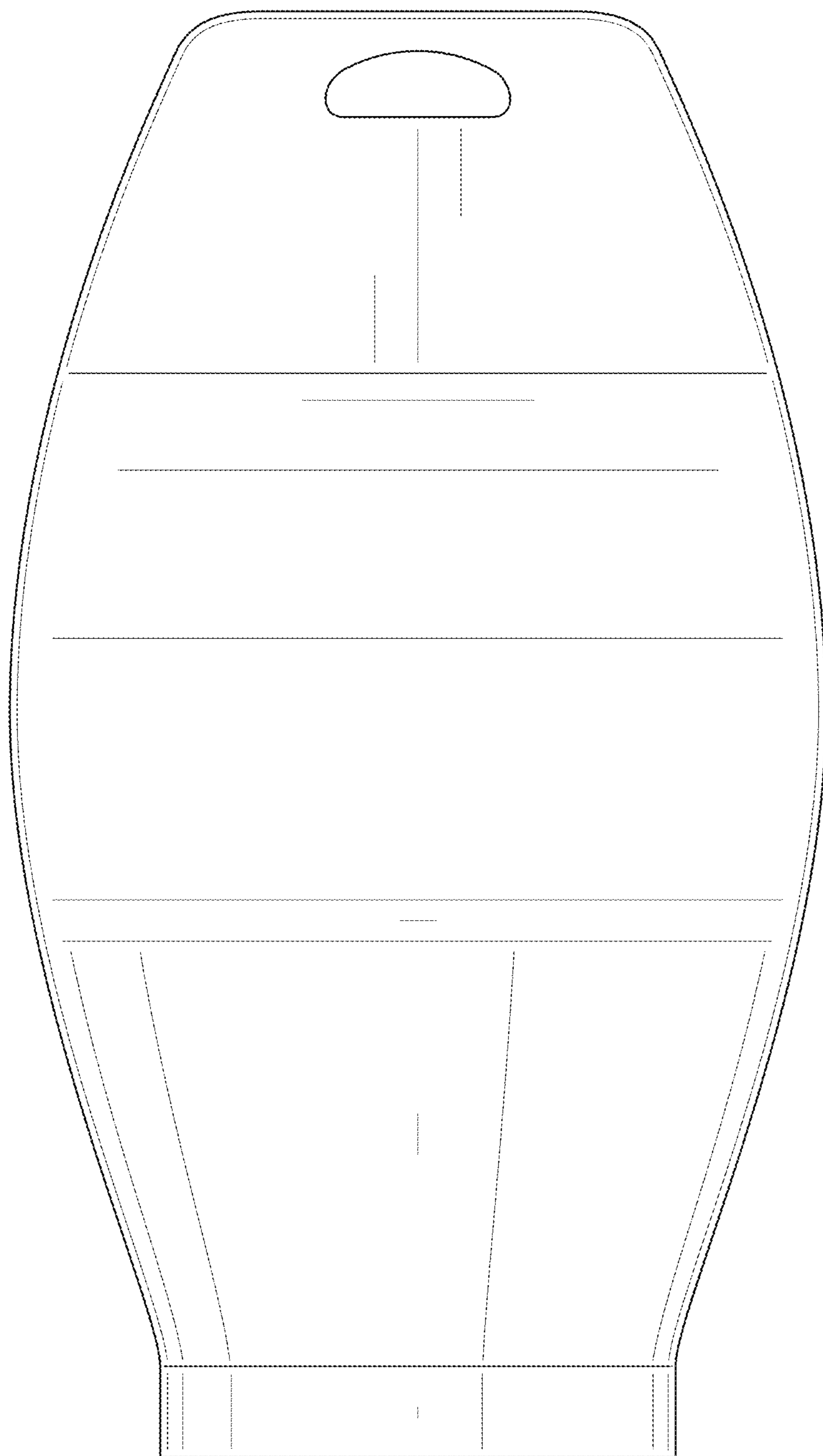


FIG. 3

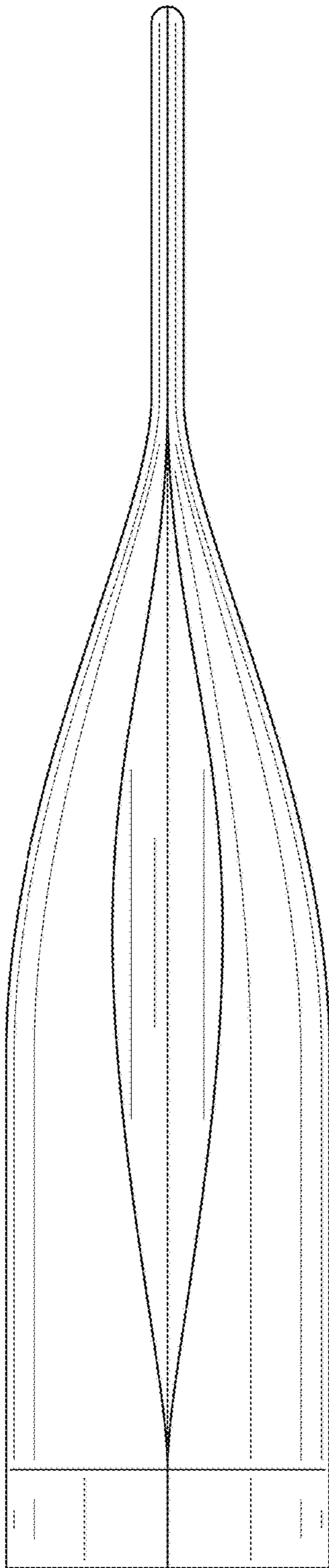


FIG. 4

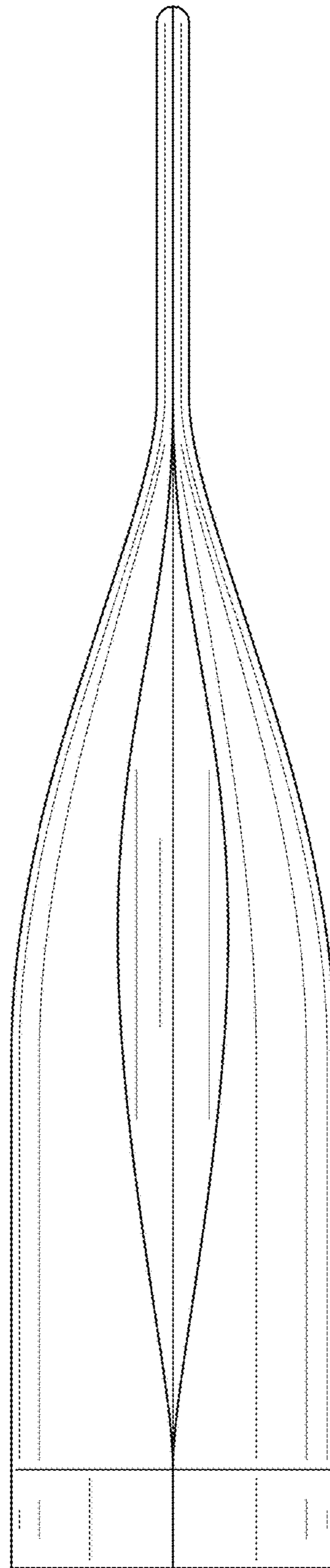


FIG. 5

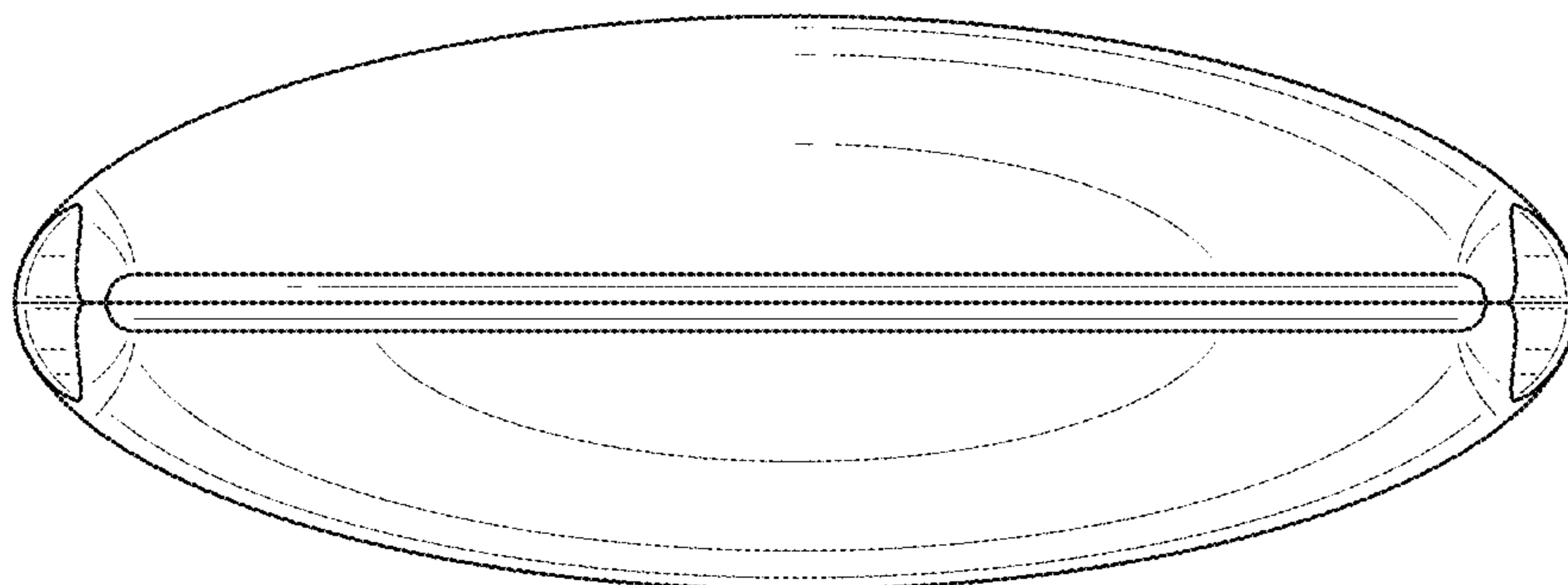


FIG. 6

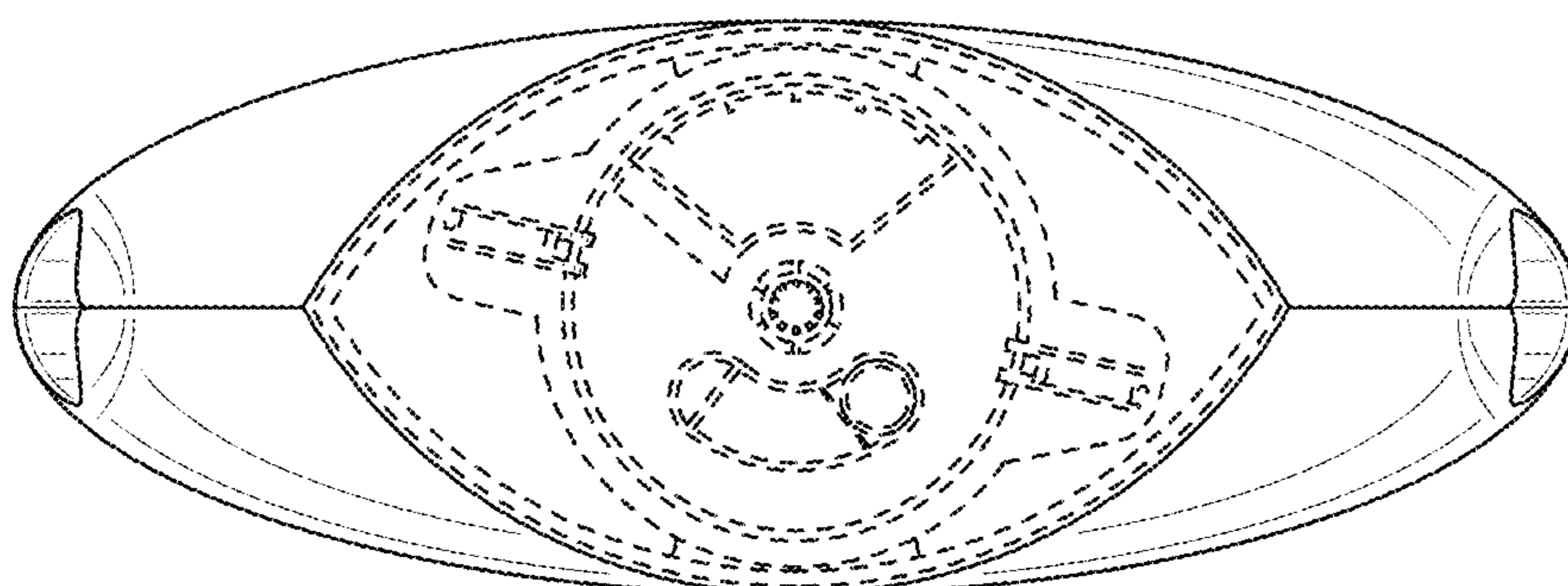


FIG. 7