

US00D772933S

(12) **United States Design Patent** (10) **Patent No.:** **US D772,933 S**  
**Andis et al.** (45) **Date of Patent:** **\*\* Nov. 29, 2016**

(54) **DISPLAY SCREEN WITH ICON**  
(71) Applicant: **Microsoft Corporation**, Redmond, WA (US)  
(72) Inventors: **Benjamin Scott Andis**, Seattle, WA (US); **Spencer Israel Antonin Hurd**, Seattle, WA (US); **Daniel Martin Varon**, Seattle, WA (US); **Joseph Harold Pitt**, Seattle, WA (US); **Ryan James Vulk**, Seattle, WA (US); **Raymond Alexander Malkiewicz**, Seattle, WA (US)

D667,446 S \* 9/2012 Phelan ..... D14/492  
D683,752 S \* 6/2013 Carpenter ..... D14/489  
D684,185 S \* 6/2013 van Dongen ..... D14/489  
D686,241 S \* 7/2013 Steele ..... D14/489  
D687,063 S \* 7/2013 Myung ..... D14/489  
D700,207 S \* 2/2014 Pearson ..... D14/488  
D754,735 S \* 4/2016 Yun ..... D14/491

(73) Assignee: **Microsoft Corporation**, Redmond, WA (US)

(\*\*) Term: **15 Years**

(21) Appl. No.: **29/534,191**

(22) Filed: **Jul. 27, 2015**

(51) **LOC (10) Cl.** ..... **14-04**

(52) **U.S. Cl.**  
USPC ..... **D14/490**

(58) **Field of Classification Search**  
USPC ..... D14/485–495  
CPC .. G06F 3/048; G06F 3/0481; G06F 3/04812;  
G06F 3/04815; G06F 3/04817; G06F 3/0482;  
G06F 3/0483; G06F 3/0484; G06F 3/04842;  
G06F 3/04845; G06F 3/04847; G06F 3/0485;  
G06F 3/04855; G06F 3/0486; G06F 3/0487;  
G06F 3/0488; G06F 3/04883; G06F 3/04886;  
H04N 1/00424  
See application file for complete search history.

(56) **References Cited**

**U.S. PATENT DOCUMENTS**

D642,588 S \* 8/2011 Anzures ..... D14/486  
D644,242 S \* 8/2011 Matas ..... D14/489

**OTHER PUBLICATIONS**

“CD 2 icon” Oct. 16, 2014 <http://www.iconarchive.com/show/outlineiconsbyiconsmind/CD2icon.html>.\*

“Music Record Icon” Jul. 23, 2014 <http://www.iconarchive.com/show/ios7iconsbyicons8/MusicMusicRecordicon.html>.\*

\* cited by examiner

*Primary Examiner* — Melanie H Tung

*Assistant Examiner* — Bao-Yen Nguyen

(74) *Attorney, Agent, or Firm* — Banner & Witcoff, Ltd.

(57) **CLAIM**

The ornamental design for a display screen with icon, as shown and described.

**DESCRIPTION**


FIG. 1 is a front view of a display screen with icon showing the new design;

FIG. 2 is a front view of a display screen with icon showing an alternative embodiment of the new design; and,

FIG. 3 is a front view of the display screen with icon of FIG. 1, showing the icon in smaller scale on a display screen.

The broken line showing the display screen forms no part of the claimed design. The dot-dash broken line in FIG. 3 forms no part of the claimed design.

**1 Claim, 3 Drawing Sheets**






FIG. 1




FIG. 2

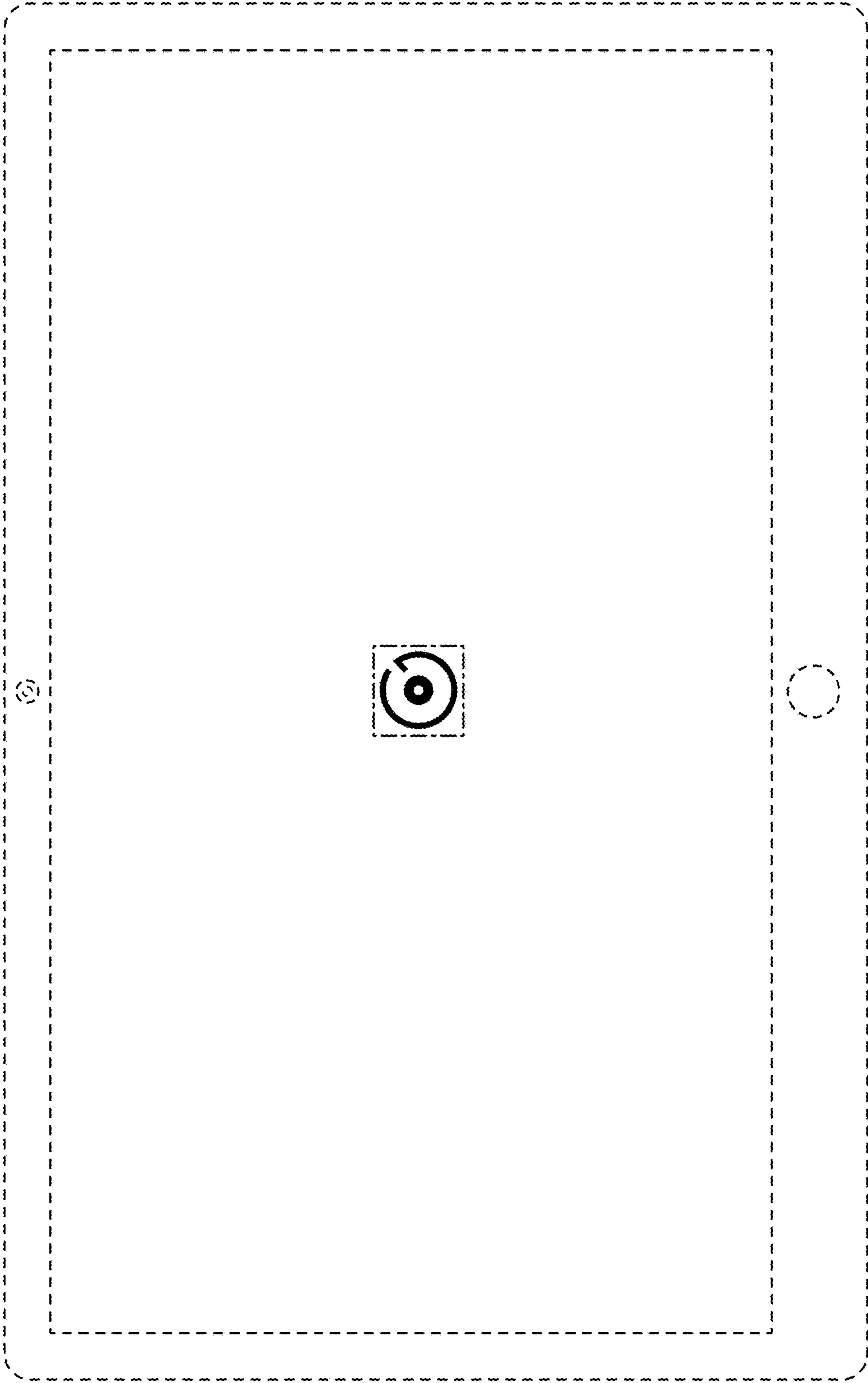


FIG. 3