



US00D772931S

(12) **United States Design Patent** (10) **Patent No.:** **US D772,931 S**
Vulk et al. (45) **Date of Patent:** **** Nov. 29, 2016**

(54) **DISPLAY SCREEN WITH ICON**
(71) Applicant: **Microsoft Corporation**, Redmond, WA (US)
(72) Inventors: **Ryan James Vulk**, Seattle, WA (US); **Raymond Alexander Malkiewicz**, Seattle, WA (US)
(73) Assignee: **Microsoft Corporation**, Redmond, WA (US)

D682,880 S * 5/2013 Koehn D14/491
D687,062 S * 7/2013 Gardner D14/489
D689,089 S * 9/2013 Impas D14/489
D689,091 S * 9/2013 Impas D14/489
D691,632 S * 10/2013 Impas D14/489
D693,365 S * 11/2013 Gardner D14/489
D702,257 S * 4/2014 Wantland D14/489
D729,844 S * 5/2015 Lee D14/493
D739,436 S * 9/2015 Kadosh D14/492
D753,716 S * 4/2016 Torres D14/491
2008/0229226 A1* 9/2008 Rowbottom H05B 37/0245
715/771

(**) Term: **15 Years**

(21) Appl. No.: **29/534,189**

(22) Filed: **Jul. 27, 2015**

(51) **LOC (10) Cl.** **14-04**

(52) **U.S. Cl.**
USPC **D14/489**

(58) **Field of Classification Search**
USPC D14/485-495
CPC .. G06F 3/048; G06F 3/0481; G06F 3/04812;
G06F 3/04815; G06F 3/04817; G06F 3/0482;
G06F 3/0483; G06F 3/0484; G06F 3/04842;
G06F 3/04845; G06F 3/04847; G06F 3/0485;
G06F 3/04855; G06F 3/0486; G06F 3/0487;
G06F 3/0488; G06F 3/04883; G06F 3/04886;
H04N 1/00424

See application file for complete search history.

(56) **References Cited**

U.S. PATENT DOCUMENTS

D650,793 S * 12/2011 Impas D14/489
D650,800 S * 12/2011 Impas D14/493
D651,612 S * 1/2012 Impas D14/489
D651,615 S * 1/2012 Koehn D14/493
D665,423 S * 8/2012 Impas D14/493
D681,661 S * 5/2013 Koehn D14/488
D682,311 S * 5/2013 Voreis D14/489

OTHER PUBLICATIONS

“Maps and Locations” <https://www.iconfinder.com/iconsets/maps-locations-2> Aug. 20, 2016.*

“Database and Server vol. 1” <https://www.iconfinder.com/iconsets/database-and-server-vol-1-2> May 5, 2015.*

* cited by examiner

Primary Examiner — Melanie H Tung

Assistant Examiner — Bao-Yen Nguyen

(74) *Attorney, Agent, or Firm* — Banner & Witcoff, Ltd.

(57) **CLAIM**

The ornamental design for a display screen with icon, as shown and described.

DESCRIPTION


FIG. 1 is a front view of a display screen with icon showing the new design;

FIG. 2 is a front view of a display screen with icon showing an alternative embodiment of the new design; and,

FIG. 3 is a front view of the display screen with icon of FIG. 1, showing the icon in smaller scale on a display screen.

The broken line showing the display screen forms no part of the claimed design. The dot-dash broken line in FIG. 3 forms no part of the claimed design.

1 Claim, 3 Drawing Sheets






FIG. 1




FIG. 2

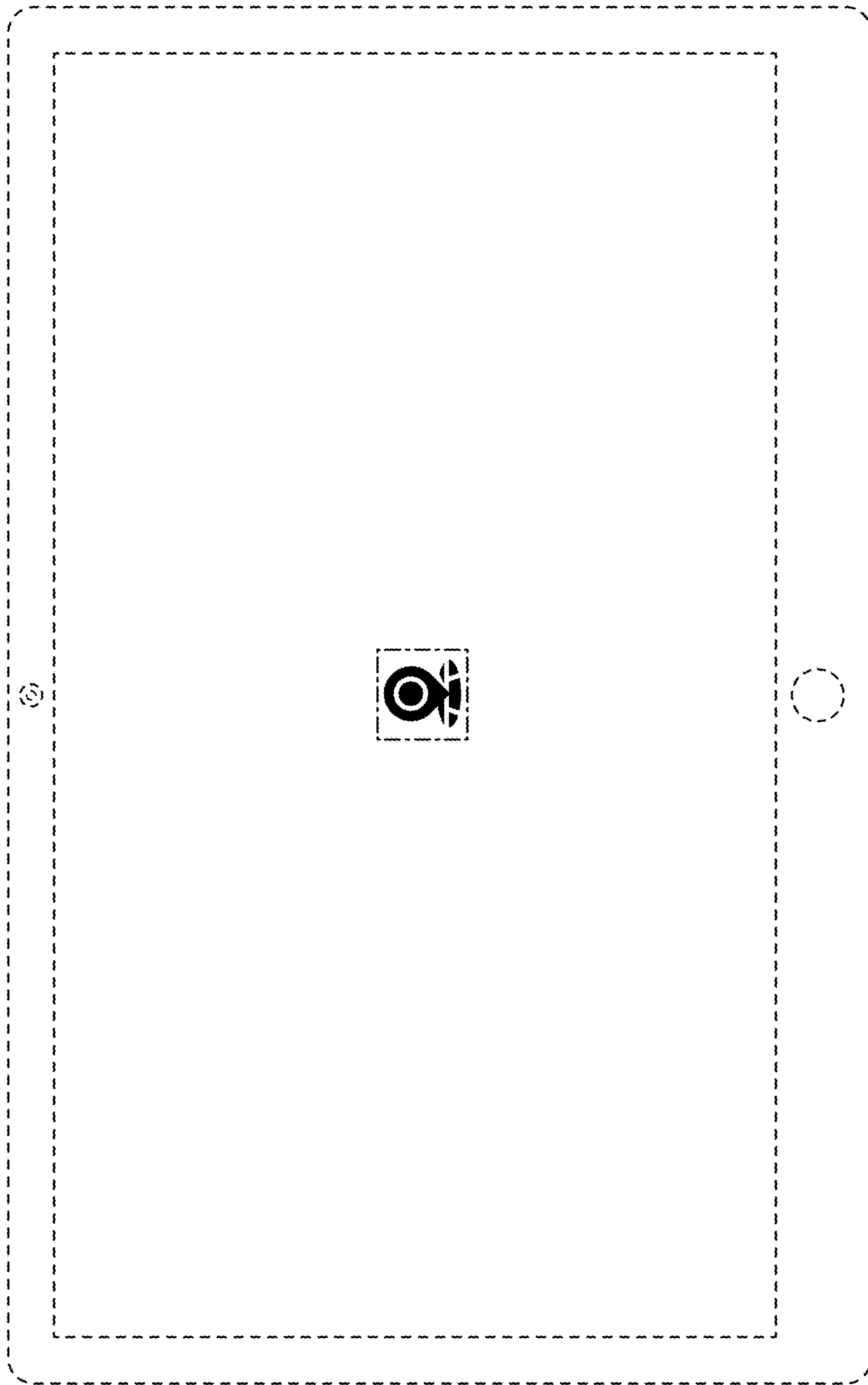


FIG. 3