



US00D772856S

(12) **United States Design Patent**
Taylor et al.

(10) **Patent No.:** **US D772,856 S**

(45) **Date of Patent:** **** Nov. 29, 2016**

(54) **CASE**

(71) Applicant: **Thule Organization solutions Inc.**,
Nilwot, CO (US)

(72) Inventors: **Rebecca Taylor**, Longmont, CO (US);
Dawson Westenskow, Longmont, CO
(US); **John Morici**, Wauconda, IL (US)

(73) Assignee: **Thule Organization Solutions Inc.**,
Niwot, CO (US)

(**) Term: **15 Years**

(21) Appl. No.: **29/535,019**

(22) Filed: **Aug. 3, 2015**

(51) **LOC (10) Cl.** **14-03**

(52) **U.S. Cl.**
USPC **D14/250**

(58) **Field of Classification Search**
USPC D14/250, 341-347, 130, 138 C, 138 G,
D14/138 R, 138 AA, 147, 203.1, 203.3,
D14/203.7, 204.4, 218, 248
CPC .. A45C 1/06; A45C 11/00; A45C 2011/002;
A45F 2200/0525; A45F 2200/0516; A45F
5/02; G06F 1/165; G06F 1/1613; G06F
1/1624; G06F 1/1626; G06F 3/0485; G06F
3/0488; G06F 1/1632; G06F 1/1607; G06F
1/1628; H04B 1/3888; H04B 1/00; H04B
1/3883; H04M 1/0202; H04M 1/0283;
H04M 10/46; H04M 1/185; H04M 1/00;
H04M 1/0214; H04M 1/035; H04M 1/04;
H05K 5/0217; H05K 5/03; H05K 7/00;
H05K 5/0086; B29C 45/1676; H02J 7/00;
H04Q 7/32; H01M 2/1022; B65D 85/00;
B65D 19/00; G03B 17/02

See application file for complete search history.

(56) **References Cited**

U.S. PATENT DOCUMENTS

D606,311 S * 12/2009 Lown D3/303
D632,288 S * 2/2011 Fahrendorff D14/250

D649,144 S * 11/2011 Fathollahi D14/250
D682,816 S * 5/2013 Fathollahi D14/250
8,443,971 B1 * 5/2013 Green A45C 11/00
206/320
D703,656 S * 4/2014 Witter D14/250
D715,785 S * 10/2014 Jacob D14/250
D720,735 S * 1/2015 Turocy D14/250
D722,309 S * 2/2015 Green D14/250
D729,786 S * 5/2015 Lee D14/250
D730,340 S * 5/2015 Akana D14/250
2013/0118932 A1 * 5/2013 Green A45C 11/00
206/320

OTHER PUBLICATIONS

U.S. Appl. No. 29/469,112, filed Oct. 7, 2013.
U.S. Appl. No. 29/529,910, filed Jun. 11, 2015.

* cited by examiner

Primary Examiner — Freda S Nunn
(74) *Attorney, Agent, or Firm* — Sterne, Kessler,
Goldstein & Fox P.L.L.C.

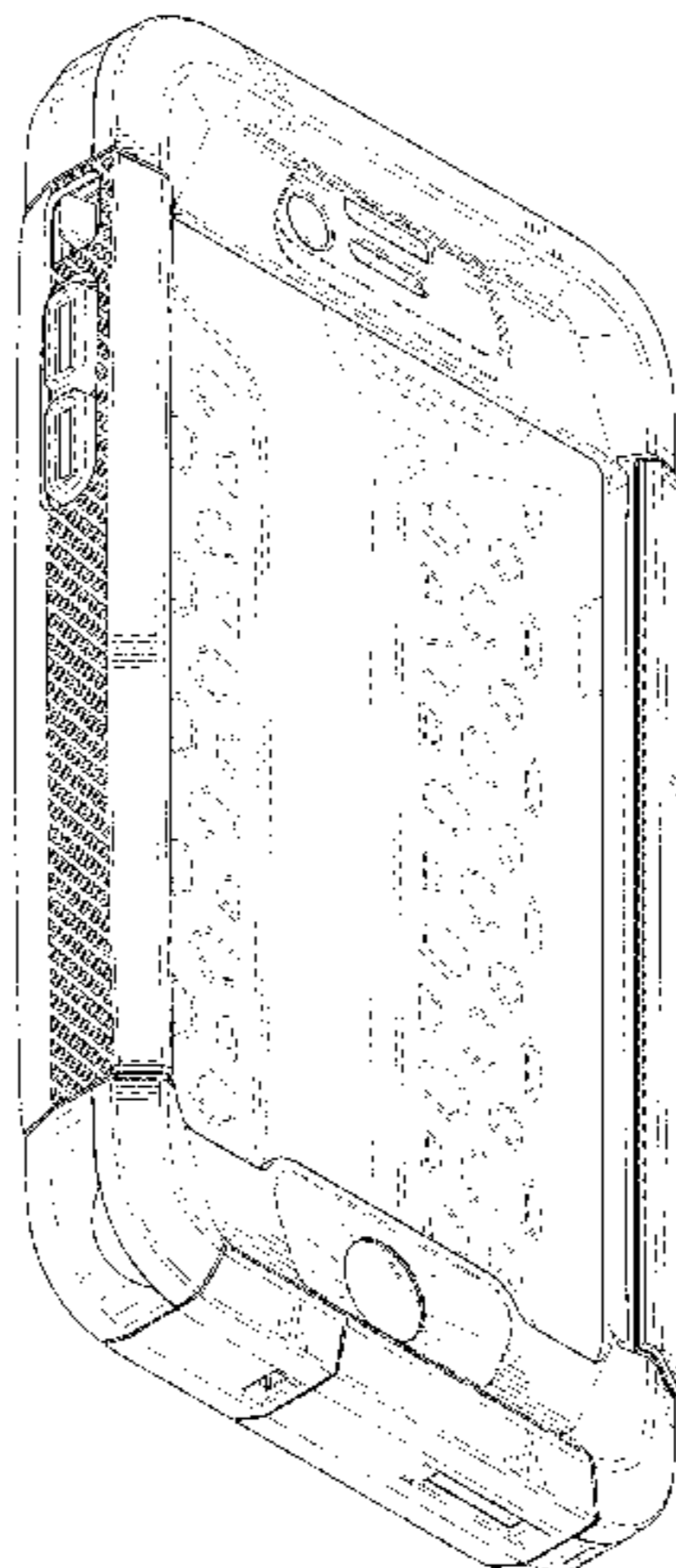
(57) **CLAIM**

The ornamental design for a case, as shown and described.

DESCRIPTION

FIG. 1 is a bottom front perspective view of a case showing our new design;
FIG. 2 is a front view thereof;
FIG. 3 is a rear view thereof;
FIG. 4 is a left side view thereof;
FIG. 5 is a right side view thereof;
FIG. 6 is a bottom view thereof; and,
FIG. 7 is a top view thereof.
The broken lines in the Figures show portions of the case that form no part of the claimed design.

1 Claim, 5 Drawing Sheets



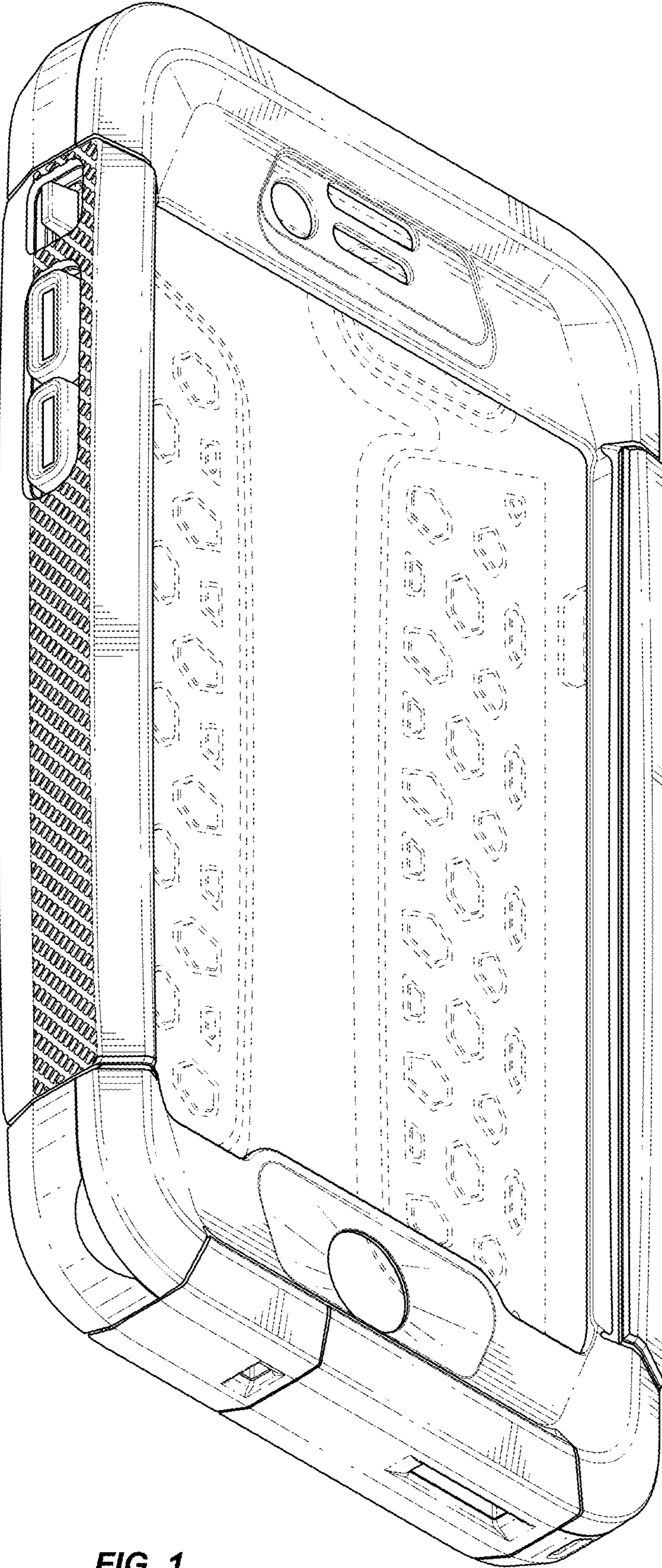


FIG. 1




FIG. 2

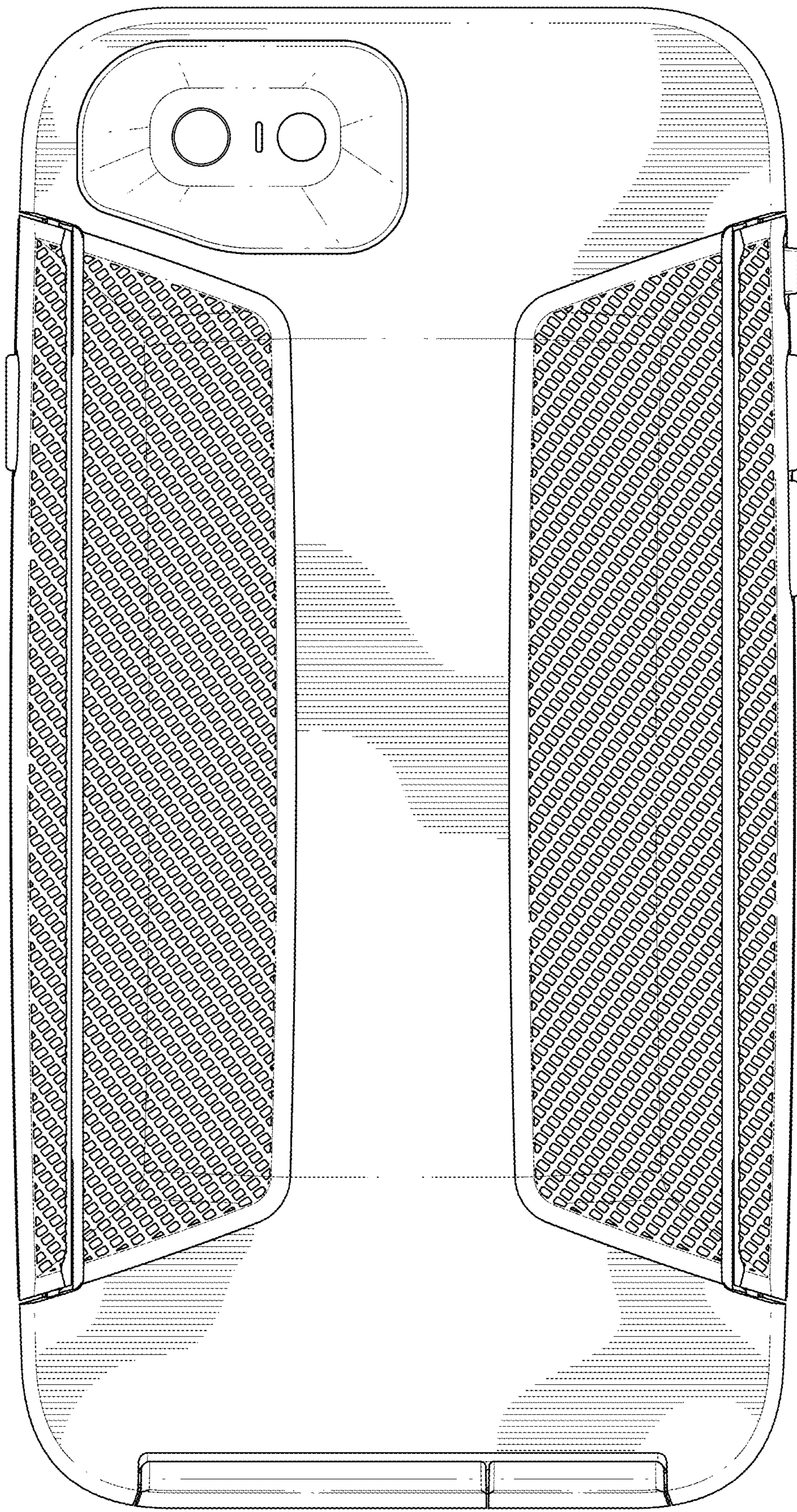


FIG. 3




FIG. 4

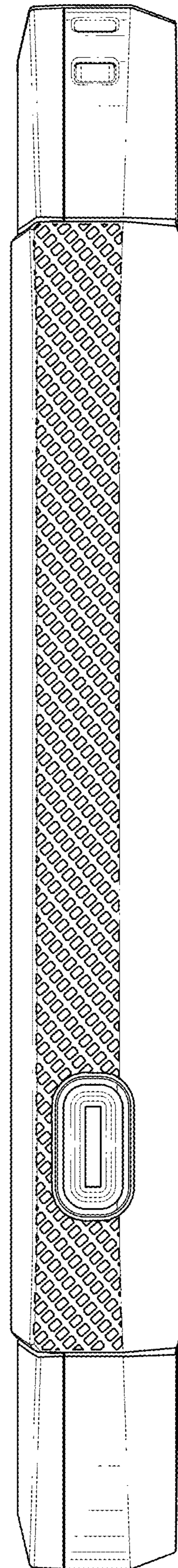


FIG. 5

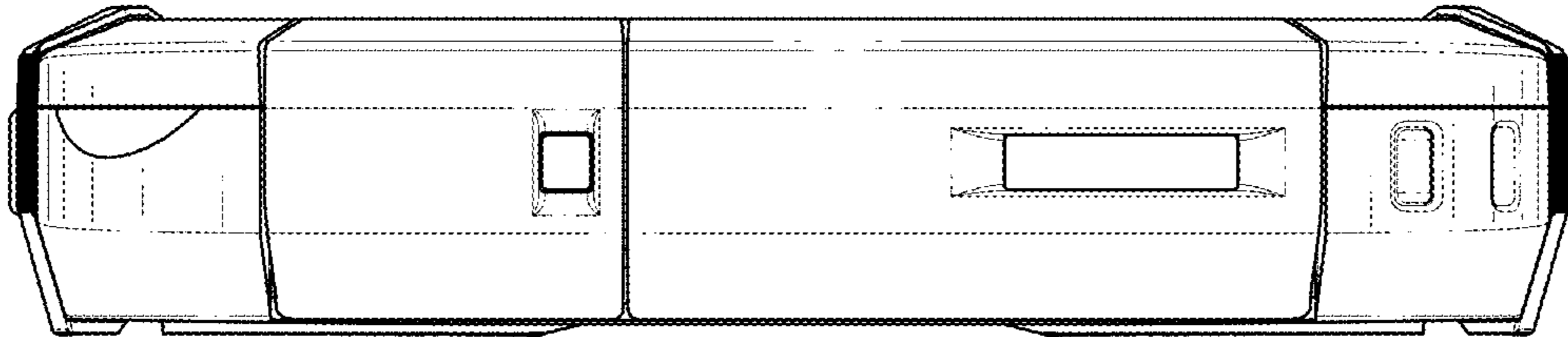


FIG. 6

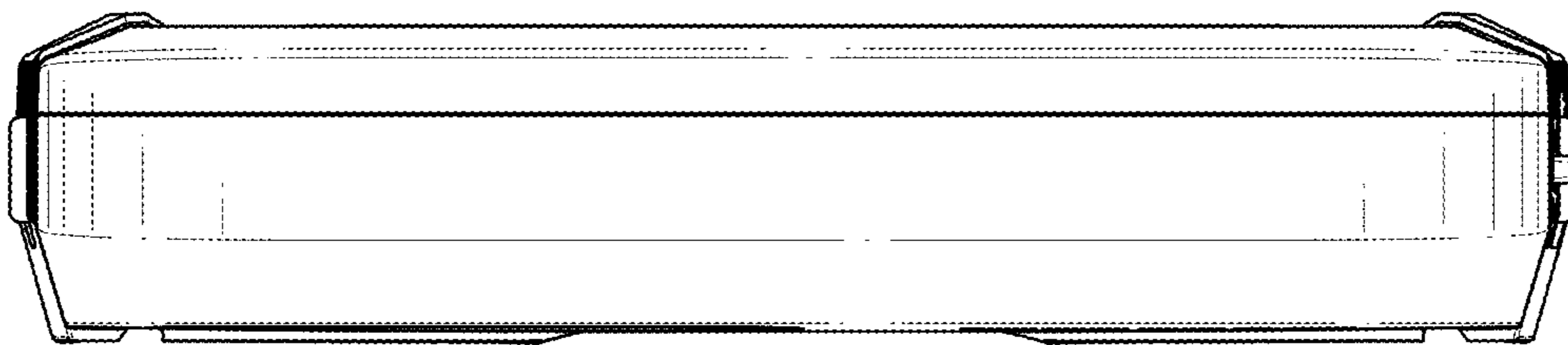


FIG. 7