



US00D772828S

(12) **United States Design Patent** (10) **Patent No.:** **US D772,828 S**
Kusumoto et al. (45) **Date of Patent:** **** Nov. 29, 2016**

(54) **IMAGE DISPLAY APPARATUS**
(71) Applicant: **Sharp Kabushiki Kaisha**, Osaka-shi,
Osaka (JP)
(72) Inventors: **Toshiharu Kusumoto**, Osaka (JP);
Tomokazu Miyazawa, Osaka (JP);
Kazuhito Maruyama, Osaka (JP);
Yoshihisa Takata, Osaka (JP)
(73) Assignee: **Sharp Kabushiki Kaisha**, Osaka (JP)

6,322,258 B1 * 11/2001 Ryan G08B 13/196
396/427
D460,952 S * 7/2002 Kataoka D14/126
D461,786 S * 8/2002 Maruyama D14/126
D469,744 S * 2/2003 Lam D14/126
D475,048 S * 5/2003 Wu D14/374
D533,152 S * 12/2006 Nakata D14/126
D593,975 S * 6/2009 Yokota D14/126
D603,441 S * 11/2009 Wada D16/203
D628,171 S * 11/2010 Hakopian D14/126
D661,673 S * 6/2012 Chiu D14/126

(Continued)

(**) Term: **15 Years**

FOREIGN PATENT DOCUMENTS

(21) Appl. No.: **29/538,992**

EM 0003224666-0001 6/2005
JP 64-38067 U 3/1989

(22) Filed: **Sep. 10, 2015**

(Continued)

(30) **Foreign Application Priority Data**

OTHER PUBLICATIONS

Mar. 12, 2015 (JP) 2015-005397

English translation of Bibliographic data of the publications listed above (64-38067, H4-343, 0003224666-0001 and D1124278).

(51) **LOC (10) Cl.** **14-03**

(52) **U.S. Cl.**
USPC **D14/126**

Primary Examiner — Raphael Barkai
(74) *Attorney, Agent, or Firm* — Nixon & Vanderhye P.C.

(58) **Field of Classification Search**
USPC D14/125-134, 239, 371, 136, 374-377,
D14/440, 450, 448, 336, 342, 159; 312/7.2;
348/836, 838, 180, 184, 325, 739;
248/917-924, 465; 345/104, 133, 156,
345/168, 87, 173; D21/329, 515, 577, 622,
D21/333, 433, 448, 452, 450, 331, 505;
D10/15, 26; 446/484, 175, 356;
D6/477, 479, 300; D20/10, 19, 39;
D16/203
CPC . G06F 1/1601; G06F 1/1643; H05K 5/0004;
H05K 5/0017; H05K 5/02; H05K 5/0217;
H04N 13/0459
See application file for complete search history.

(57) **CLAIM**
The ornamental design for an image display apparatus, as shown and described.

DESCRIPTION

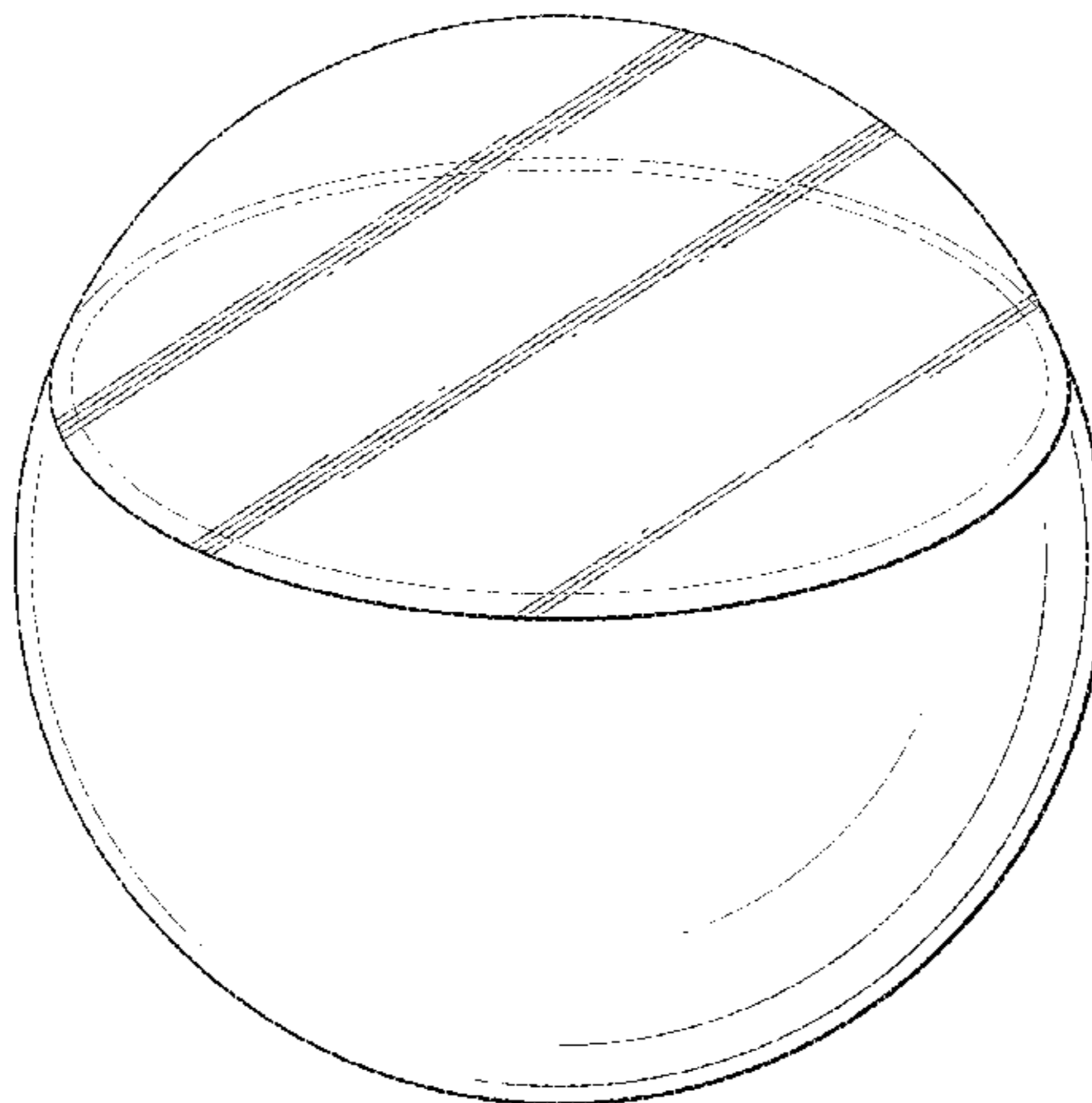
FIG. 1 is a front perspective view of an image display apparatus in accordance with our new design in which a display screen is shown as a flat display surface;
FIG. 2 is a front elevation view thereof;
FIG. 3 is a back elevation view thereof;
FIG. 4 is a top plan view thereof;
FIG. 5 is a bottom plan view thereof;
FIG. 6 is a right side elevation view thereof; and,
FIG. 7 is a left side elevation view thereof.

(56) **References Cited**

U.S. PATENT DOCUMENTS

D209,710 S * 12/1967 Bruce D14/133
D395,715 S * 6/1998 Queen D16/203

1 Claim, 5 Drawing Sheets



(56)

References Cited

D745,910 S * 12/2015 Hollinger D16/203
D753,752 S * 4/2016 Ahman D16/203

U.S. PATENT DOCUMENTS

D705,844 S * 5/2014 Bart D16/203
D729,186 S * 5/2015 Kim D14/126
D731,579 S * 6/2015 Bart D16/203
D733,690 S * 7/2015 Zukowski D14/228
D736,453 S * 8/2015 Motzkin D26/128

FOREIGN PATENT DOCUMENTS

JP H4-343 S 12/1993
JP D1124278 10/2001

* cited by examiner

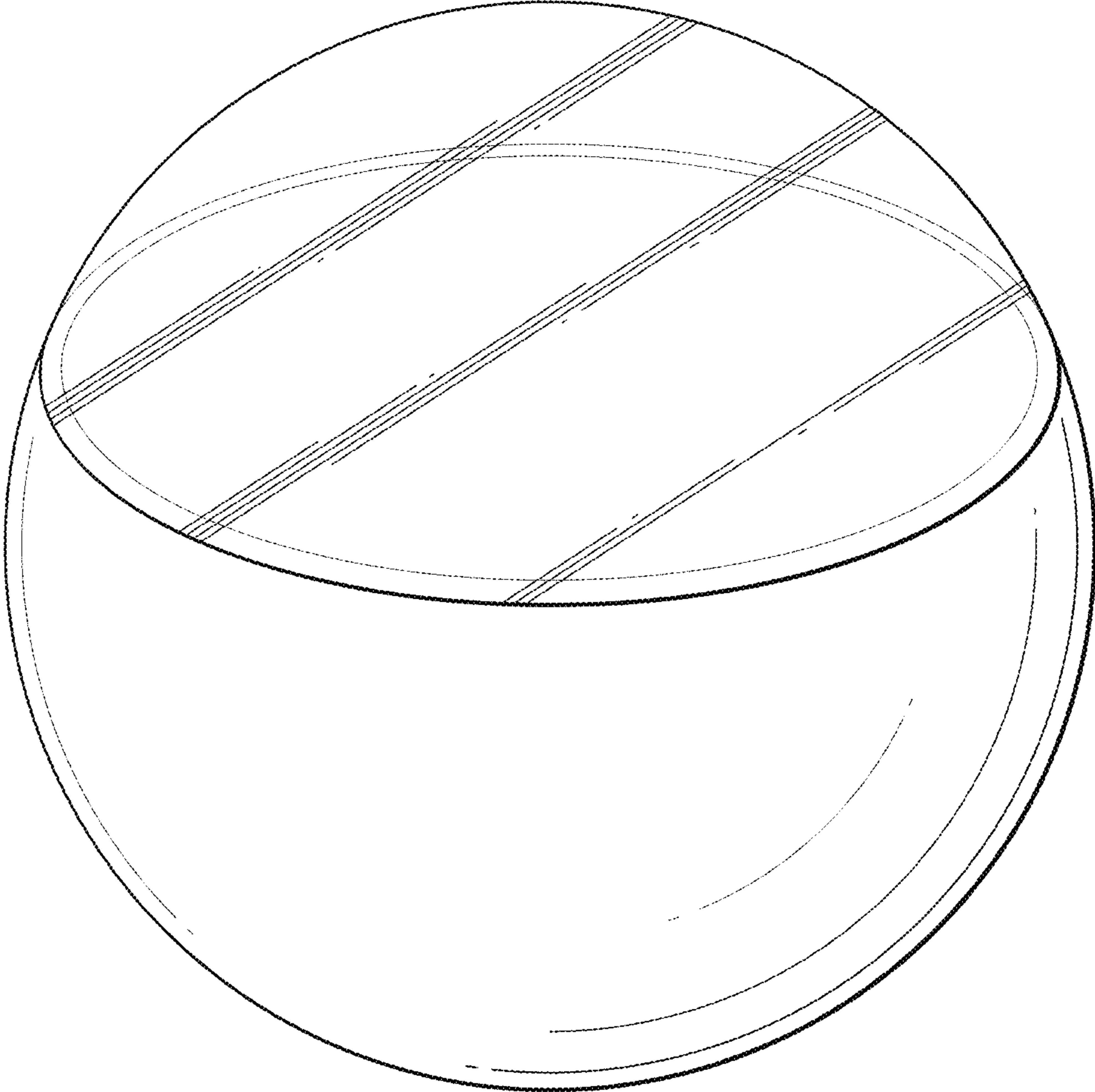


Figure 1

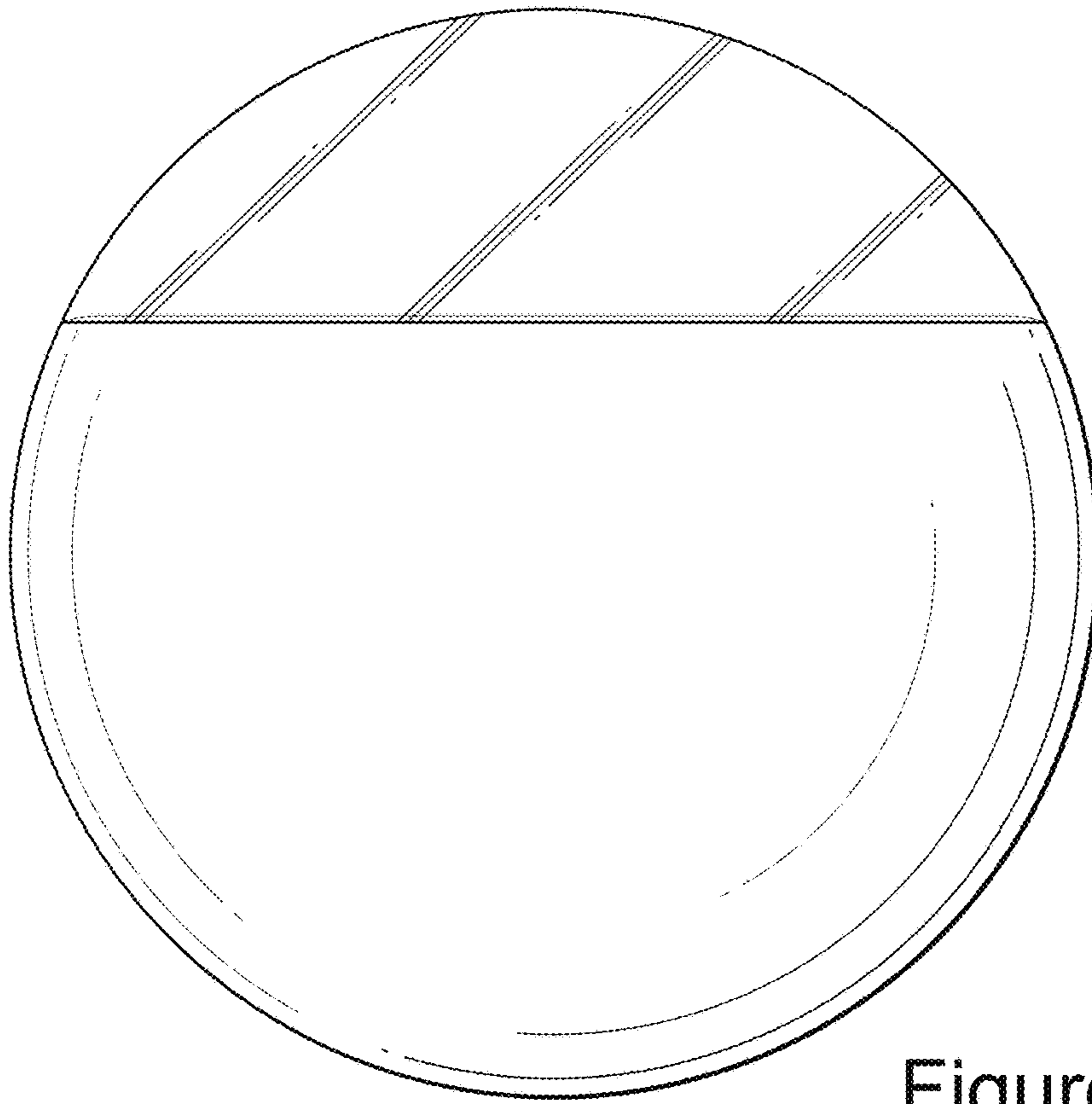


Figure 2

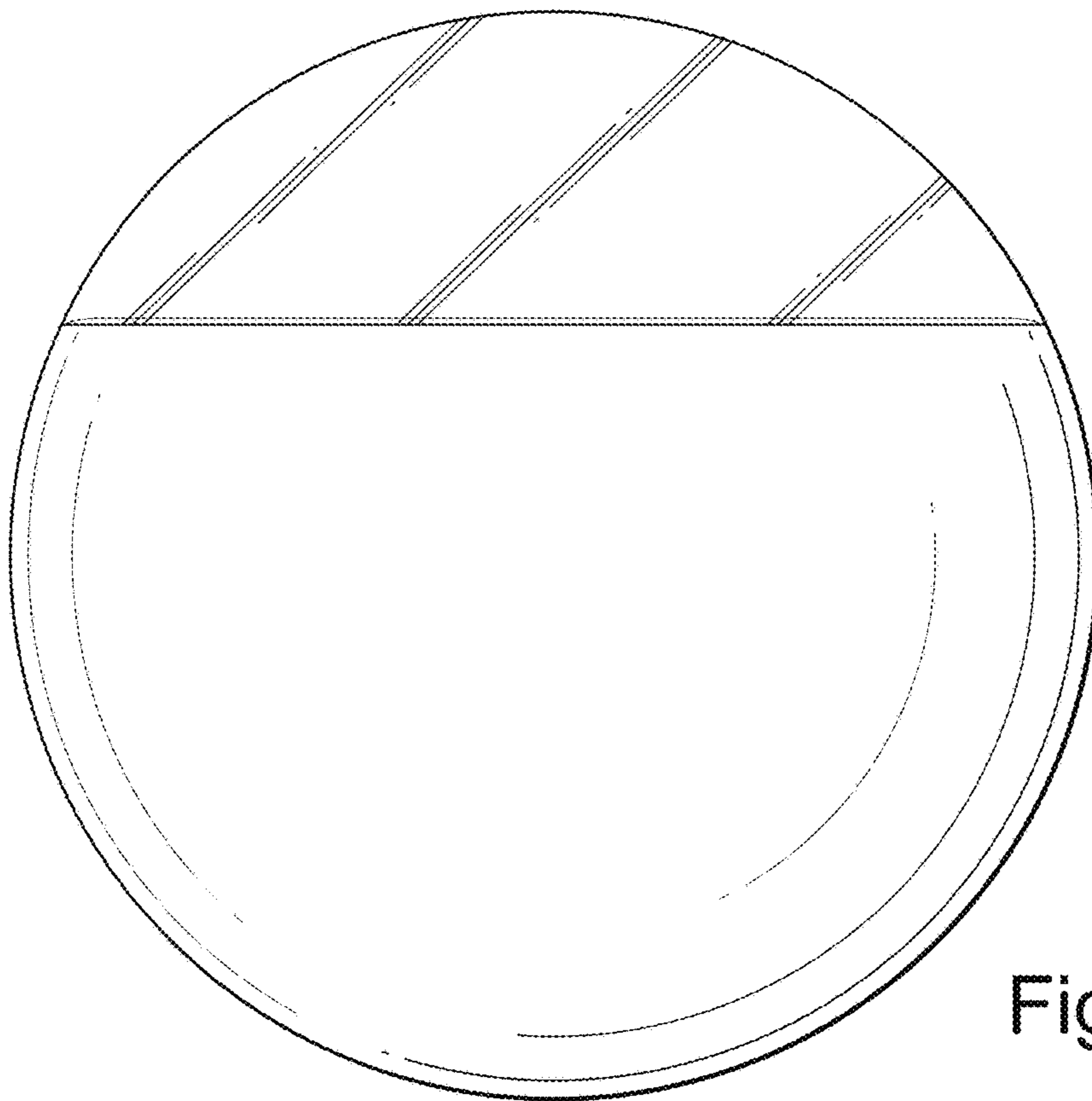


Figure 3




Figure 4

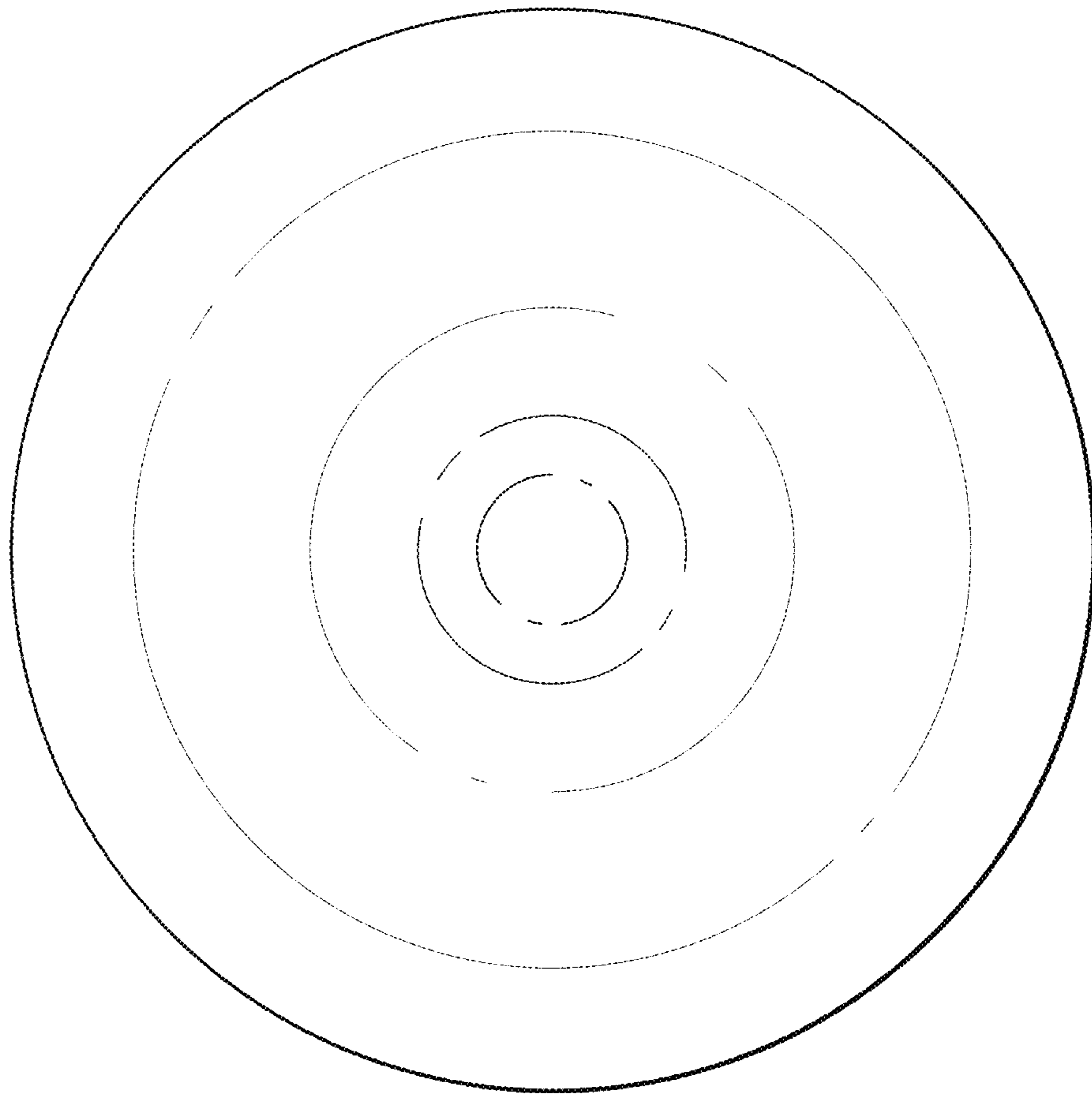


Figure 5

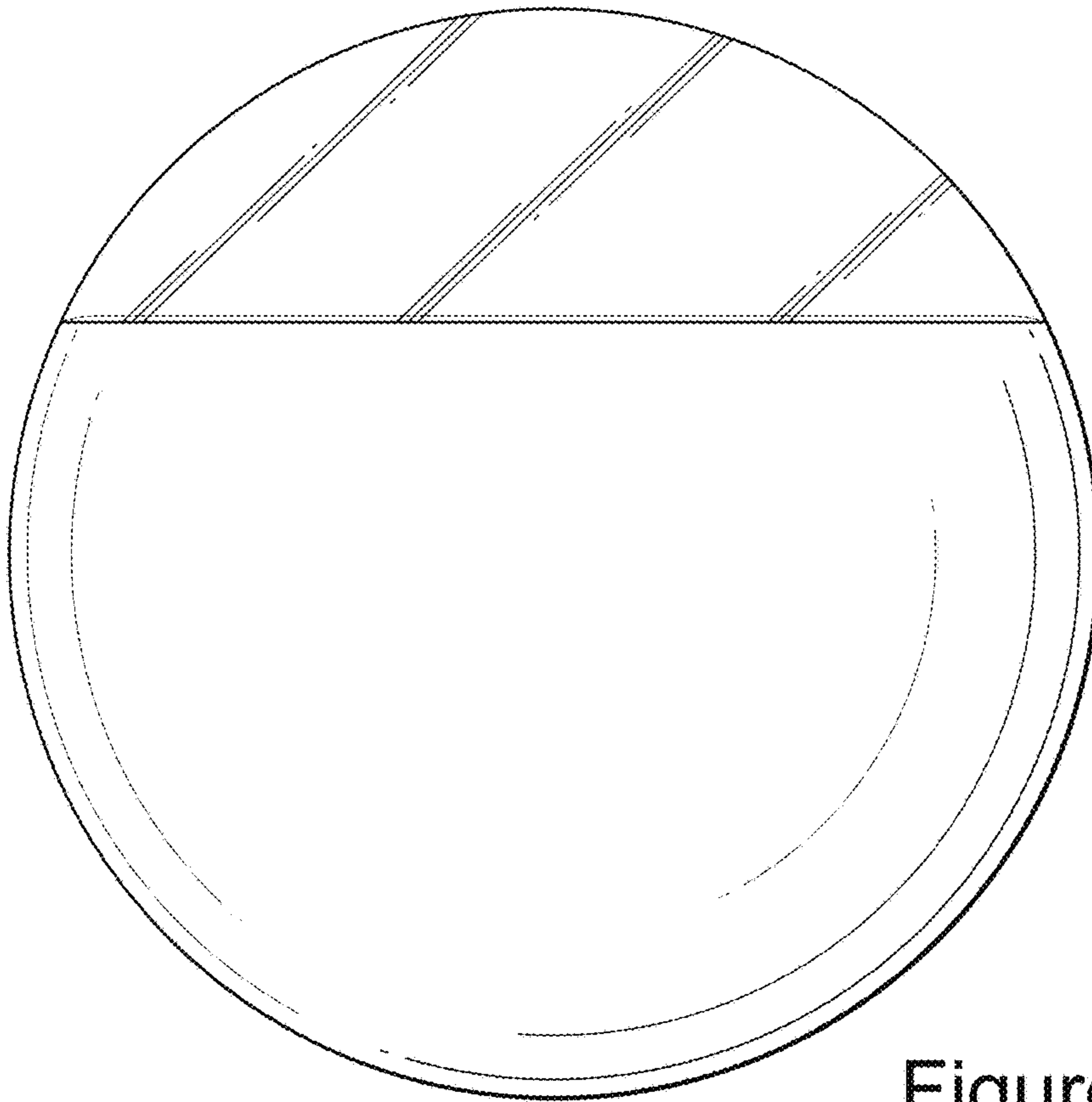


Figure 6

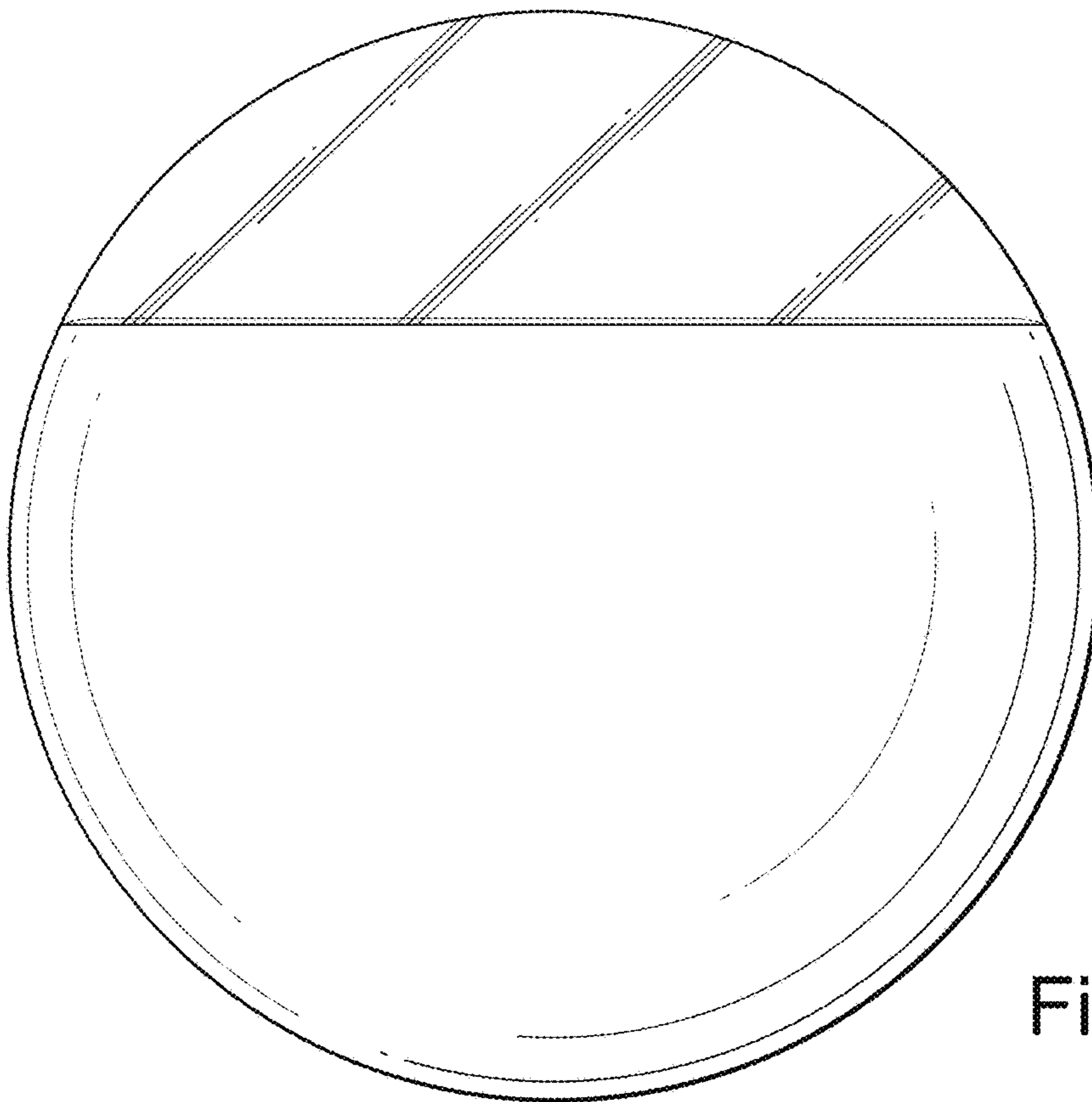


Figure 7