



US00D772827S

(12) **United States Design Patent** (10) **Patent No.:** **US D772,827 S**  
**Lee** (45) **Date of Patent:** **\*\* Nov. 29, 2016**

(54) **TV RECEIVER**

(71) Applicant: **LG ELECTRONICS INC.**, Seoul (KR)

(72) Inventor: **Yongsok Lee**, Seoul (KR)

(73) Assignee: **LG ELECTRONICS INC.**, Seoul (KR)

(\*\*) Term: **15 Years**

(21) Appl. No.: **29/530,852**

(22) Filed: **Jun. 19, 2015**

(30) **Foreign Application Priority Data**

Dec. 19, 2014 (KR) ..... 30-2014-0062161

(51) **LOC (10) Cl.** ..... **14-03**

(52) **U.S. Cl.**  
USPC ..... **D14/126**

(58) **Field of Classification Search**  
USPC ..... D14/125-134, 239, 371, 136, 374-377,  
D14/440, 450, 448, 336, 342, 159; 312/7.2;  
348/836, 838, 180, 184, 325, 739;  
248/917-924, 465; 345/104, 133, 156,  
345/168, 87, 173; D21/329, 515, 577, 622,  
D21/333, 433, 448, 452, 450, 331, 505;  
D10/15, 26; 446/484, 175, 356;  
D6/477, 479, 300; D20/10, 19, 39  
CPC . G06F 1/1601; G06F 1/1643; H05K 5/0004;  
H05K 5/0017; H05K 5/02; H05K 5/0217;  
H04N 13/0459

See application file for complete search history.

(56) **References Cited**

U.S. PATENT DOCUMENTS

D524,764 S \* 7/2006 Inaba ..... D14/126  
D709,468 S \* 7/2014 Seo ..... D14/126  
D713,808 S \* 9/2014 Ryu ..... D14/126  
D719,539 S \* 12/2014 Ryu ..... D14/126  
D738,340 S \* 9/2015 Ryu ..... D14/126  
D743,363 S \* 11/2015 Yokota ..... D14/126  
D758,330 S \* 6/2016 Lee ..... D14/126

\* cited by examiner

*Primary Examiner* — Raphael Barkai

(74) *Attorney, Agent, or Firm* — Birch, Stewart, Kolasch & Birch, LLP

(57) **CLAIM**

The ornamental design for a TV receiver, as shown and described.

**DESCRIPTION**

FIG. 1 is a front, right side, perspective view of a TV receiver showing our new design;  
FIG. 2 is a front view thereof;  
FIG. 3 is a rear view thereof;  
FIG. 4 is a left side view thereof;  
FIG. 5 is a right side view thereof;  
FIG. 6 is a top view thereof; and,  
FIG. 7 is a bottom view thereof.

The broken lines indicate unclaimed portion of the article that form no part of the claimed design.

**1 Claim, 3 Drawing Sheets**



FIG. 1

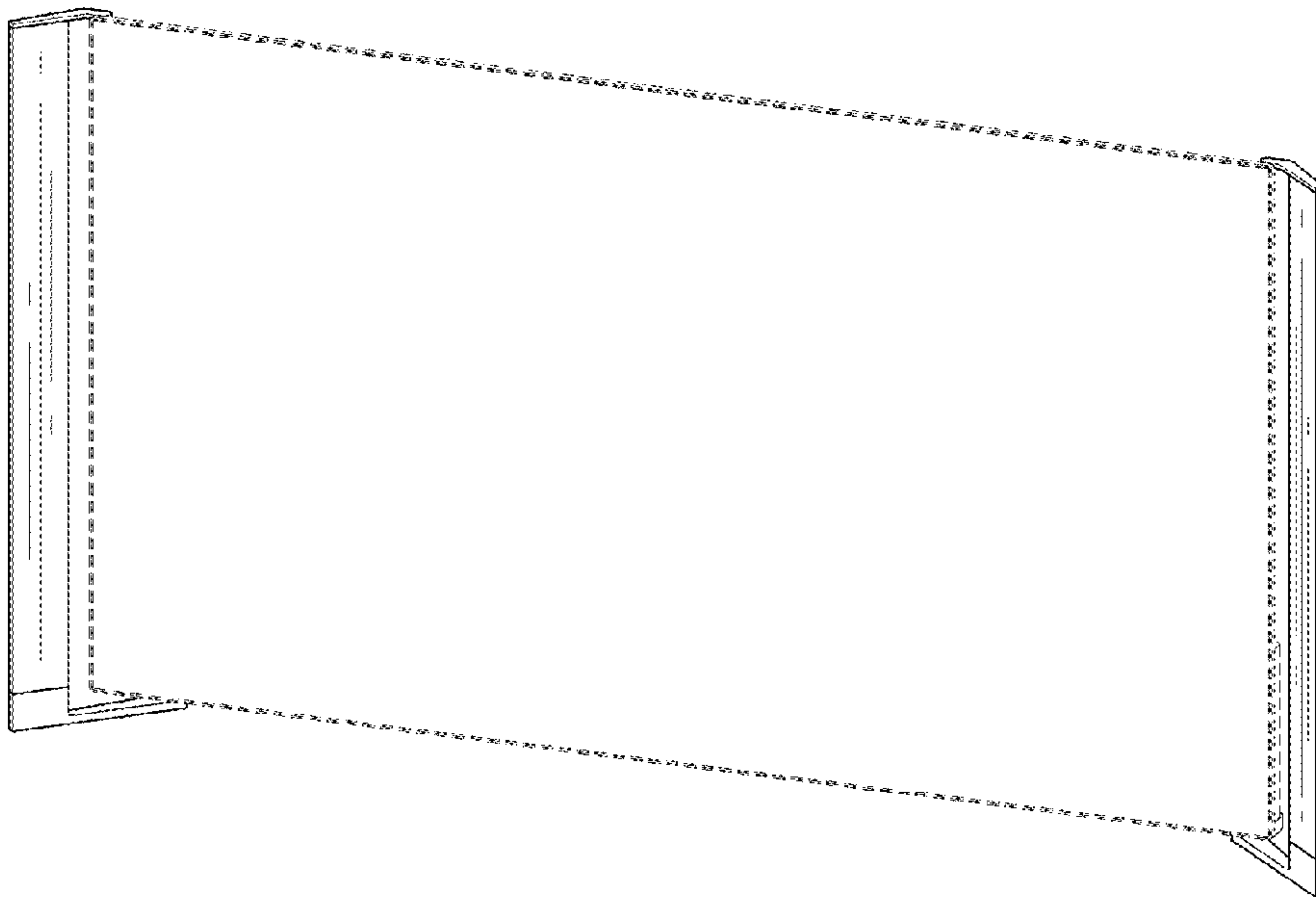


FIG. 2



FIG. 3



FIG. 4




FIG. 5




FIG. 6

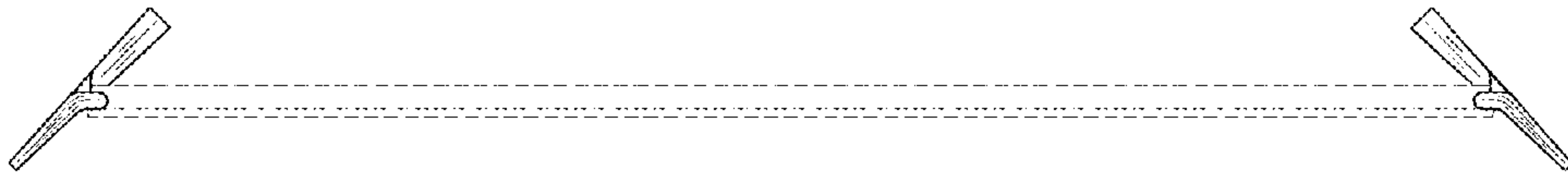


FIG. 7

