



US00D772812S

(12) **United States Design Patent**
Choe et al.

(10) **Patent No.:** **US D772,812 S**

(45) **Date of Patent:** **** Nov. 29, 2016**

(54) **CHARGER FOR PORTABLE TERMINALS**

(71) Applicant: **LG ELECTRONICS INC.**, Seoul
(KR)

(72) Inventors: **Sha Rim Choe**, Seoul (KR); **Kyu Bong Choi**, Seoul (KR); **Eun Seok Choi**, Seoul (KR); **Joon Hyung Kim**, Seoul (KR)

(73) Assignee: **LG ELECTRONICS INC.**, Seoul
(KR)

(**) Term: **14 Years**

(21) Appl. No.: **29/504,805**

(22) Filed: **Oct. 9, 2014**

(30) **Foreign Application Priority Data**

Apr. 11, 2014 (KR) 30-2014-0018342

(51) **LOC (10) Cl.** **13-02**

(52) **U.S. Cl.**
USPC **D13/108**

(58) **Field of Classification Search**
USPC D13/107-110, 118-119, 184, 199;
D14/251, 253, 432, 434
CPC Y02E 60/12; Y02T 90/14; Y02T 90/122;
Y02T 90/128; Y02T 90/163; H02J 7/025;
H02J 7/0042; H02J 7/0044; H02J 7/0045;
H02J 7/0003; H01F 38/14; H01R 13/6675;
H01M 2/1022; H01M 2/1055; H01M 10/44;
H01M 10/46; H01M 10/425; B60L 11/182
See application file for complete search history.

(56) **References Cited**

U.S. PATENT DOCUMENTS

D335,861 S * 5/1993 Tattari D13/108
D442,141 S * 5/2001 Ikenaga D13/107

D520,013 S * 5/2006 Yang D14/434
D606,545 S * 12/2009 Salmon D13/108
D607,817 S * 1/2010 Tan D13/108
D635,979 S * 4/2011 Wu D13/107
D637,952 S * 5/2011 Tan D13/102
D639,301 S * 6/2011 Anderson D13/107
D639,810 S * 6/2011 Hwang D13/107
D660,227 S * 5/2012 Rodbro D13/107
D662,082 S * 6/2012 McManigal D14/217
D664,528 S * 7/2012 Chen D14/253
D665,341 S * 8/2012 Chu D13/103
D666,614 S * 9/2012 Ding D14/253
D674,336 S * 1/2013 Suzuka D13/108
D674,337 S * 1/2013 Au Yeung D13/108
D680,068 S * 4/2013 Lee D13/108
D685,366 S * 7/2013 Ding D14/253
D686,609 S * 7/2013 Kadivar D14/253
D693,296 S * 11/2013 Lin D13/108
D697,477 S * 1/2014 Jonas, III D13/108
2009/0051319 A1 * 2/2009 Fang H02J 7/0044
320/115
2010/0315041 A1 * 12/2010 Tan H02J 7/0044
320/115

* cited by examiner

Primary Examiner — Rosemary K Tarcza

(74) *Attorney, Agent, or Firm* — Birch, Stewart, Kolasch & Birch, LLP

(57) **CLAIM**

We claim the ornamental design for a charger for portable terminals, as shown and described.

DESCRIPTION

FIG. 1 is a perspective view of a charger for portable terminals showing our new design:

FIG. 2 is a front elevation view thereof;

FIG. 3 is a rear elevation view thereof;

FIG. 4 is a left-side elevation view thereof;

FIG. 5 is a right-side elevation view thereof;

FIG. 6 is a top plan view thereof; and,

FIG. 7 is a bottom plan view thereof.

1 Claim, 4 Drawing Sheets

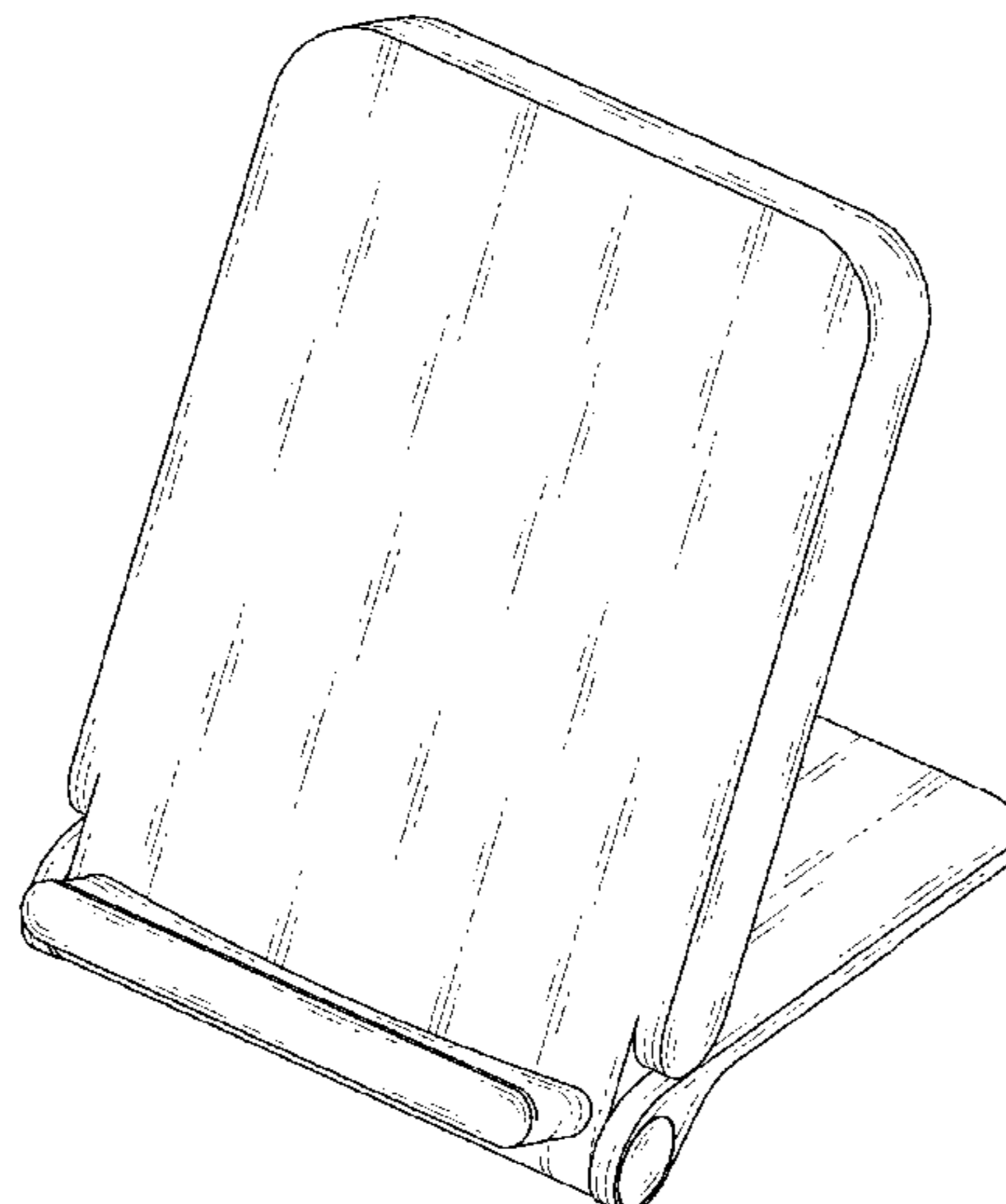


FIG. 1

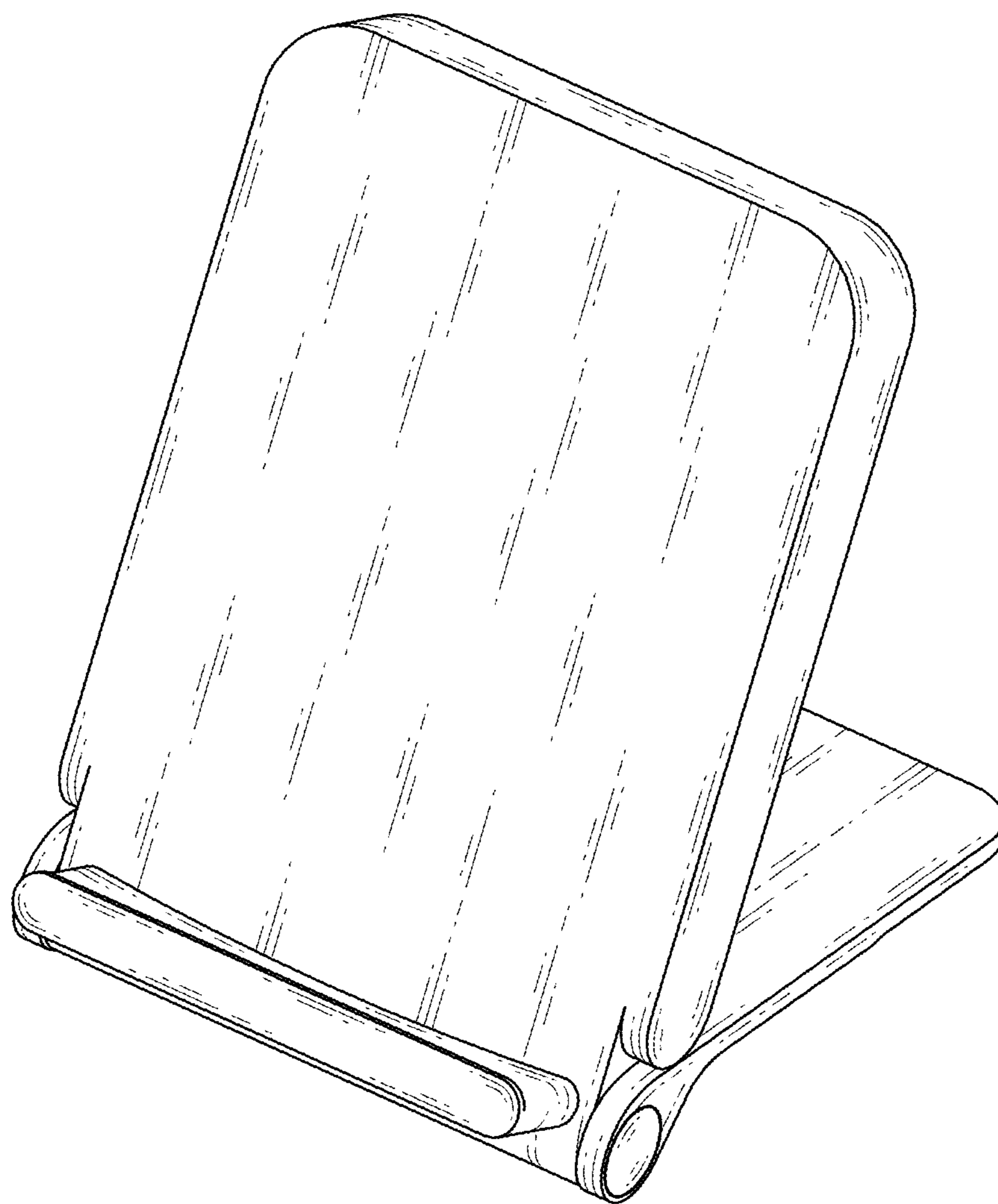


FIG. 2




FIG. 3

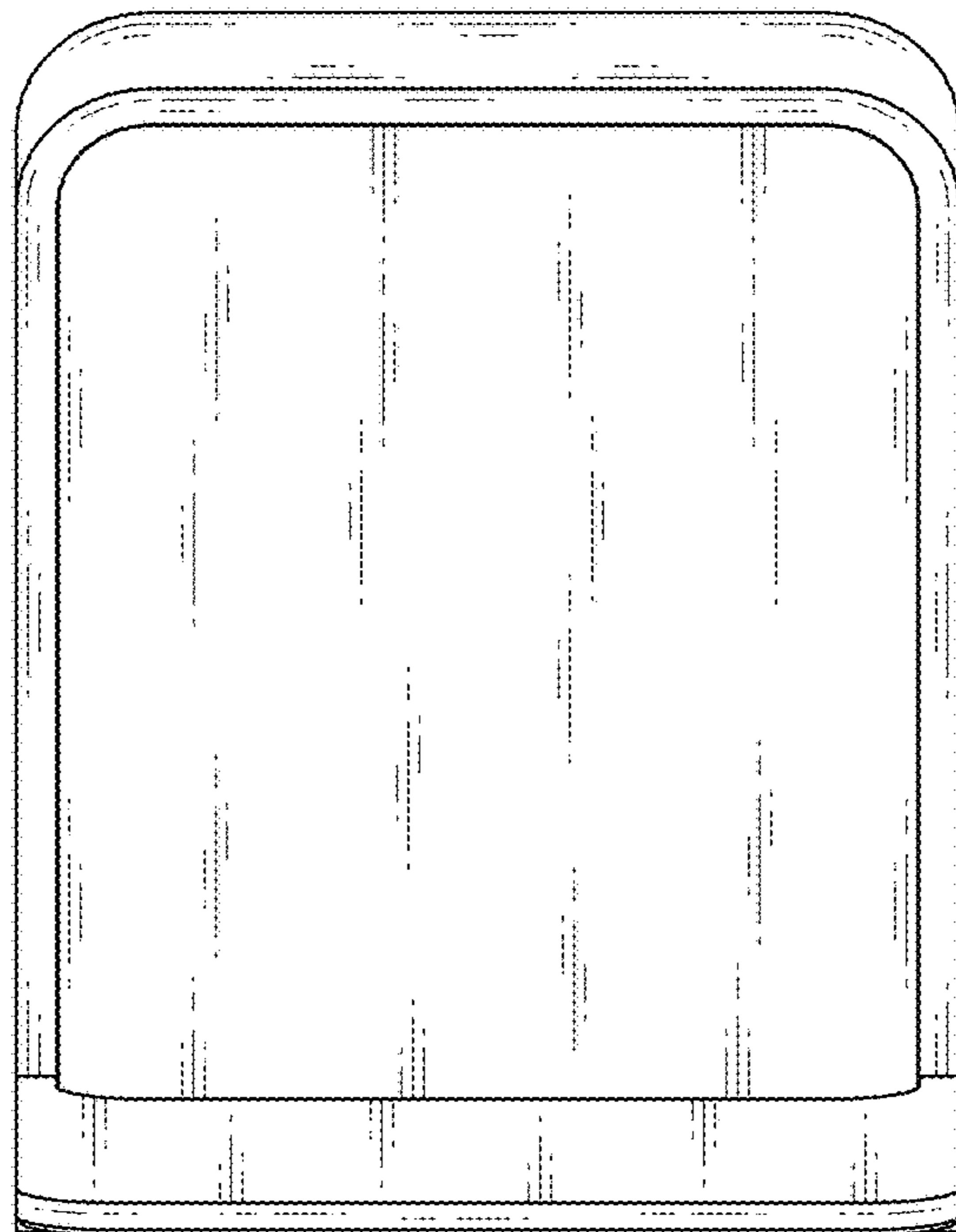


FIG. 4

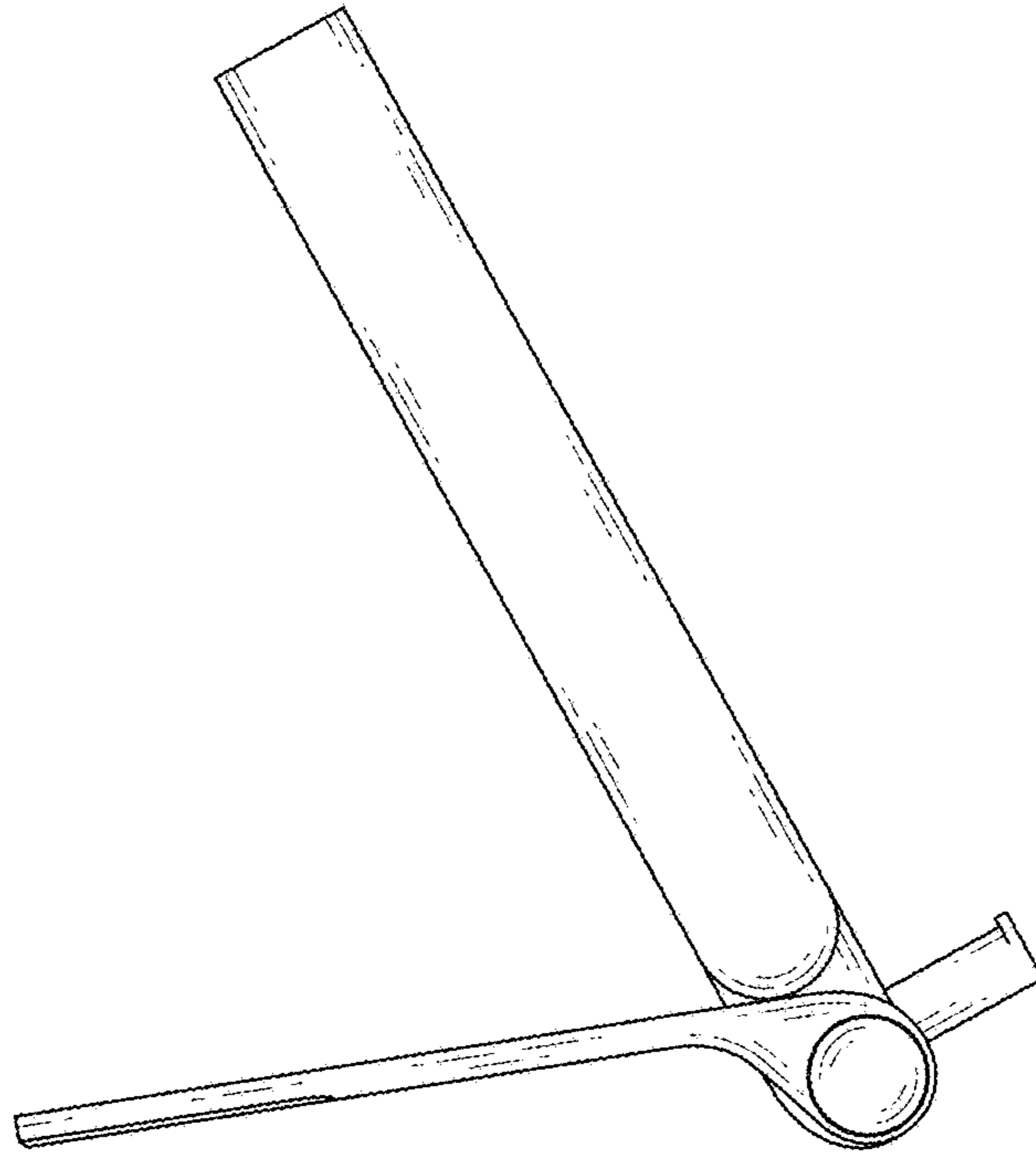


FIG. 5

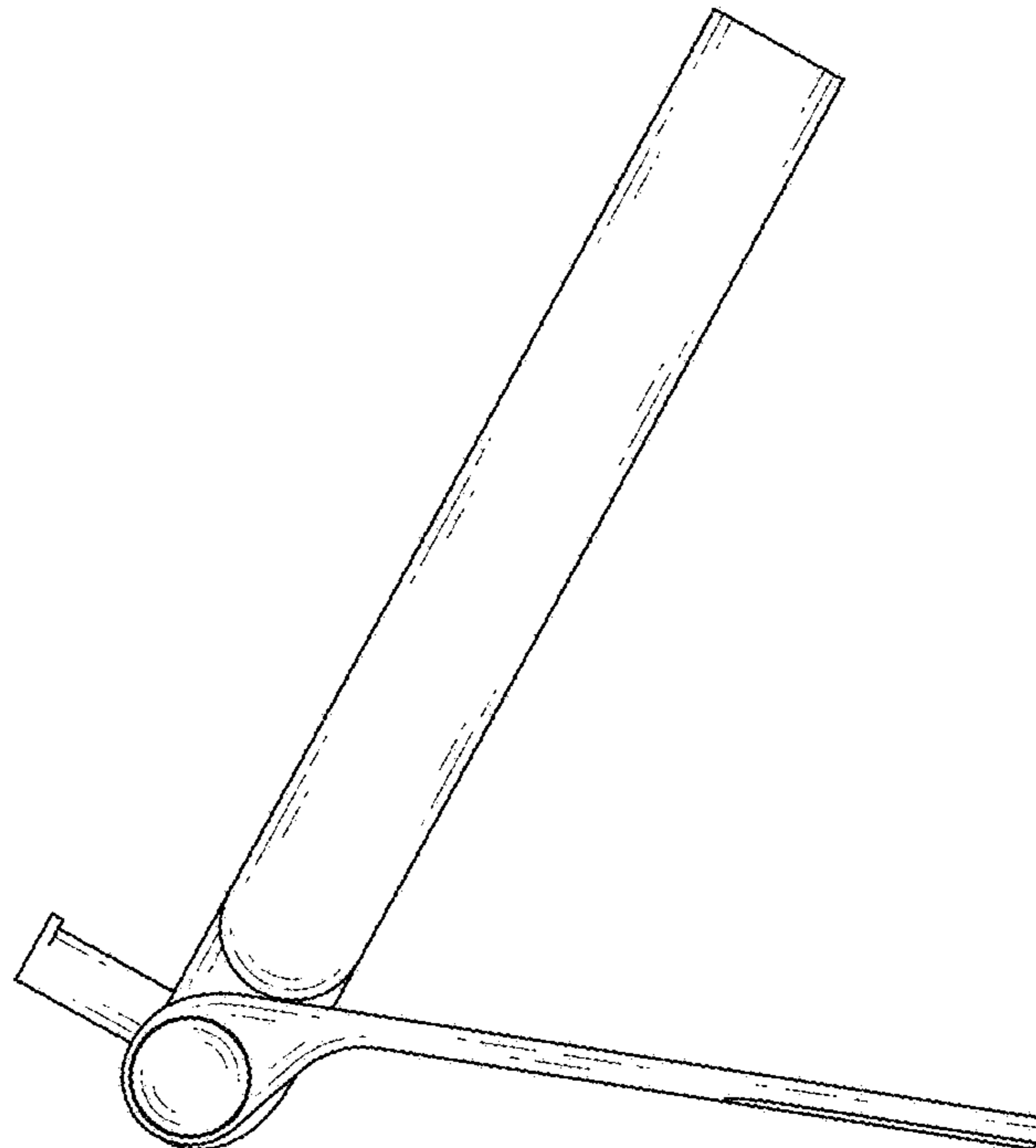


FIG. 6

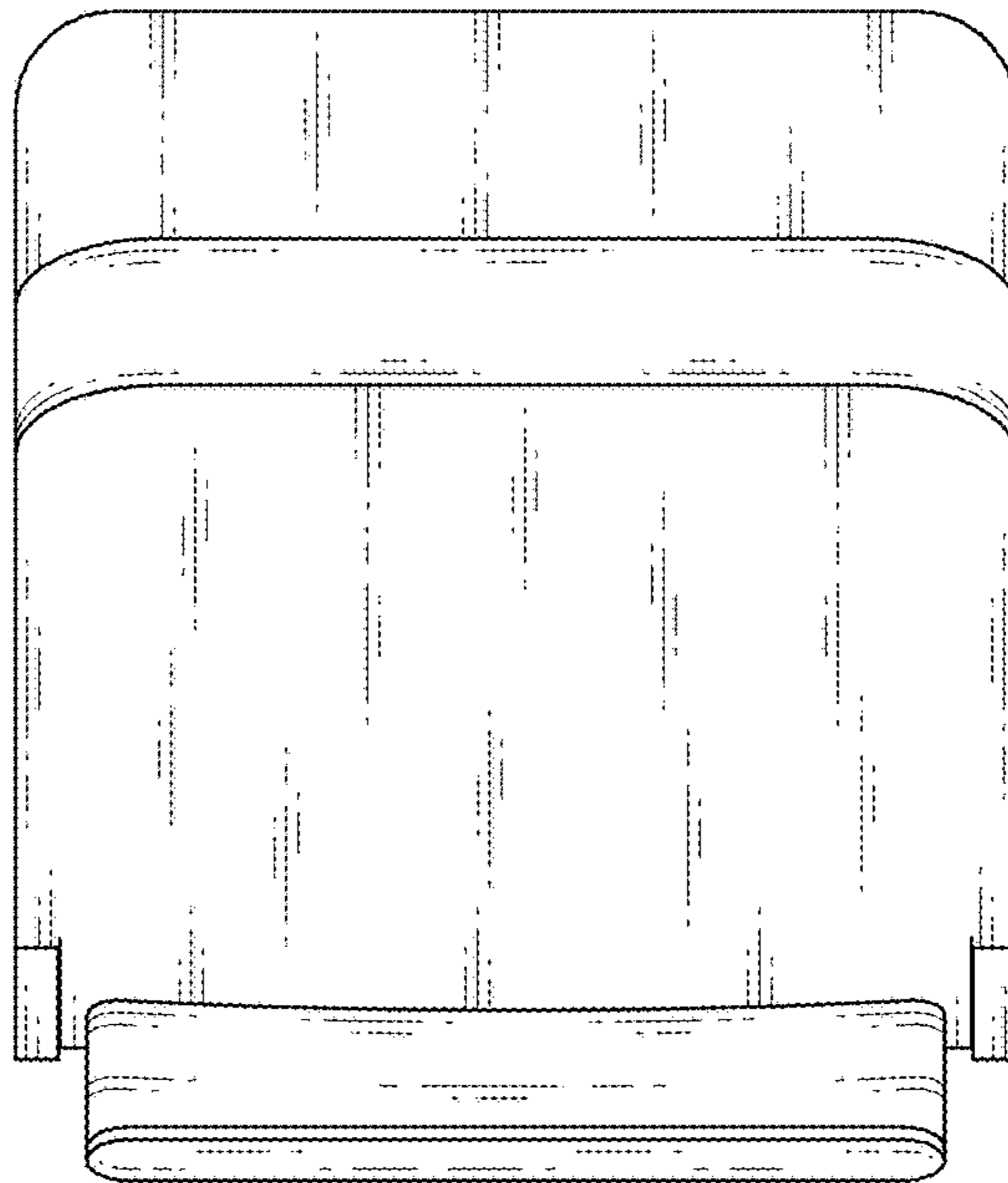


FIG. 7

