



US00D772795S

(12) **United States Design Patent**  
**Hayashi**

(10) **Patent No.:** **US D772,795 S**

(45) **Date of Patent:** **\*\* Nov. 29, 2016**

(54) **TREAD OF AN AUTOMOBILE TIRE**

(71) Applicant: **BRIDGESTONE CORPORATION,**  
Tokyo (JP)

(72) Inventor: **Shintaro Hayashi,** Tokyo (JP)

(73) Assignee: **BRIDGESTONE CORPORATION,**  
Tokyo (JP)

(\*\*) Term: **14 Years**

(21) Appl. No.: **29/519,888**

(22) Filed: **Mar. 9, 2015**

(30) **Foreign Application Priority Data**

Oct. 28, 2014 (JP) ..... 2014-024047

(51) **LOC (10) Cl.** ..... **12-15**

(52) **U.S. Cl.**  
USPC ..... **D12/590**

(58) **Field of Classification Search**

USPC ..... D12/559, 564, 586, 588, 589, 590, 591,  
D12/594, 595, 598, 600, 601, 602, 603

CPC ... B60C 11/0306; B60C 11/11; B60C 11/12;  
B60C 11/0311; B60C 11/0346; B60C  
11/0486

See application file for complete search history.

(56) **References Cited**

**U.S. PATENT DOCUMENTS**

D316,239 S \* 4/1991 Tsuda ..... D12/588  
D414,447 S \* 9/1999 Weber ..... D12/588  
D444,744 S \* 7/2001 Heinen ..... D12/603  
D446,174 S \* 8/2001 Lassan ..... D12/603  
D473,513 S \* 4/2003 Welbes ..... D12/588

D479,703 S \* 9/2003 Hutz ..... D12/603  
D481,352 S \* 10/2003 Hutz ..... D12/588  
D483,007 S \* 12/2003 Brayer ..... D12/588  
D492,247 S \* 6/2004 Schmalix ..... D12/588  
D645,808 S \* 9/2011 Takemoto ..... D12/585  
D726,104 S \* 4/2015 Scheifele ..... D12/603  
D753,051 S \* 4/2016 Kato ..... D12/584

**FOREIGN PATENT DOCUMENTS**

JP 2014-076680 A 5/2014  
KR 30-0470268 S 11/2007  
KR 30-0646148 S 6/2012

\* cited by examiner

*Primary Examiner* — Robert M Spear

(74) *Attorney, Agent, or Firm* — Sughrue Mion, PLLC

(57) **CLAIM**

The ornamental design for a tread of an automobile tire, as shown and described.

**DESCRIPTION**

FIG. 1 is a perspective view of a tread of an automobile tire showing my design;

FIG. 2 is a front view thereof;

FIG. 3 is a top view thereof;

FIG. 4 is a right side view thereof;

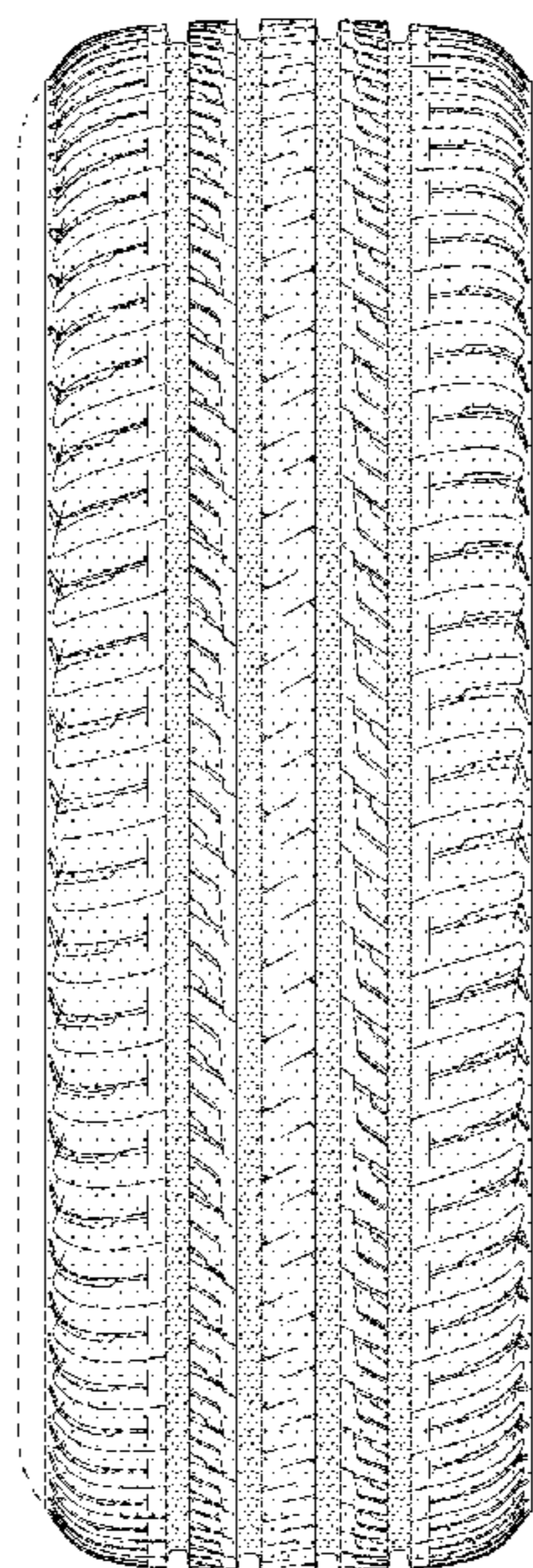
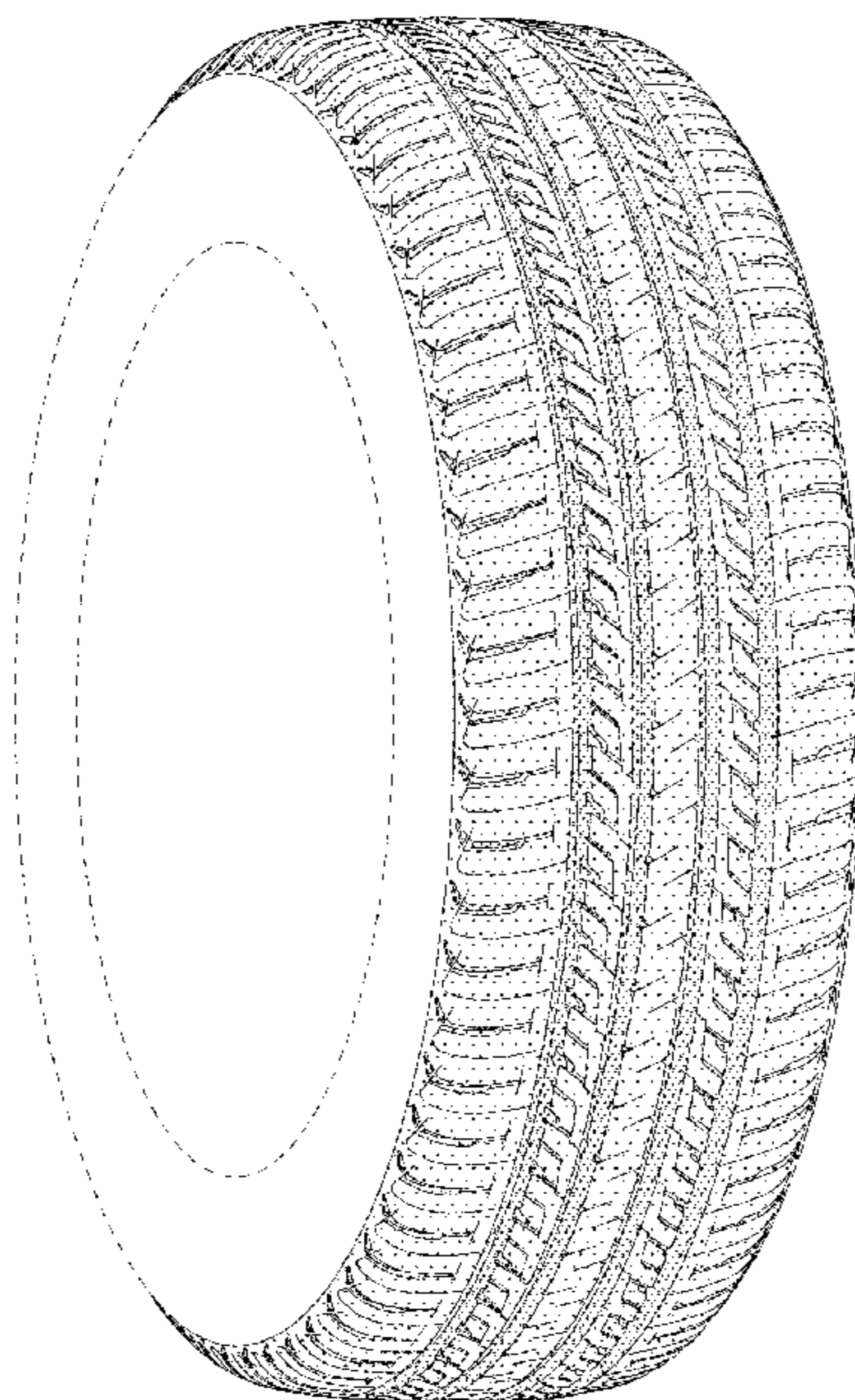
FIG. 5 is a fragmentary enlarged front view showing the details of the tread;

FIG. 6 is a cross-sectional view taken along line 6-6 in FIG. 5; and,

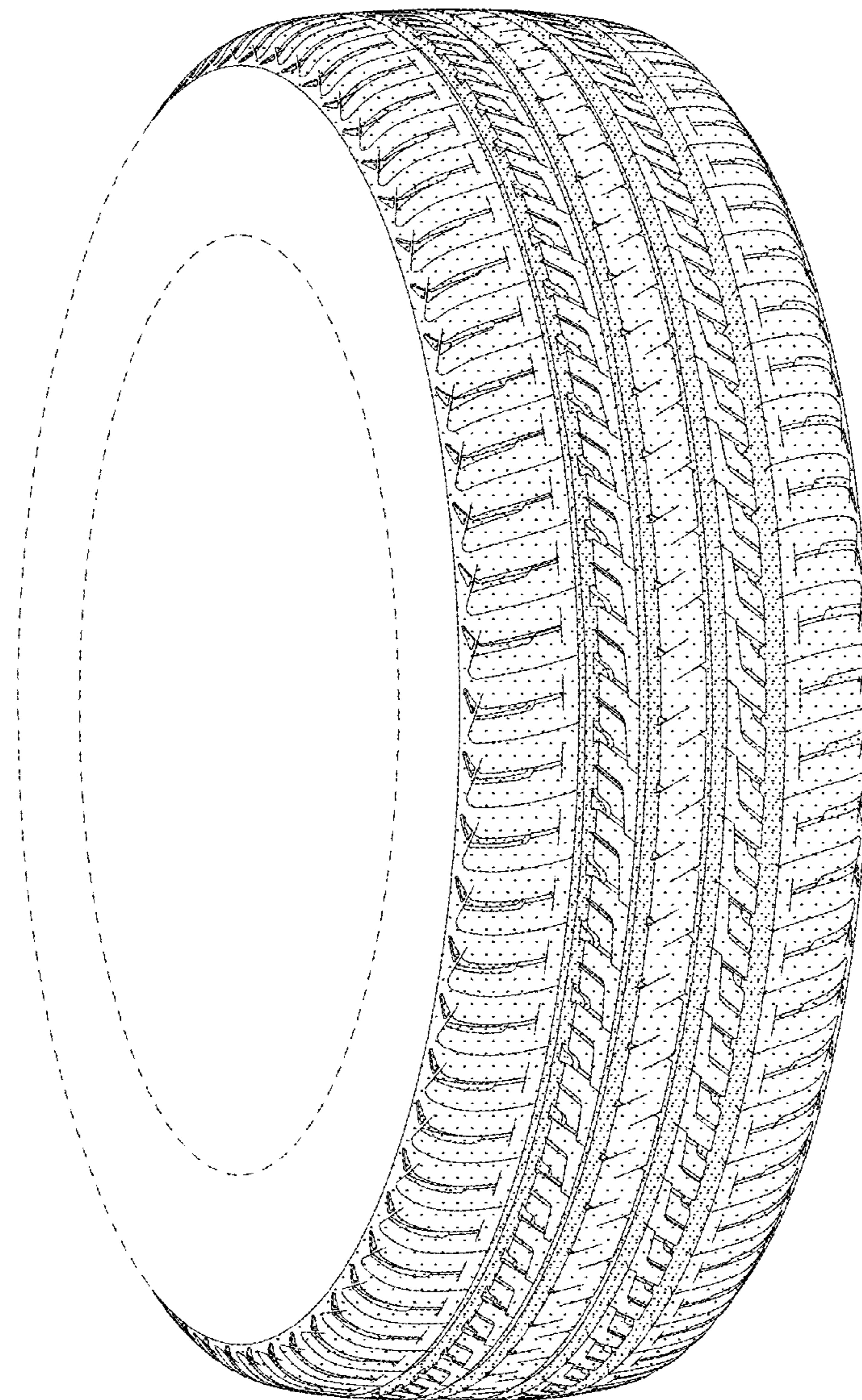
FIG. 7 is a cross-sectional view taken along line 7-7 in FIG. 5.

The broken lines are used to show portions of the tire that are not being claimed, and thus form no part of the claimed design.

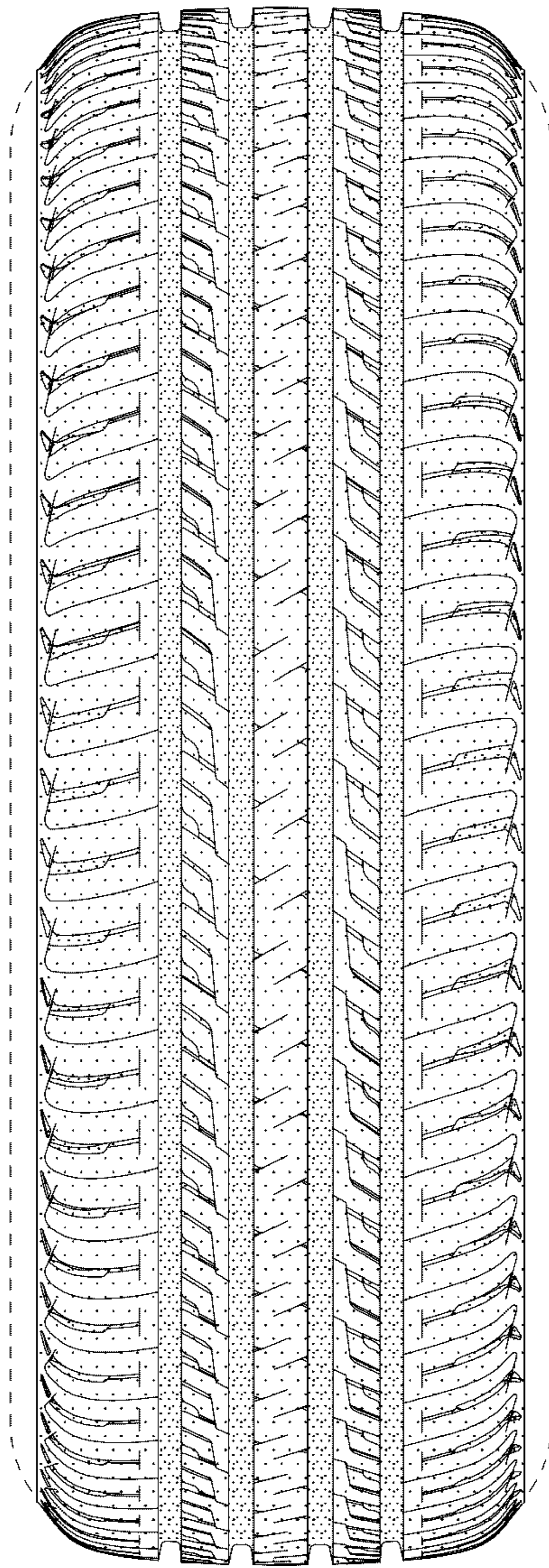
**1 Claim, 7 Drawing Sheets**



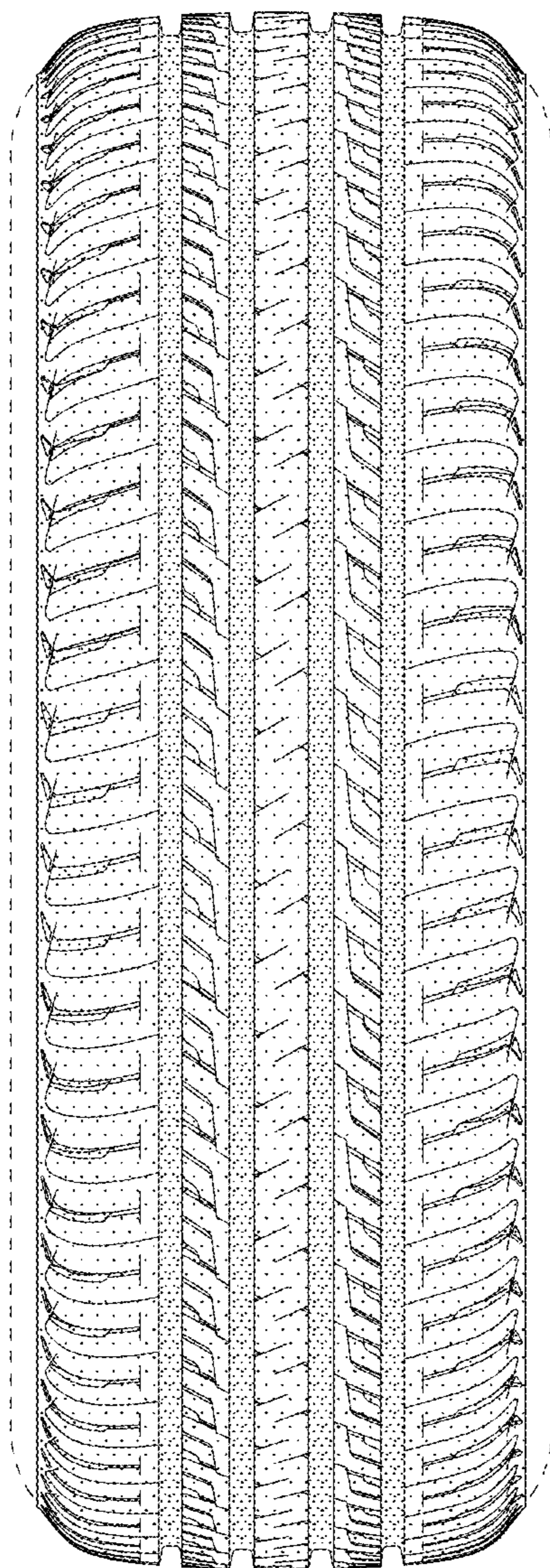
*FIG. 1*



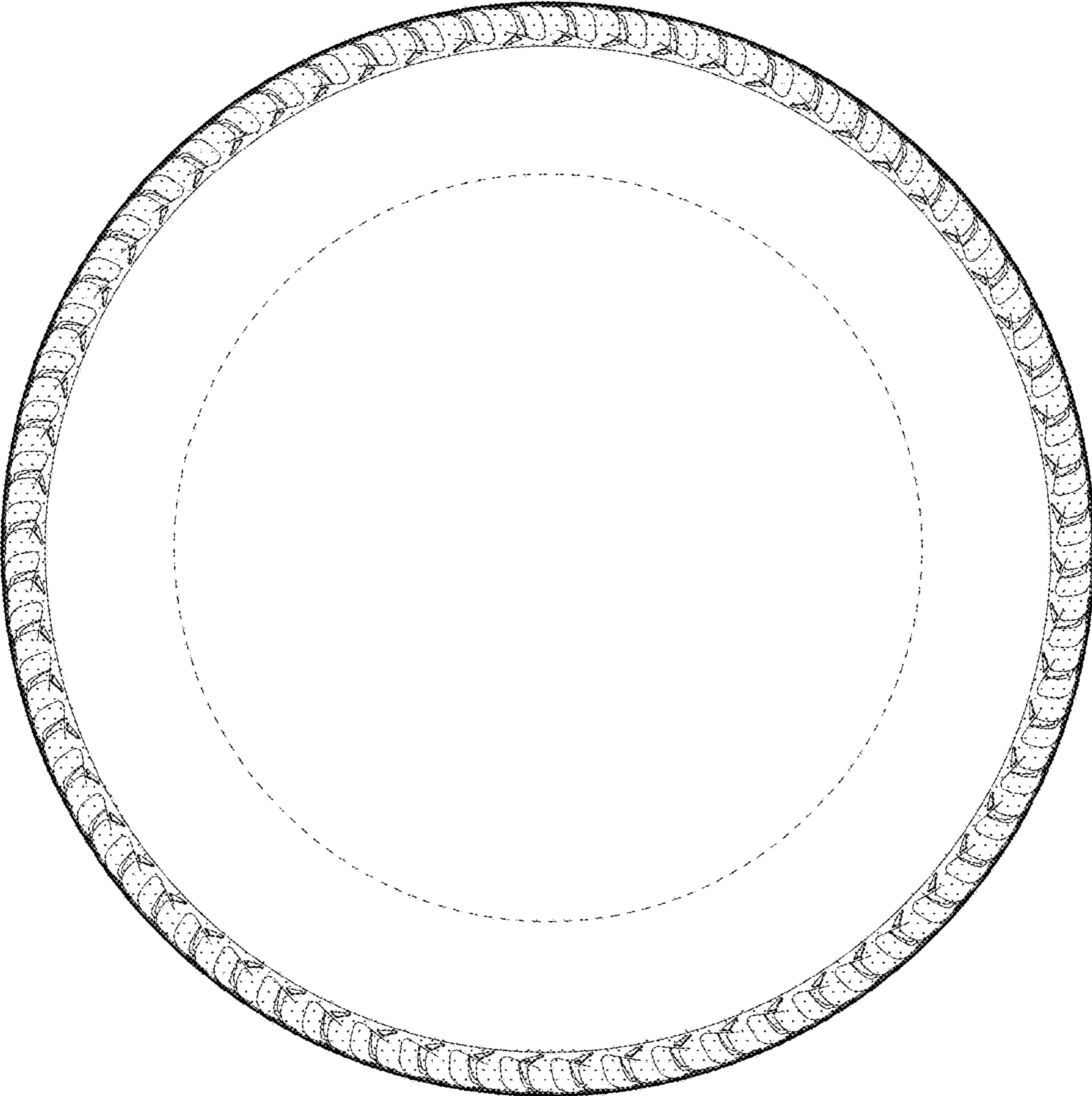
*FIG. 2*



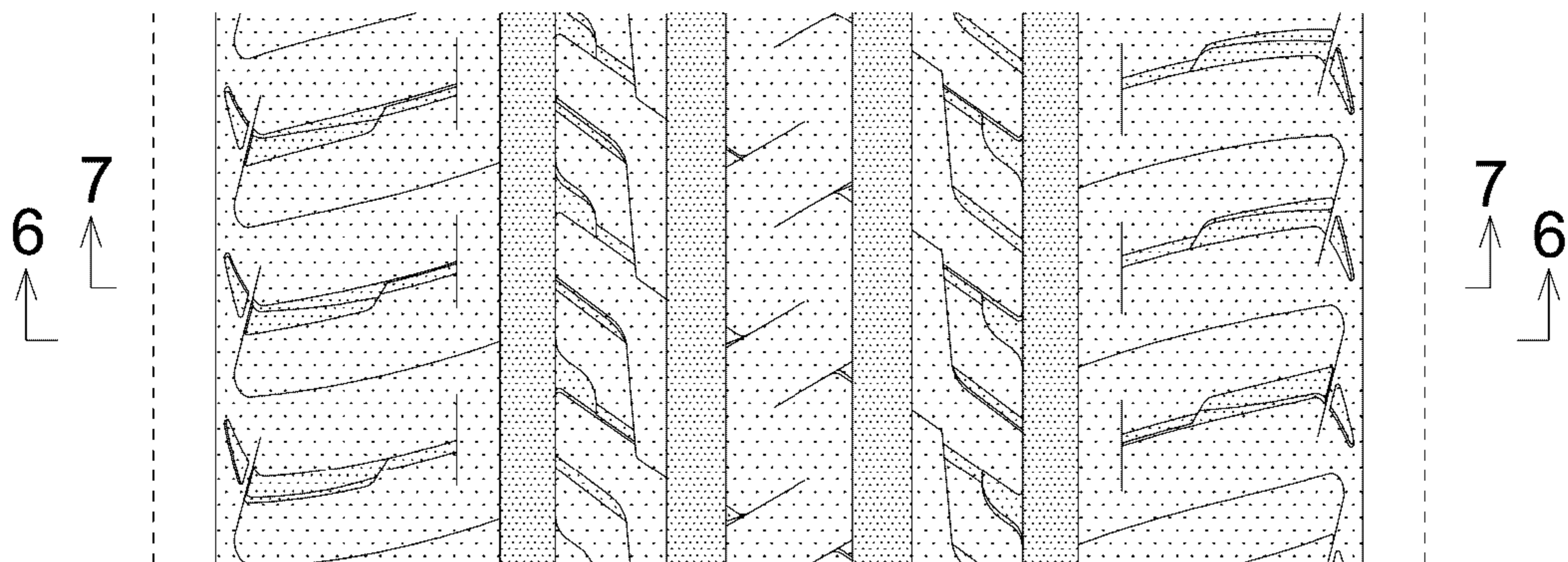
*FIG. 3*



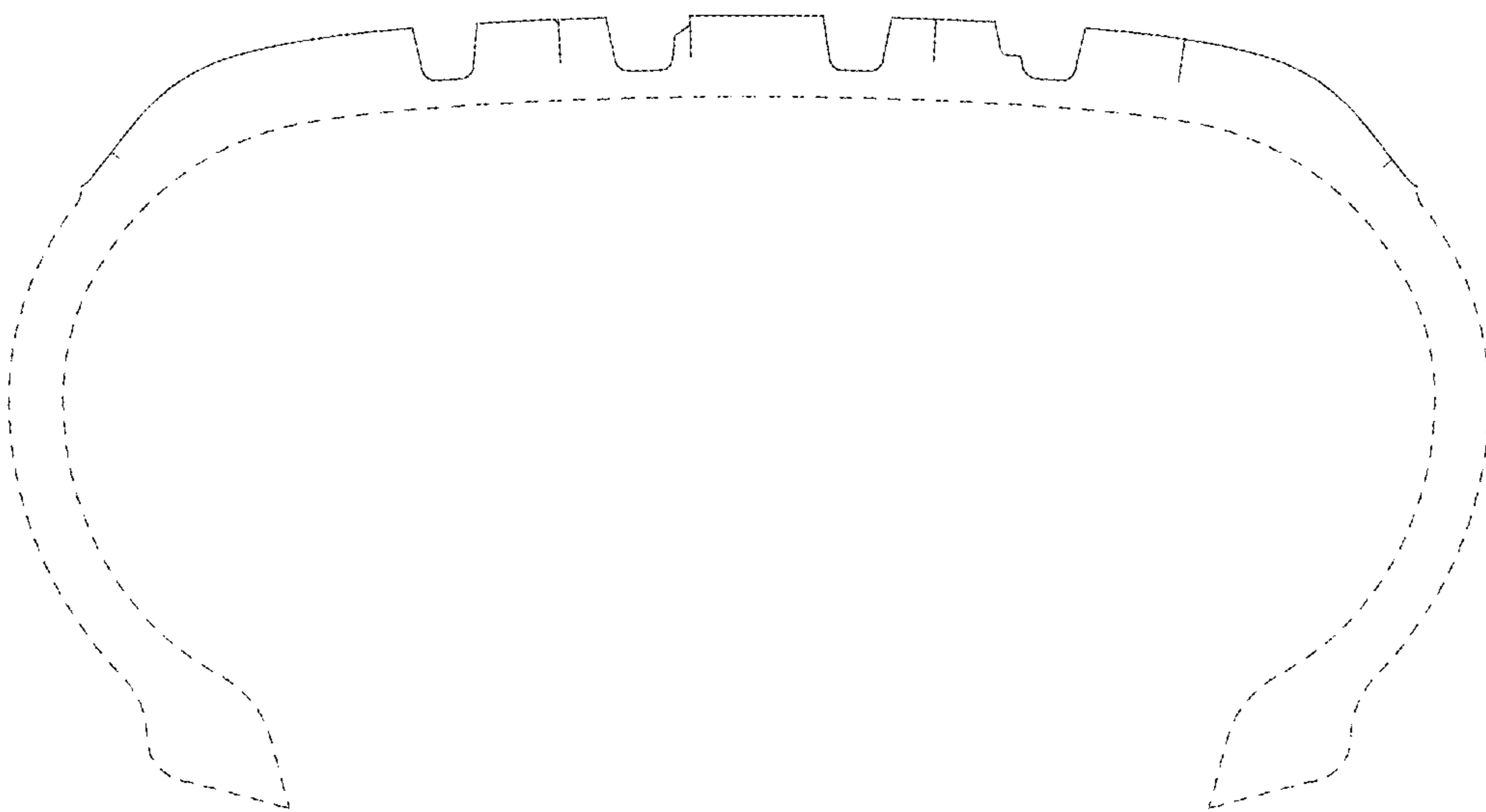
*FIG. 4*



*FIG. 5*



*FIG. 6*



*FIG. 7*

