



US00D772783S

(12) **United States Design Patent**
Schleef

(10) **Patent No.:** **US D772,783 S**

(45) **Date of Patent:** **** Nov. 29, 2016**

(54) **VEHICLE ROOF RACK**

(71) Applicant: **Joseph Schleef**, Santa Clara, CA (US)

(72) Inventor: **Joseph Schleef**, Santa Clara, CA (US)

(**) Term: **14 Years**

(21) Appl. No.: **29/521,660**

(22) Filed: **Mar. 25, 2015**

(51) **LOC (10) Cl.** **12-16**

(52) **U.S. Cl.**
USPC **D12/412**

(58) **Field of Classification Search**
USPC D12/412, 406, 413, 414, 414.1;
D6/552; D3/304-306
CPC B60R 9/00; B60R 9/02; B60R 9/04;
B60R 9/08; B60R 9/042; B60R 9/0423;
B60R 9/0426; B60R 9/045; B60R 9/048;
B60R 9/05; B60R 9/052; B60R 9/055
See application file for complete search history.

(56) **References Cited**

U.S. PATENT DOCUMENTS

3,710,999 A * 1/1973 Allen B60R 9/06
224/321
4,394,948 A * 7/1983 Graber B60R 9/06
224/314

D288,193 S * 2/1987 Caron D12/412
4,785,980 A * 11/1988 Redick B60R 9/12
206/315.1
D477,562 S * 7/2003 McCoy D12/406
D508,014 S * 8/2005 Heravi D12/406
D586,287 S * 2/2009 McBride D12/106
D624,486 S * 9/2010 Shipp, Jr. D12/412

* cited by examiner

Primary Examiner — Katrina A Betton

(74) *Attorney, Agent, or Firm* — Evergreen Valley Law Group; Kanika Radhakrishnan

(57) **CLAIM**

An ornamental design for a vehicle roof rack, as shown and described.

DESCRIPTION

FIG. 1 is a perspective view of a roof rack embodying the new design;

FIG. 2 is a front elevation view thereof;

FIG. 3 is a rear elevation view thereof;

FIG. 4 is a left elevation view thereof;

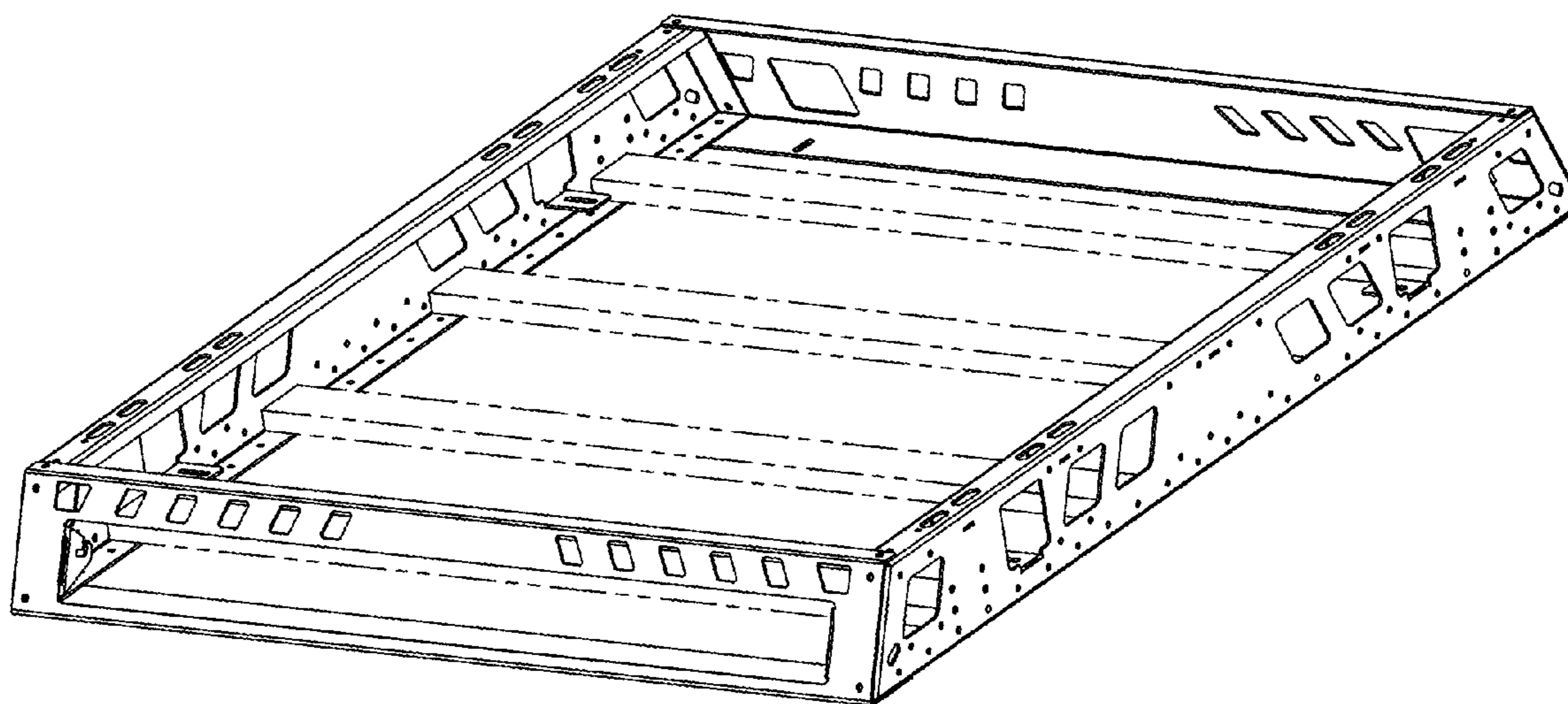
FIG. 5 is a top plan view thereof; and,

FIG. 6 is a bottom plan view thereof.

The right elevation view is identical to the left elevation view in FIG. 4.

The broken line depictions form no part of the claimed design.

1 Claim, 6 Drawing Sheets



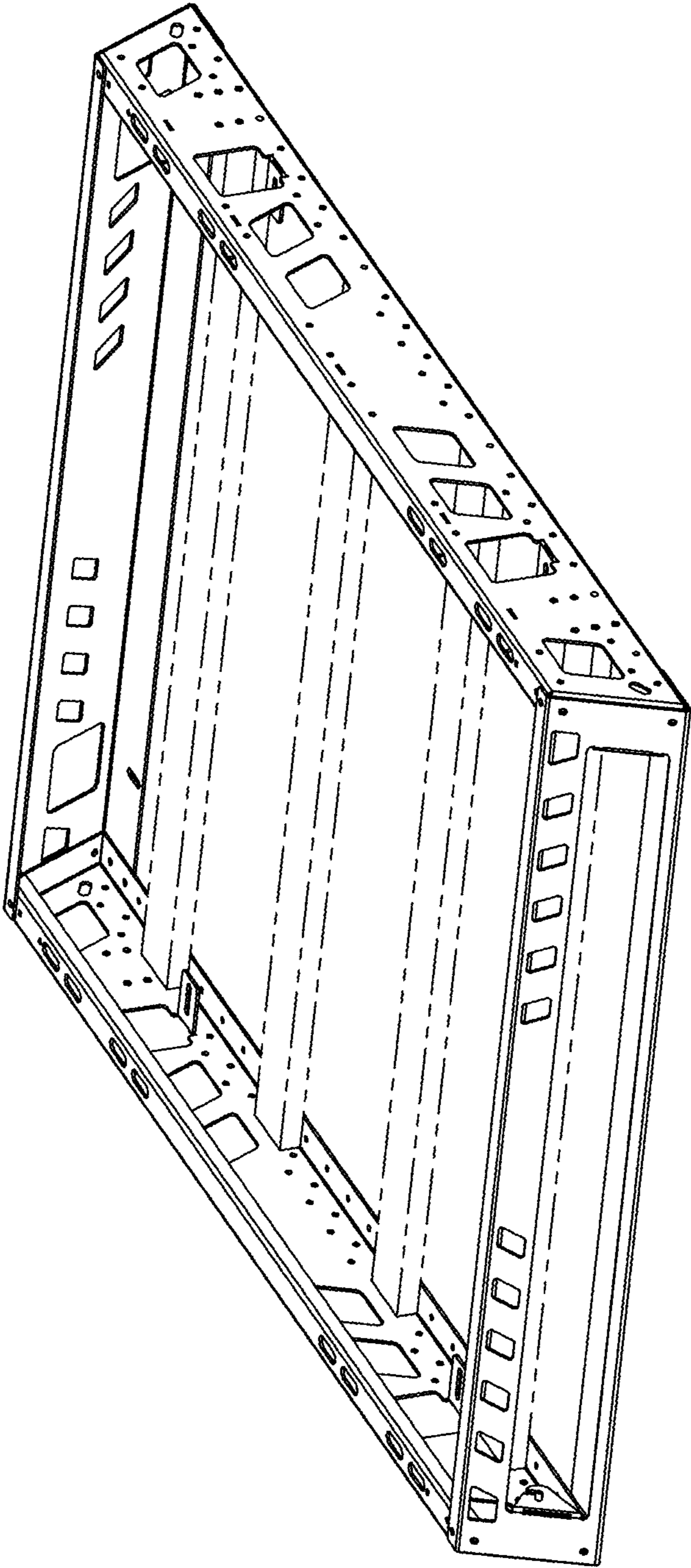


FIG. 1




FIG. 2




FIG. 3

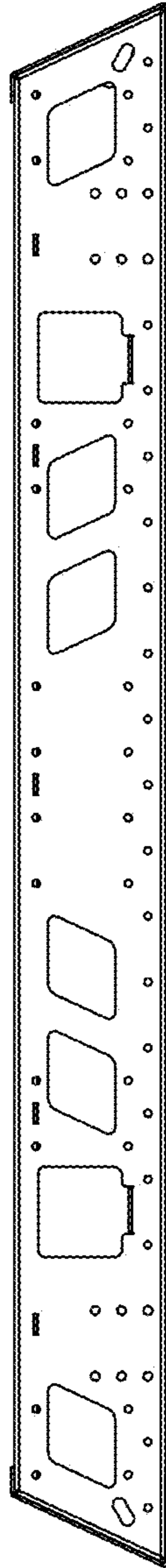


FIG. 4




FIG. 5

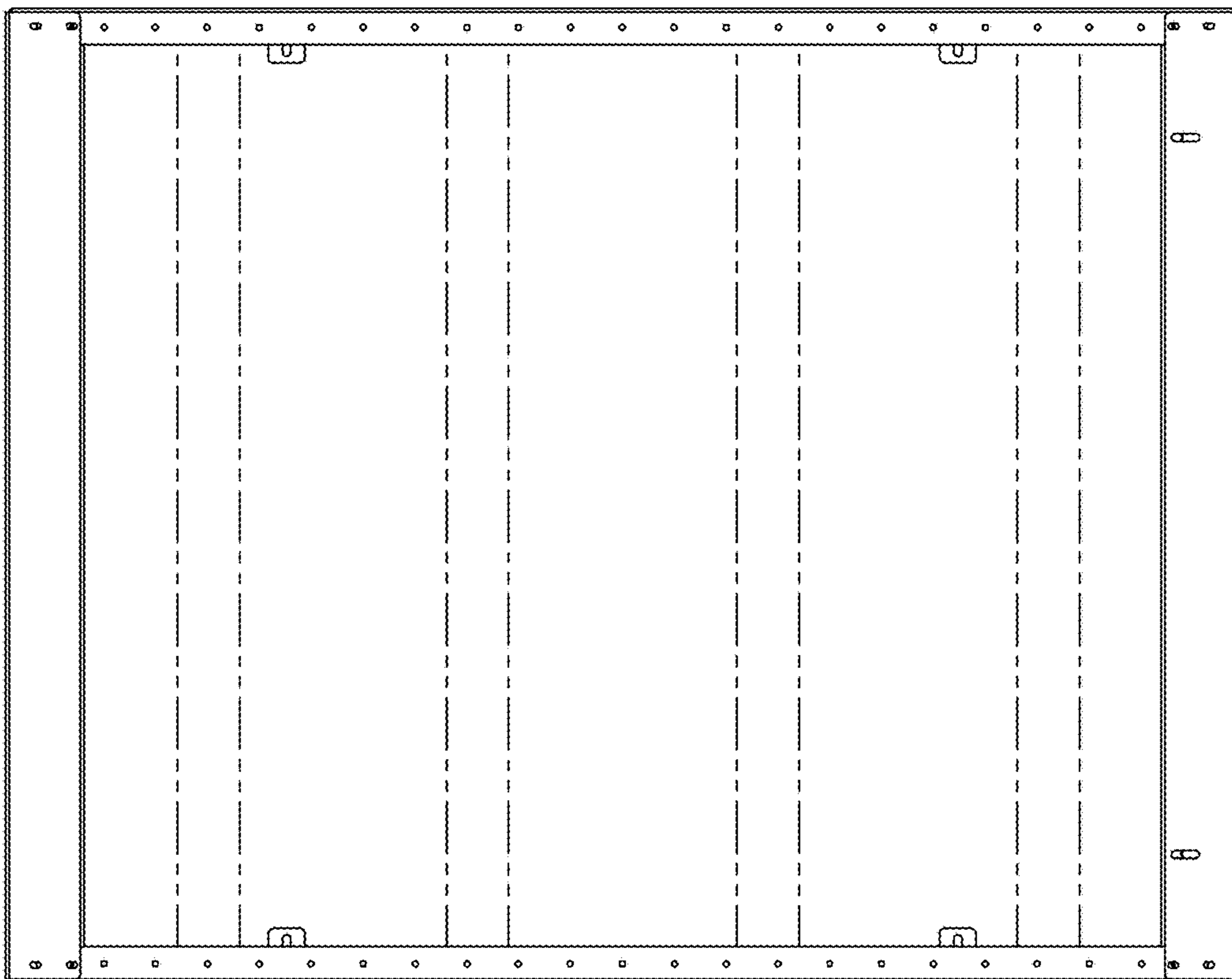


FIG. 6