



US00D772779S

(12) **United States Design Patent**
Fulford et al.

(10) **Patent No.:** **US D772,779 S**

(45) **Date of Patent:** **** Nov. 29, 2016**

- (54) **CREDENZA FOR AIRCRAFT**
- (71) Applicant: **Gulfstream Aerospace Corporation**, Savannah, GA (US)
- (72) Inventors: **Andrew Fulford**, Northville, MI (US); **Aram Kasparian**, Savannah, GA (US)
- (73) Assignee: **Gulfstream Aerospace Corporation**, Savannah, GA (US)

D344,199 S *	2/1994	Stephens	D6/668.2
D542,057 S *	5/2007	Juneau	D6/671.1
D610,829 S *	3/2010	Nelsen	D6/664
D628,138 S *	11/2010	Collins	D12/345
D649,926 S *	12/2011	Tan	D12/345
D664,789 S *	8/2012	Mehran	D6/657
D711,305 S *	8/2014	Pirie	D12/345
D717,081 S *	11/2014	Dworman	D6/657
D732,318 S *	6/2015	Engebretson	D6/657
D738,647 S *	9/2015	Muller	D6/669
2015/0251758 A1 *	9/2015	Vandyke	B62B 3/004 280/47.35

(**) Term: **14 Years**

* cited by examiner

(21) Appl. No.: **29/506,225**

Primary Examiner — Robert M Spear

Assistant Examiner — Marissa J Cash

(22) Filed: **Oct. 14, 2014**

(74) *Attorney, Agent, or Firm* — Lorenz & Kopf, LLP

(51) **LOC (10) Cl.** **12-07**

(LK Global)

(52) **U.S. Cl.**
USPC **D12/345**

(57) **CLAIM**

The ornamental design for a credenza for aircraft, as shown and described.

(58) **Field of Classification Search**
USPC D6/336, 384, 653, 654, 665, 657, 663, D6/672, 573; D7/602, 603, 614; D12/319, D12/323, 325, 336, 345, 192, 423, 415, 416, D12/179, 180, 182; D21/436, 447, 448, D21/449, 453; D14/125–134, 307, 336, 371
CPC B64C 13/04; B64D 11/0007; B64D 11/0015; B64D 11/003; B64D 11/04; B64D 2011/0046; B64D 11/0629; B64B 1/10
See application file for complete search history.

DESCRIPTION

FIG. 1 is a front perspective view of a credenza for aircraft; FIG. 2 is a top view of the credenza; FIG. 3 is a bottom view of the credenza; FIG. 4 is a first side view of the credenza; FIG. 5 is a second side view of the credenza; FIG. 6 is a front view of the credenza; and, FIG. 7 is a back view of the credenza.

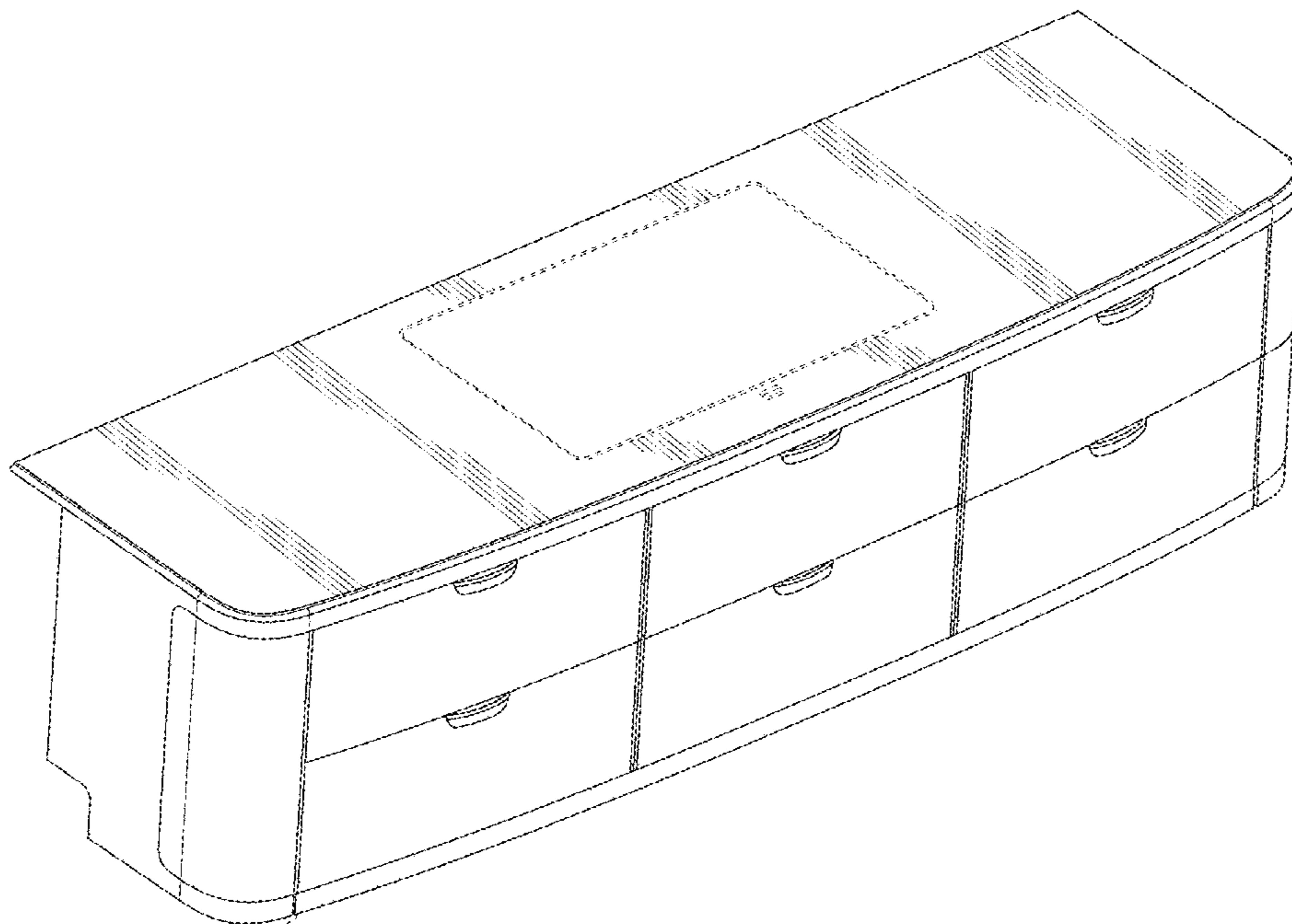
In the drawings, broken lines immediately adjacent shaded surfaces represent boundaries of the claim and form no part thereof; all other broken lines depict unclaimed environmental subject matter and form no part of the claim.

(56) **References Cited**

U.S. PATENT DOCUMENTS

D127,588 S *	6/1941	Owen	312/309
D254,342 S *	3/1980	Sunset	D12/345

1 Claim, 4 Drawing Sheets



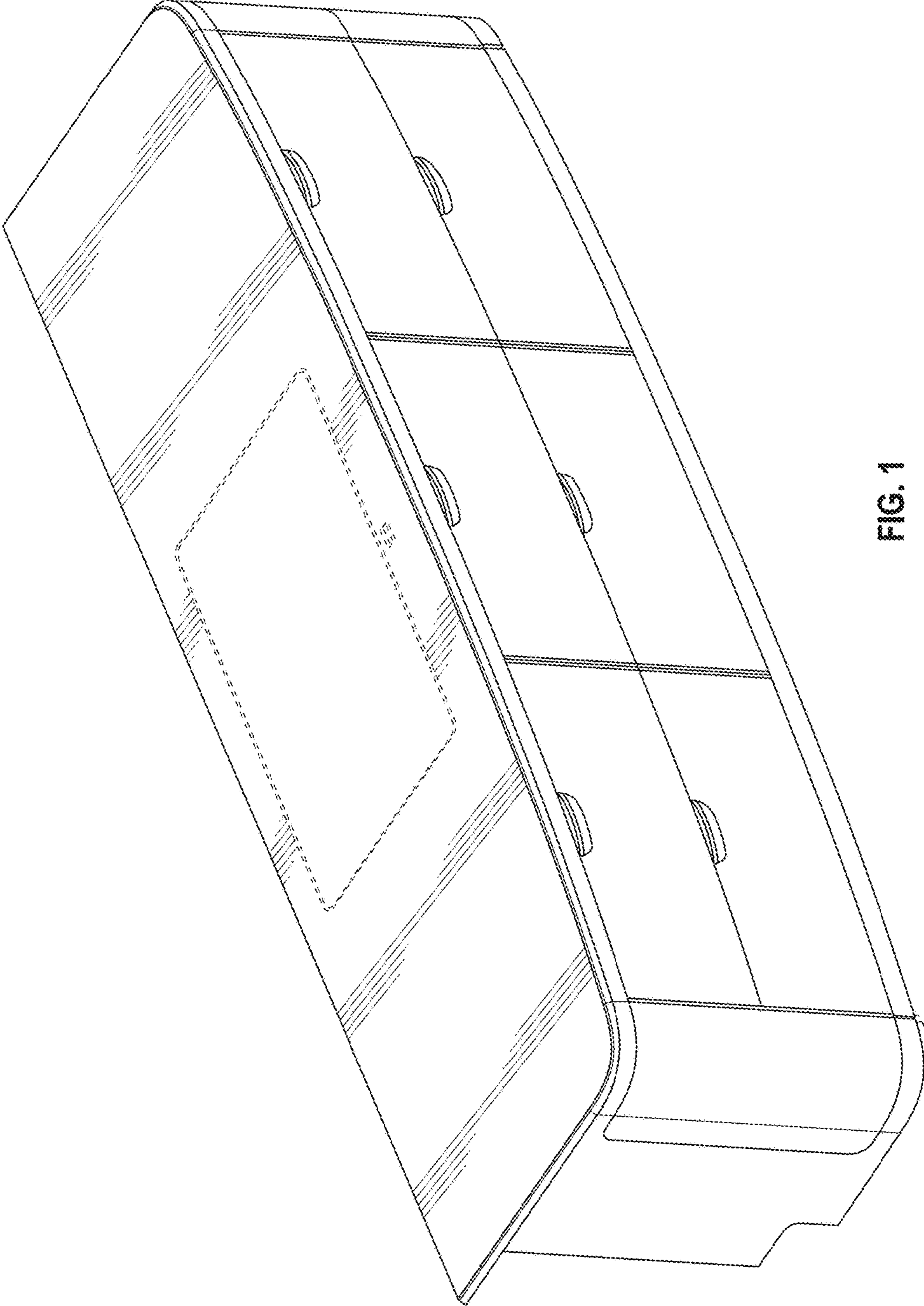


FIG. 1

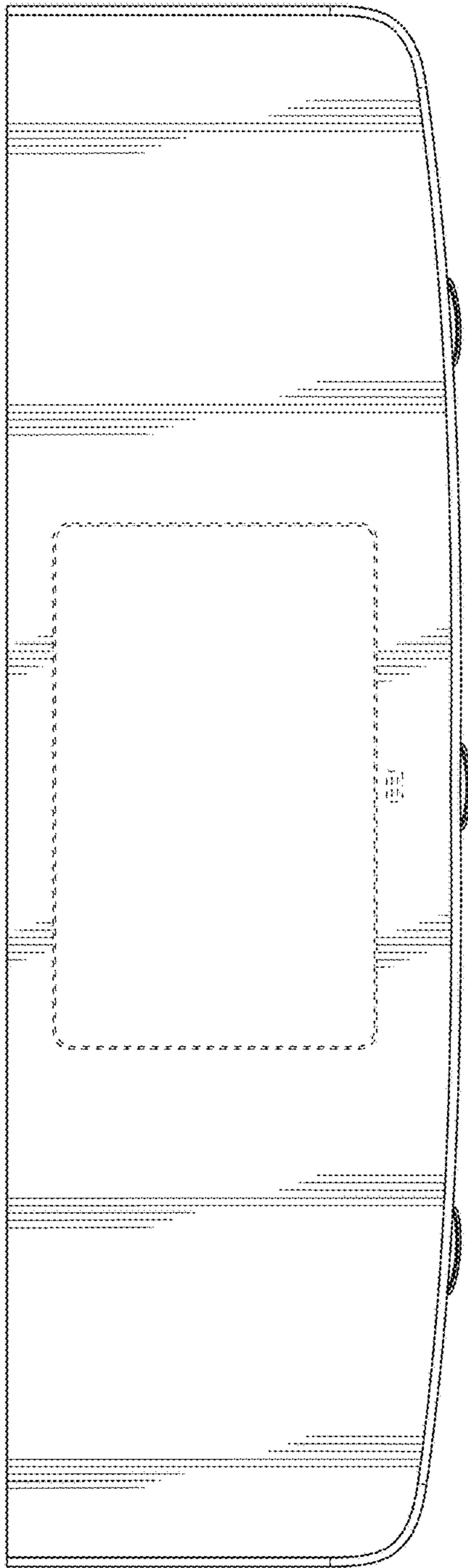


FIG. 2




FIG. 3

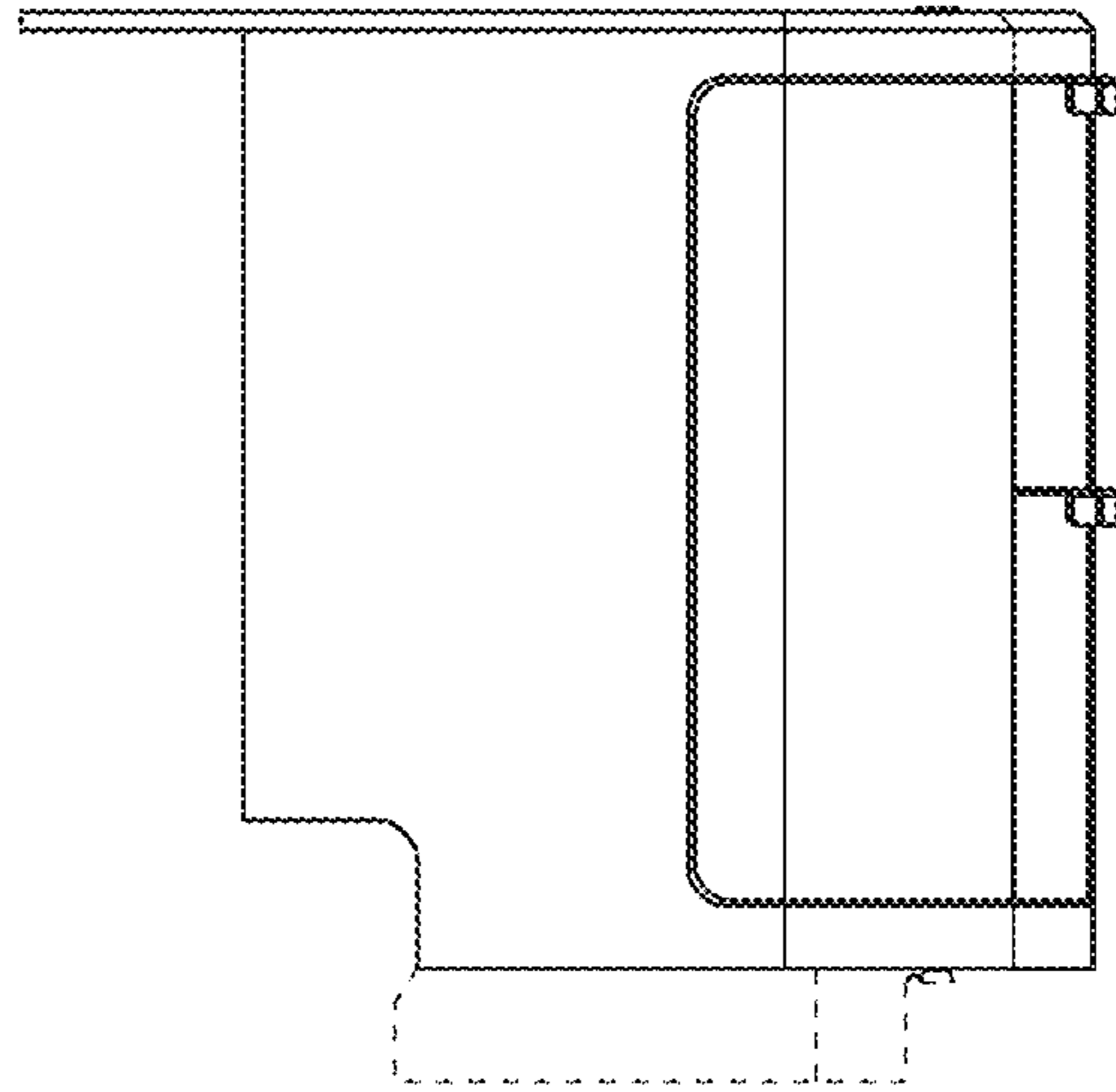


FIG. 4

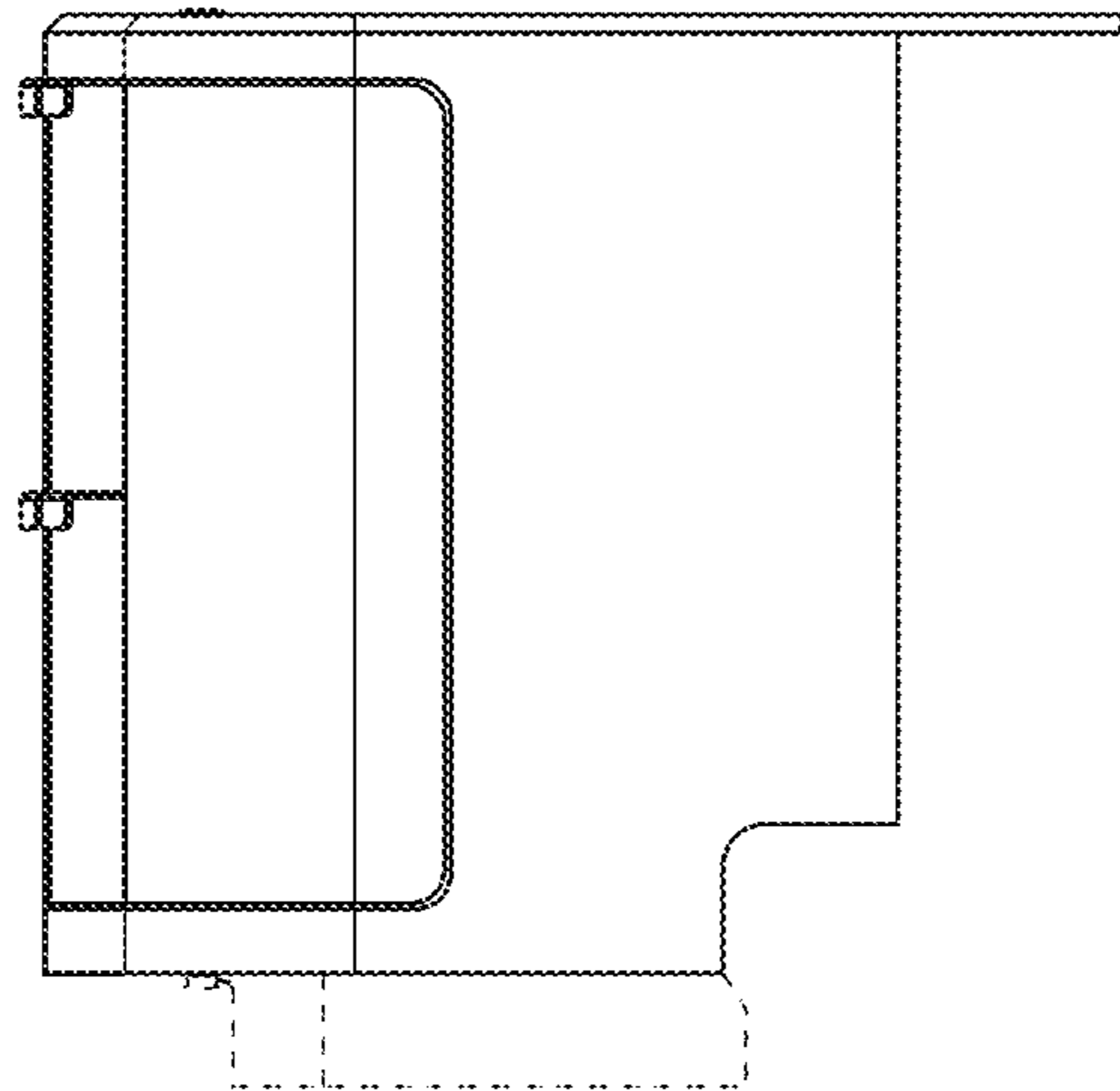


FIG. 5

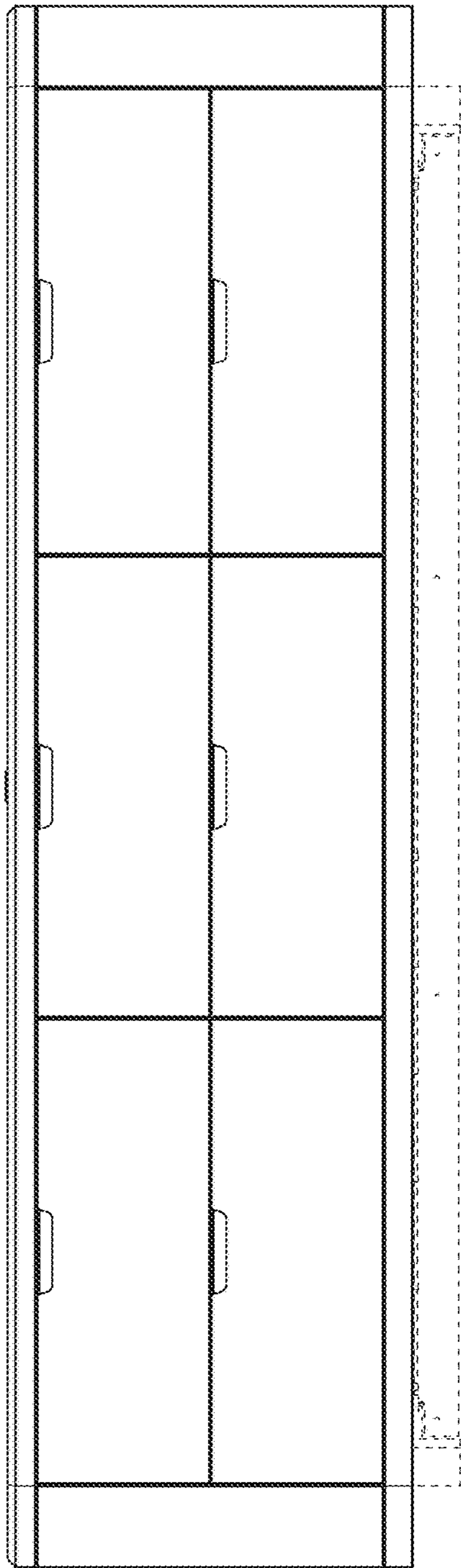


FIG. 6




FIG. 7