

US00D772772S

(12) **United States Design Patent**  
**Frascella**

(10) **Patent No.:** **US D772,772 S**

(45) **Date of Patent:** **\*\* Nov. 29, 2016**

(54) **VEHICLE DOOR**

(71) Applicant: **Jaguar Land Rover Limited**, Coventry (GB)

(72) Inventor: **Massimo Frascella**, Coventry (GB)

(73) Assignee: **Jaguar Land Rover Limited** (GB)

(\*\*) Term: **14 Years**

(21) Appl. No.: **29/515,240**

(22) Filed: **Jan. 21, 2015**

(30) **Foreign Application Priority Data**

Jul. 22, 2014 (EM) ..... 002507228

(51) **LOC (10) Cl.** ..... **12-16**

(52) **U.S. Cl.**  
USPC ..... **D12/196**

(58) **Field of Classification Search**  
USPC ..... D12/86, 90-92, 190, 196; 296/181.1, 296/181.5  
CPC ..... B60J 5/0412; B60J 5/04  
See application file for complete search history.

(56) **References Cited**

**U.S. PATENT DOCUMENTS**

D501,168 S \* 1/2005 Otto ..... D12/196  
D511,128 S \* 11/2005 Nagashima ..... D12/196

D558,658 S \* 1/2008 Leclercq ..... D12/196  
D593,471 S \* 6/2009 Larson ..... D12/196  
D593,918 S \* 6/2009 Larson ..... D12/196  
D617,706 S \* 6/2010 Lamm ..... D12/196  
D659,622 S \* 5/2012 Matsumoto ..... D12/196  
D694,163 S \* 11/2013 Yamada ..... D12/196  
D749,479 S \* 2/2016 Choi ..... D12/196

\* cited by examiner

*Primary Examiner* — Melody N Brown

(74) *Attorney, Agent, or Firm* — Fishman Stewart PLLC


(57) **CLAIM**

The ornamental design for a vehicle door, as shown and described.

**DESCRIPTION**

FIG. 1 is a top perspective view of a vehicle door; FIG. 2 is a side perspective view of a vehicle door; FIG. 3 is a side elevational view of a vehicle door; FIG. 4 is an opposite side elevational view of a vehicle door; FIG. 5 is a front elevational view of a vehicle door; and, FIG. 6 is another front perspective view of a vehicle door in the installed position on a vehicle. Portions of FIG. 6 shown in diagonal lines are for illustrative purposes only and form no part of the claimed design.

**1 Claim, 4 Drawing Sheets**



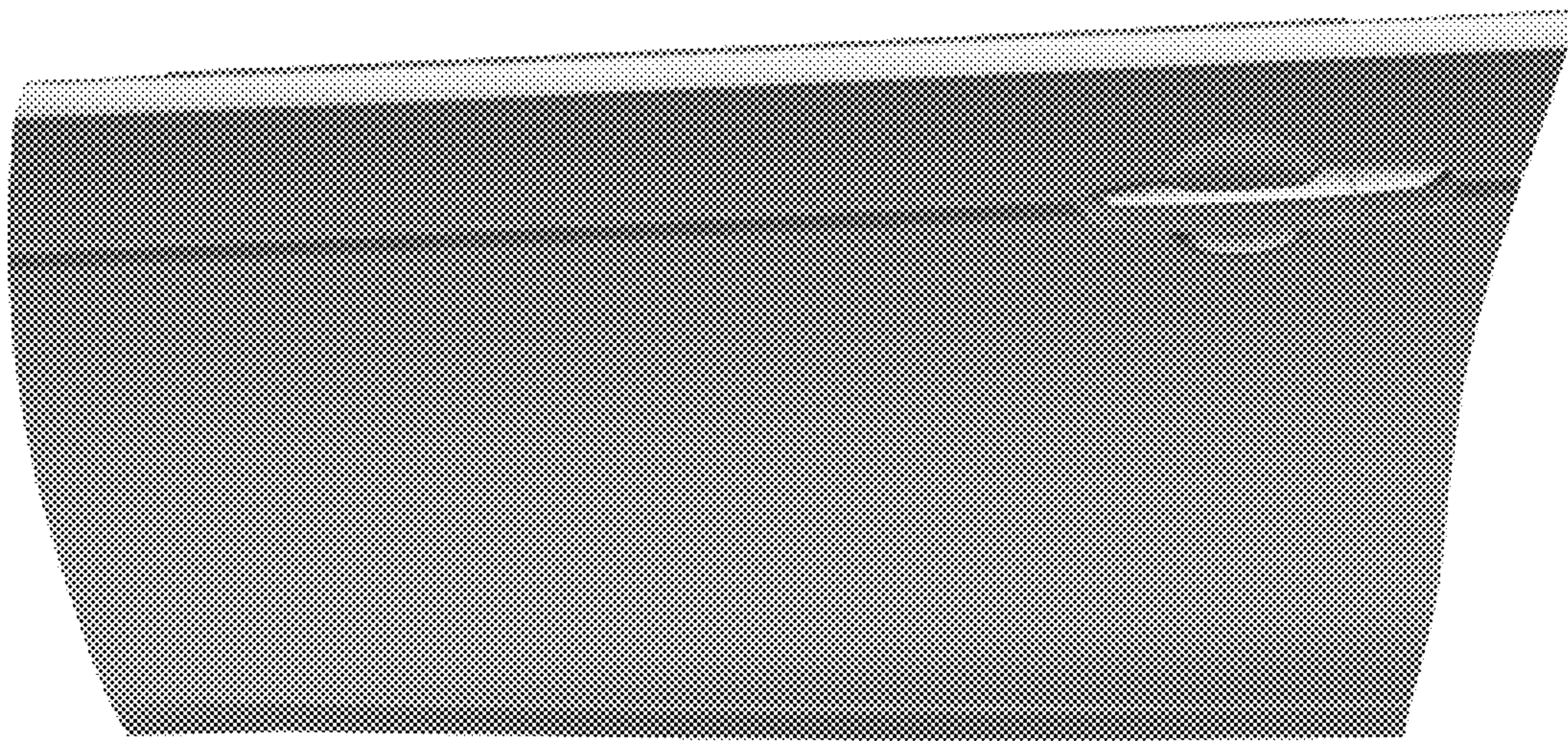


FIG. 1



FIG. 2




FIG. 3

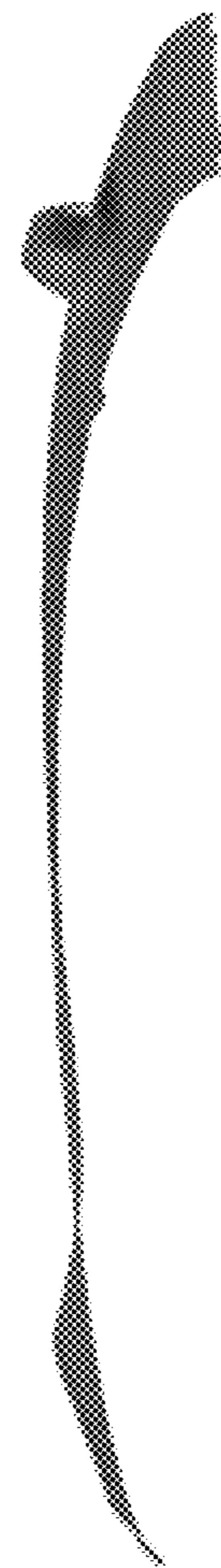


FIG. 4

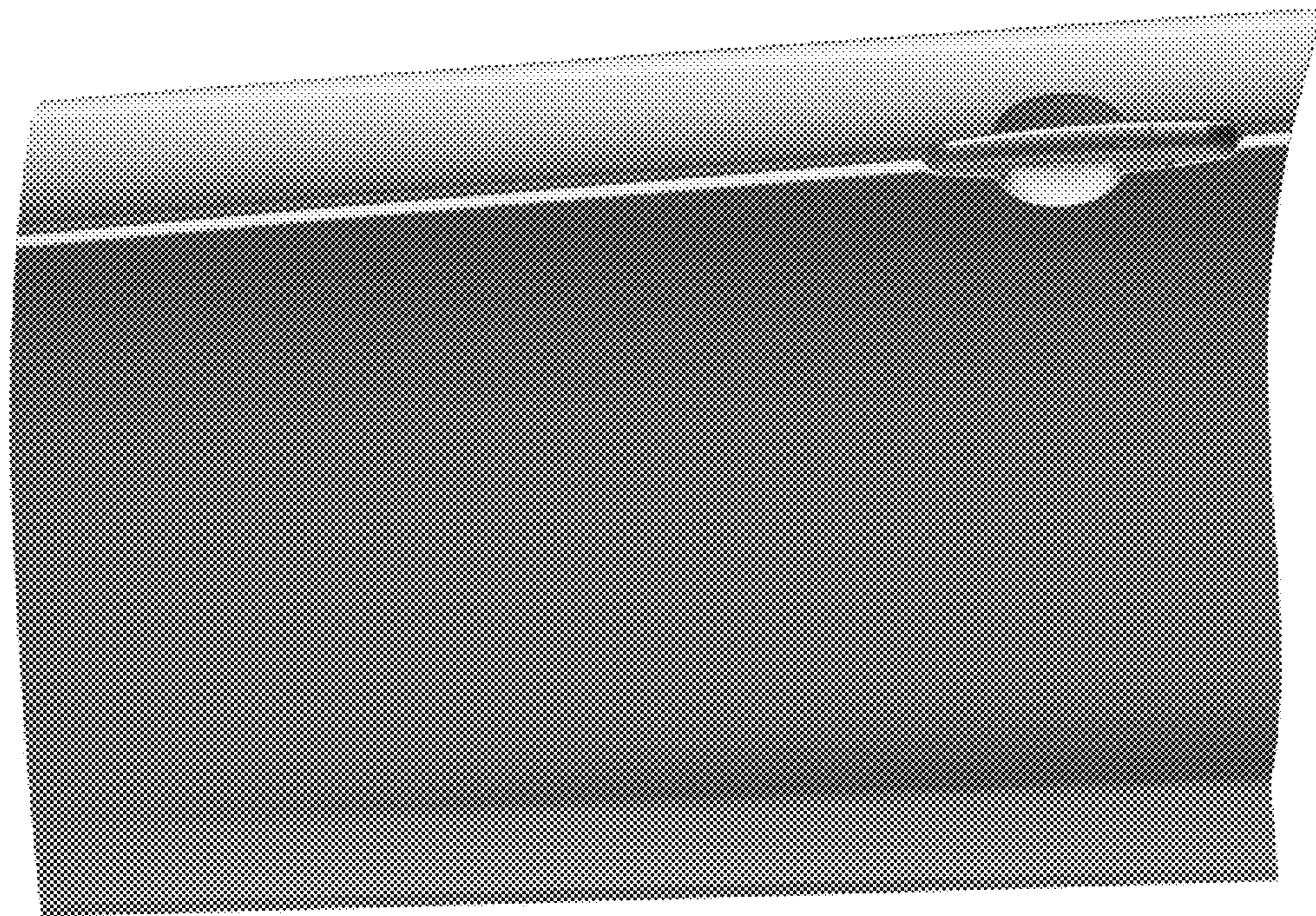


FIG. 5

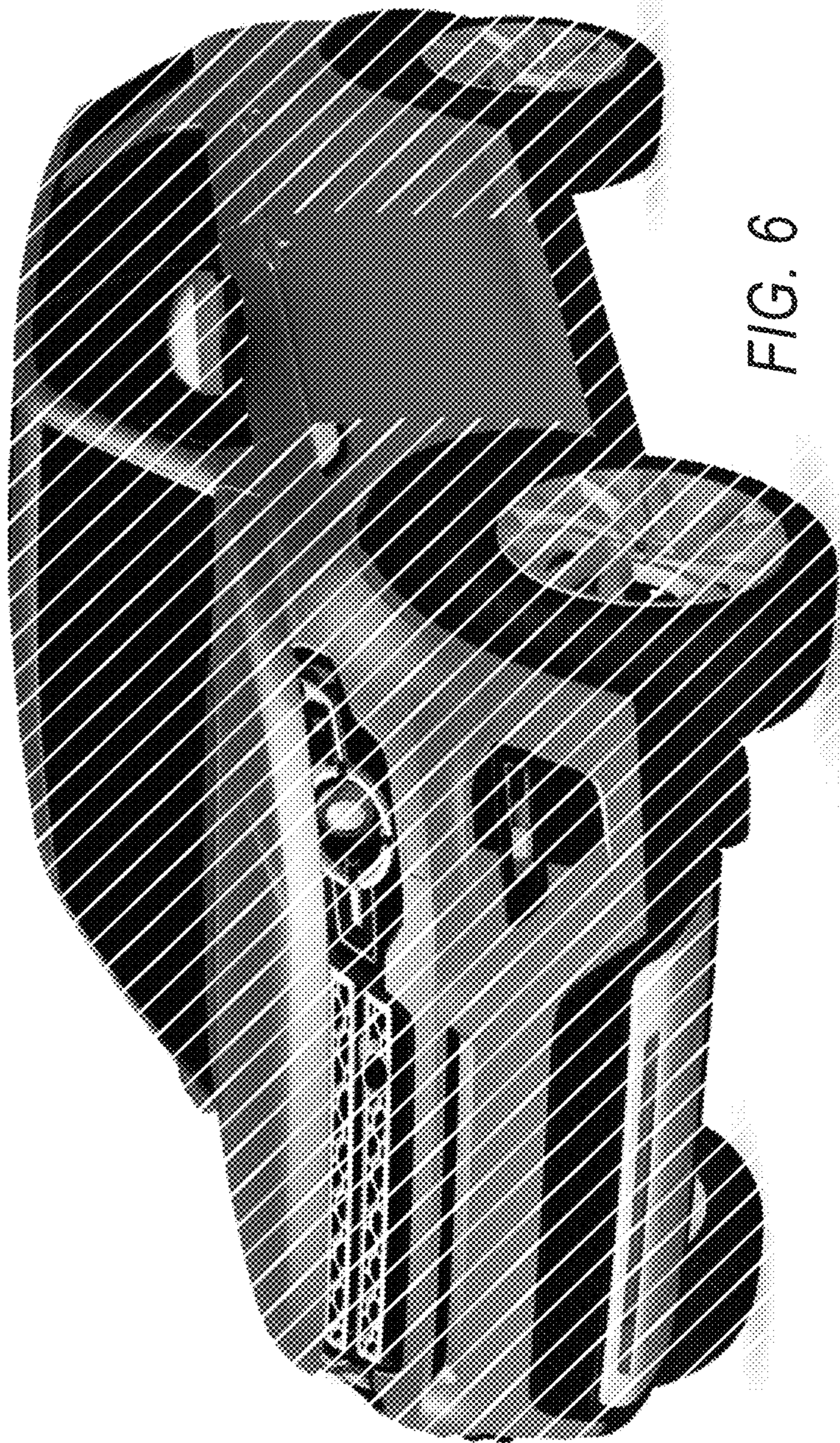


FIG. 6