



US00D772771S

(12) **United States Design Patent**
Battams

(10) **Patent No.:** **US D772,771 S**

(45) **Date of Patent:** **** Nov. 29, 2016**

(54) **PASSENGER VEHICLE ROCKER PANEL**
(71) Applicant: **Jaguar Land Rover Limited**, Coventry
(GB)

(72) Inventor: **Robert Battams**, Coventry (GB)

(73) Assignee: **Jaguar Land Rover Limited** (GB)

(**) Term: **14 Years**

(21) Appl. No.: **29/512,645**

(22) Filed: **Dec. 22, 2014**

(30) **Foreign Application Priority Data**

Jun. 24, 2014 (EM) 002489187

(51) **LOC (10) Cl.** **12-16**

(52) **U.S. Cl.**
USPC **D12/196**

(58) **Field of Classification Search**
USPC D12/86, 90-92, 93, 96, 97, 99, 181,
D12/184, 190, 196, 400, 401; 296/37.7, 56,
296/57.1, 89.11, 89.12, 180.1, 181.1, 181.5,
296/184.1, 185.1, 186.1, 190.01; 180/90,
180/903; 280/727

CPC B62D 25/025
See application file for complete search history.

(56) **References Cited**

U.S. PATENT DOCUMENTS

D135,948 S * 7/1943 Caplan 293/1
D160,548 S * 10/1950 Sheard D12/190
D177,800 S * 5/1956 Exner et al. D12/190

D208,463 S * 9/1967 Swauger D12/190
D259,341 S * 5/1981 Wang D12/190
D315,707 S * 3/1991 Reiser D12/181
5,186,509 A * 2/1993 Tyves F16B 5/126
293/128
5,456,957 A * 10/1995 Jackson B29C 45/1418
156/244.12
5,536,540 A * 7/1996 Borys B60R 13/04
293/128
D386,458 S * 11/1997 Smith D12/167
D433,981 S * 11/2000 Davis D12/196
D478,854 S * 8/2003 Platto D12/196
D574,970 S * 8/2008 Taylor D25/121

* cited by examiner

Primary Examiner — Robert M Spear

Assistant Examiner — Kendra L Hamilton

(74) *Attorney, Agent, or Firm* — Fishman Stewart PLLC

(57) **CLAIM**

The ornamental design for a passenger vehicle rocker panel,
as shown and described.

DESCRIPTION

FIG. 1 is a rear perspective view of a passenger vehicle
rocker panel;

FIG. 2 is a side view of a passenger vehicle rocker panel;

FIG. 3 is a front view of a passenger vehicle rocker panel;


FIG. 4 is a rear view of a passenger vehicle rocker panel;

FIG. 5 is a top view of a passenger vehicle rocker panel; and,

FIG. 6 is a front perspective view of a passenger vehicle
rocker panel in the installed position on vehicle.

Portions of the figure shown with diagonal lines are for
illustrative purposes only and form no part of the claimed
design.

1 Claim, 4 Drawing Sheets






FIG. 1




FIG. 2




FIG. 3




FIG. 4




FIG. 5




FIG. 6