



US00D772753S

(12) **United States Design Patent**
Bresser

(10) **Patent No.:** **US D772,753 S**

(45) **Date of Patent:** **** Nov. 29, 2016**

(54) **CROSS-SHAPED JEWELRY**

(71) Applicant: **Mona Jones, LLC**, Waupun, WI (US)

(72) Inventor: **Kate Bresser**, Waupun, WI (US)

(73) Assignee: **Mona Jones, LLC**, Waupun, WI (US)

(**) Term: **15 Years**

(21) Appl. No.: **29/542,605**

(22) Filed: **Oct. 15, 2015**

(51) **LOC (10) Cl.** **11-03**

(52) **U.S. Cl.**
USPC **D11/96**

(58) **Field of Classification Search**

USPC D11/95-116, 121, 131, 140, 157, 79,
D11/81, 89, 90, 65; 63/1.11, 1.12, 1.13,
63/1.14, 1.16, 1.18, 13, 14.1, 35, 39, 19;
D99/17, 23, 25, 27, 30; 428/3; D8/348;
D3/211; D6/674; D14/203.2, 223
CPC A44C 15/001; A44C 9/0053; A44C
15/0015; A44C 1/00; A44C 15/00; A44C
7/00; A44C 25/004; A44C 5/0092; A44C
11/002; A47G 33/02

See application file for complete search history.

(56) **References Cited**

U.S. PATENT DOCUMENTS

D216,371 S * 12/1969 Winchell D11/81
D249,899 S * 10/1978 Nally D11/96

D416,513 S * 11/1999 Tavone D11/96
D580,815 S * 11/2008 Powell D11/96
D619,926 S * 7/2010 Letney D11/157
D623,229 S * 9/2010 Ray D19/65
D637,107 S * 5/2011 Baker D11/96
D638,741 S * 5/2011 Barbalace D11/96
D647,138 S * 10/2011 Ray D19/65
D664,887 S * 8/2012 Courtney D11/96
D665,554 S * 8/2012 Ikezawa D99/27

* cited by examiner

Primary Examiner — T. Chase Nelson

Assistant Examiner — Mark Cavanna

(74) *Attorney, Agent, or Firm* — Boyle Fredrickson S.C.

(57) **CLAIM**

The ornamental design for cross-shaped jewelry, as shown and described.

DESCRIPTION

FIG. 1 is a top and front perspective view of a cross-shaped jewelry showing my new design;

FIG. 2 is a top view of the jewelry show in FIG. 1;

FIG. 3 is a bottom view of the jewelry show in FIG. 1;

FIG. 4 is a left side view of the jewelry show in FIG. 1;

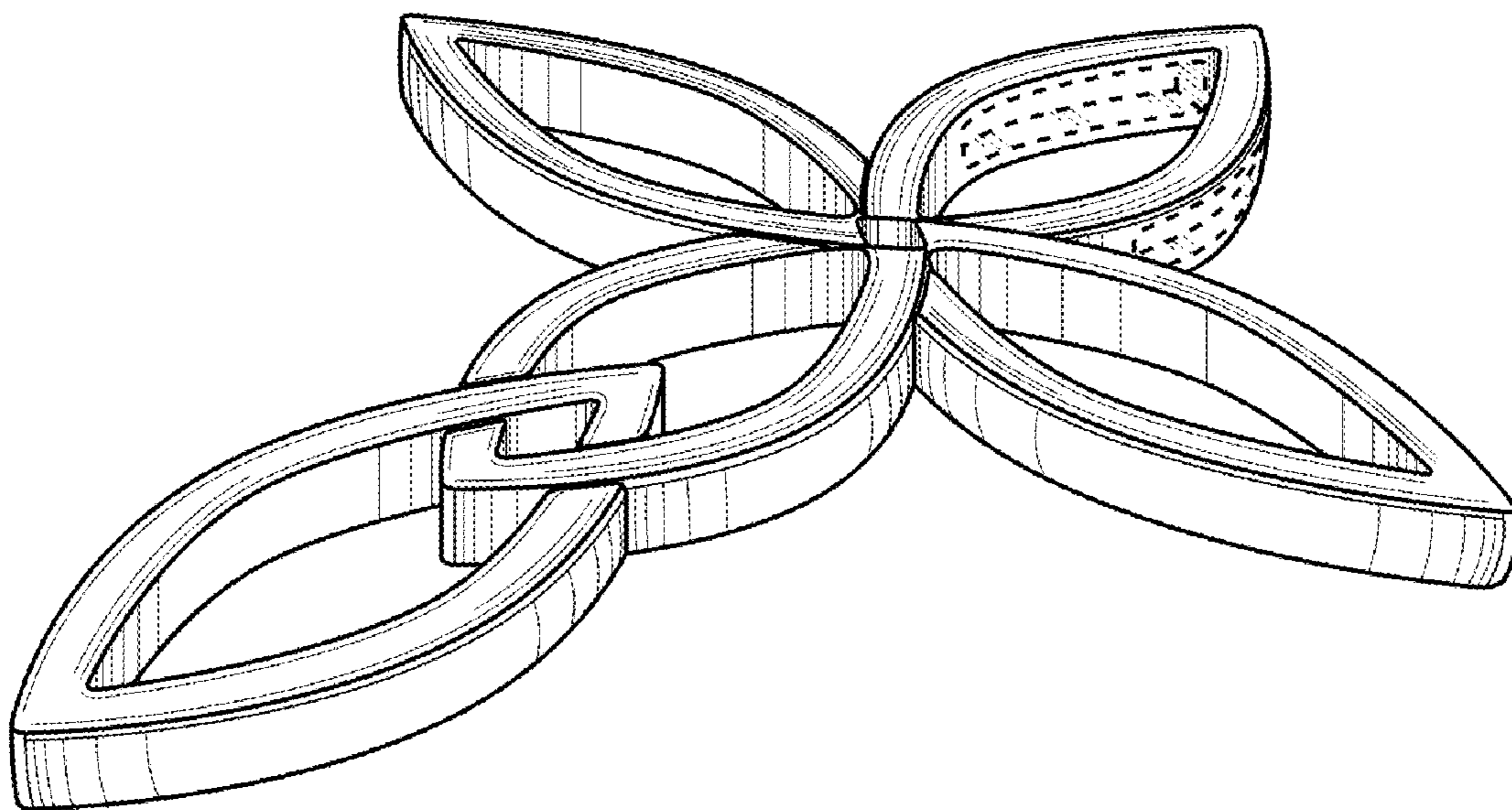
FIG. 5 is a right side view of the jewelry show in FIG. 1;

FIG. 6 is a back view of the jewelry show in FIG. 1; and,

FIG. 7 is a front view of the jewelry show in FIG. 1.

The dashed lines in FIGS. 1 and 4-6 are for purposes of illustrating portions of the cross-shaped jewelry that form no part of the claimed design.

1 Claim, 4 Drawing Sheets



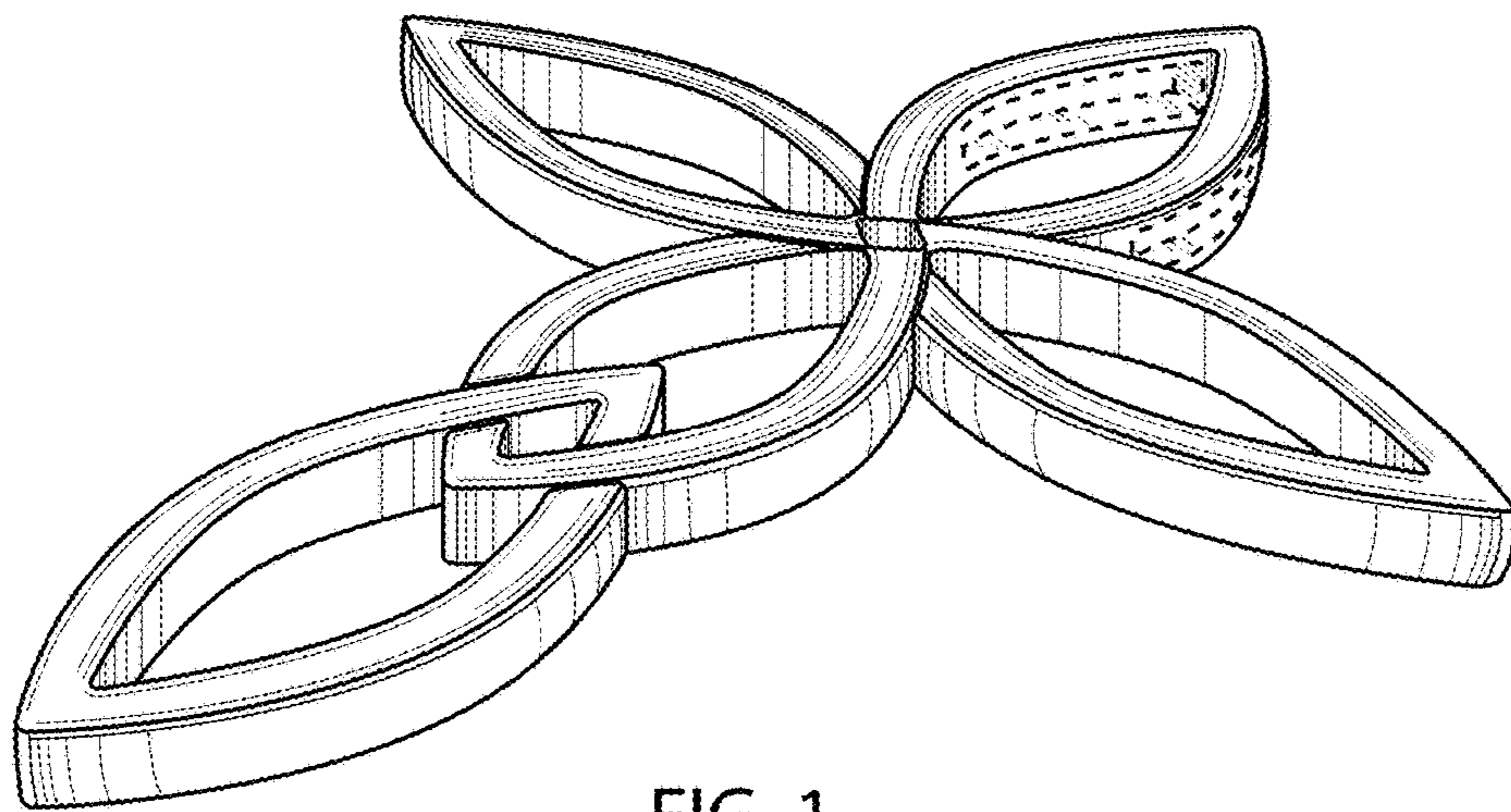


FIG. 1

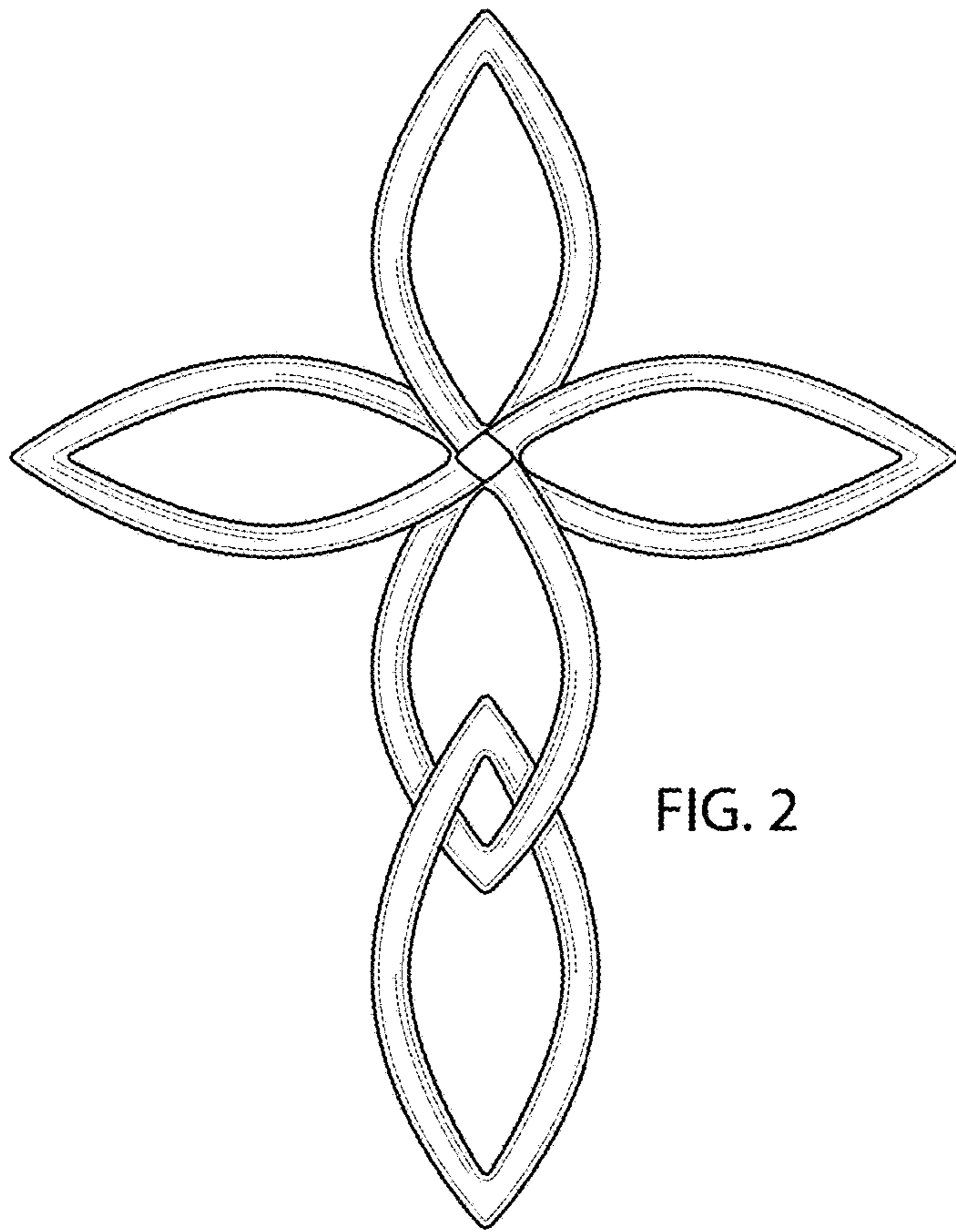


FIG. 2

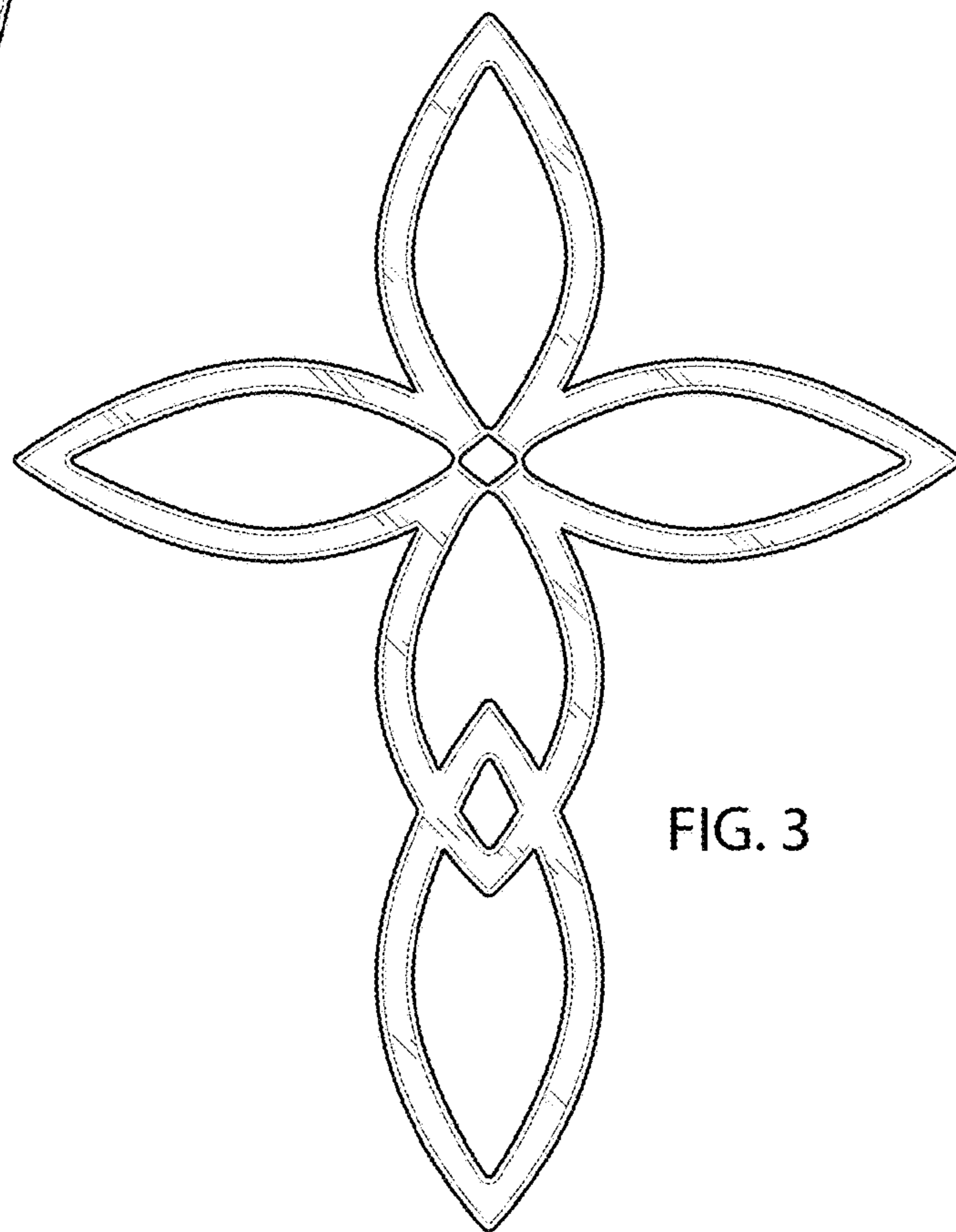


FIG. 3

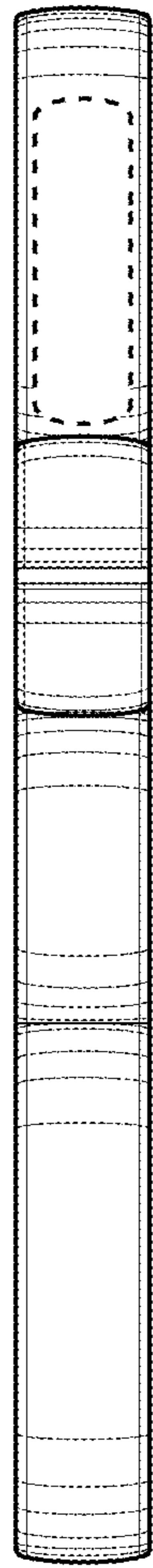


FIG. 4

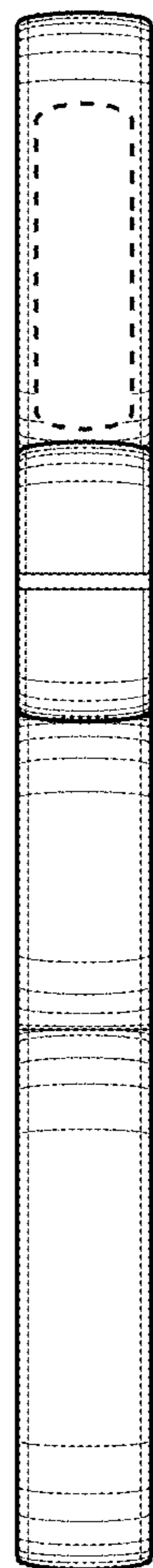


FIG. 5

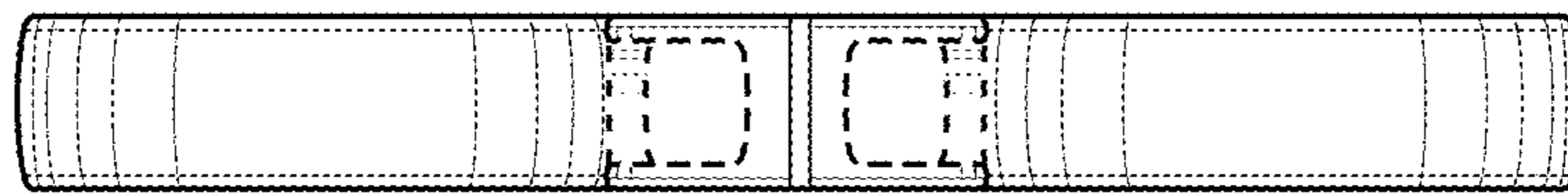


FIG. 6

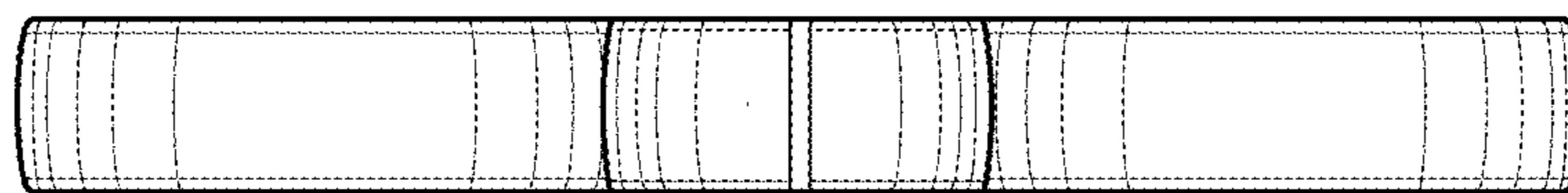


FIG. 7