



US00D772717S

(12) **United States Design Patent**
Peacock

(10) **Patent No.:** **US D772,717 S**

(45) **Date of Patent:** **** Nov. 29, 2016**

(54) **CONTAINER**

(71) Applicant: **GRAHAM PACKAGING COMPANY, L.P.**, York, PA (US)

(72) Inventor: **April M. Peacock**, Manchester, PA (US)

(73) Assignee: **GRAHAM PACKAGING COMPANY, L.P.**, York, PA (US)

(**) Term: **15 Years**

(21) Appl. No.: **29/538,030**

(22) Filed: **Aug. 31, 2015**

(51) **LOC (10) Cl.** **09-01**

(52) **U.S. Cl.**
USPC **D9/538**; D9/516; D9/552

(58) **Field of Classification Search**
USPC D9/682, 686-687, 689, 691-694, 725, D9/763, 772-773, 775, 779, 516, 519, D9/521-522, 526, 529-530, 537-543, D9/549-550, 552, 226, 559-561, 565, 571, D9/574-575; 215/379, 381-385; 220/660, 220/669, 675

See application file for complete search history.

(56) **References Cited**

U.S. PATENT DOCUMENTS

D15,593 S	*	12/1884	Stickney	D9/565 X
D20,059 S		7/1890	Irwin		
D66,788 S	*	3/1925	Curran	D9/552 X
D101,483 S		10/1936	Mott		
D101,810 S		11/1936	Fuerst		
D116,017 S	*	8/1939	Buckingham	D9/552 X
D124,328 S		12/1940	Nagle		
D135,569 S	*	4/1943	Buckingham	D9/552 X
D144,500 S	*	4/1946	Frederics	D9/565 X
D162,254 S		2/1951	Steuer		
D168,523 S		12/1952	Sittason		
D169,957 S		7/1953	Berkowitz		
D178,917 S		10/1956	England et al.		
D179,507 S		1/1957	Barbiers		

D183,294 S	*	7/1958	Guedes	D9/552
D187,345 S	*	3/1960	Fuerst	D9/552
D190,835 S		7/1961	Fuerst		
D197,905 S		4/1964	Freidman et al.		
D212,276 S		9/1968	Lodding et al.		
D216,361 S		12/1969	Pappas		
D250,574 S	*	12/1978	Boyle	D9/537
D264,434 S		5/1982	Pettengill		
D265,971 S	*	8/1982	Kaufmann	D9/552
D305,984 S		2/1990	Alberghini et al.		
D306,261 S	*	2/1990	Rader	D9/552 X
D319,183 S	*	8/1991	Halm	D7/591
D319,581 S	*	9/1991	Halm	D7/591

(Continued)

OTHER PUBLICATIONS

U.S. Appl. No. 29/538,023, filed Aug. 31, 2015.

(Continued)

Primary Examiner — Carol P Rademaker

(74) *Attorney, Agent, or Firm* — Baker Botts L.L.P.

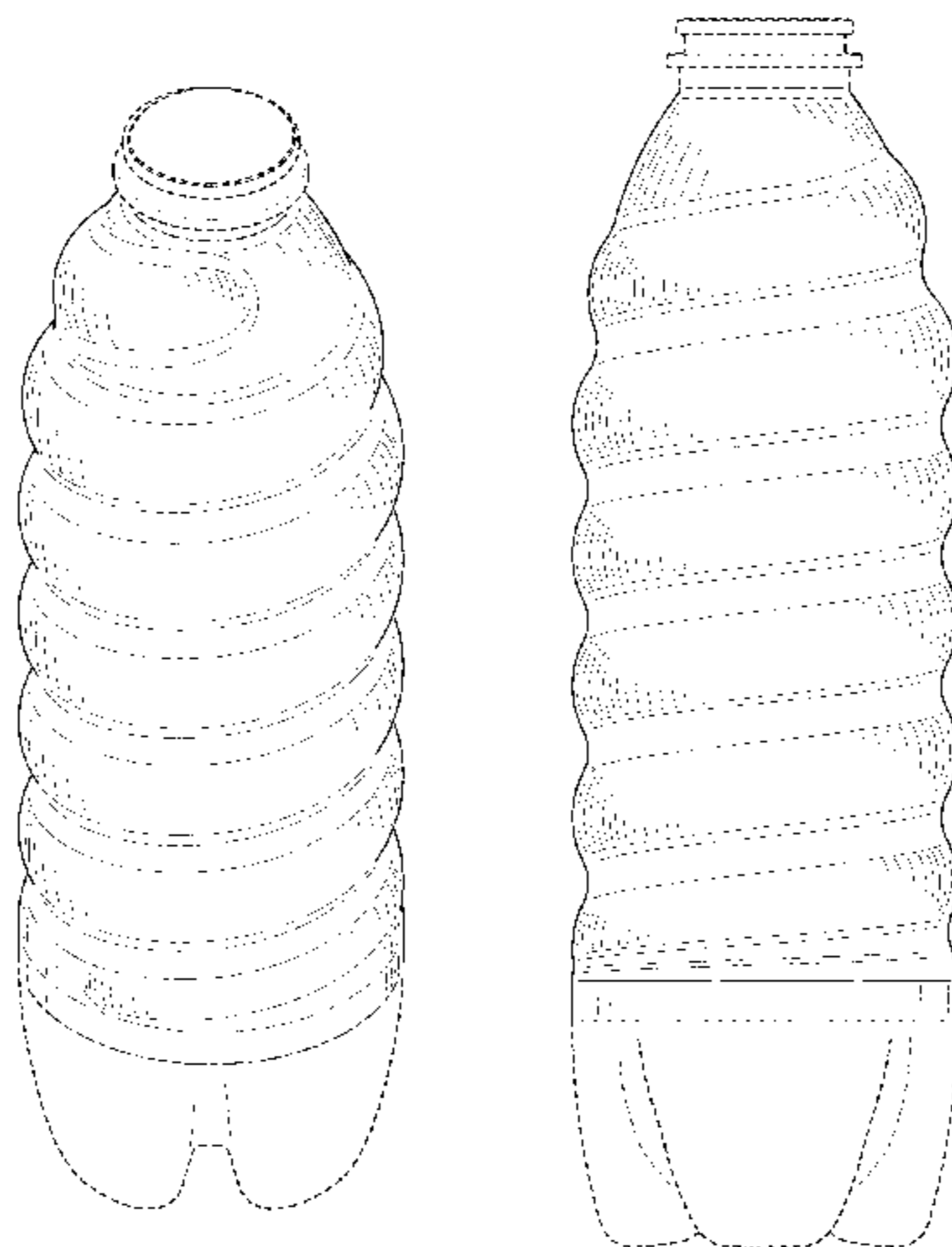
(57) **CLAIM**

The ornamental design for a container, as shown and described.

DESCRIPTION

FIG. 1 is a top, front, right side perspective view of a container showing our new design; FIG. 2 is a front elevational view thereof; FIG. 3 is a rear elevational view thereof; FIG. 4 is a left side elevational view thereof; FIG. 5 is a right side elevational view thereof; FIG. 6 is a top plan view thereof; and, FIG. 7 is a bottom plan view thereof. The dot-dash-dot-dash type broken line shown in the drawings represent the boundaries of the claimed design. The dot-dot-dot-dot type broken line shown in the drawings are included for the purpose of illustrating portions of the container that form no part of the claimed design.

1 Claim, 6 Drawing Sheets



(56)

References Cited

U.S. PATENT DOCUMENTS

D358,547 S 5/1995 Darr
 D376,035 S * 11/1996 Boucheron D9/552 X
 D387,284 S 12/1997 Briggs et al.
 D403,244 S * 12/1998 Van Dyk D9/538
 D404,651 S 1/1999 Warner et al.
 D406,065 S 2/1999 Cheng
 D415,964 S * 11/1999 Manderfield, Jr. D9/530
 D420,284 S * 2/2000 Sagel D9/552 X
 D429,156 S 8/2000 Williams et al.
 D430,493 S * 9/2000 Weick D9/537
 D435,219 S 12/2000 Williams et al.
 D443,519 S 6/2001 Warner et al.
 D447,422 S * 9/2001 Peek D9/574 X
 D450,590 S * 11/2001 Van Dyk D9/552
 D457,066 S * 5/2002 Weick D9/538 X
 D522,873 S 6/2006 Forget
 D562,146 S * 2/2008 Zboch D9/565 X

D567,098 S 4/2008 Sequeira
 D573,883 S * 7/2008 Zboch D9/516
 D594,344 S 6/2009 Walsh et al.
 D614,963 S * 5/2010 Arnell D9/537
 D618,110 S * 6/2010 Arnell D9/538 X
 D619,897 S * 7/2010 Arnell D9/516
 D657,683 S 4/2012 Oommen et al.
 D664,437 S 7/2012 Barel
 D697,411 S * 1/2014 Stern D9/516

OTHER PUBLICATIONS

U.S. Appl. No. 29/538,038, filed Aug. 31, 2015.
 U.S. Appl. No. 29/538,043, filed Aug. 31, 2015.
 U.S. Appl. No. 29/538,048, filed Aug. 31, 2015.
 U.S. Appl. No. 29/538,052, filed Aug. 31, 2015.
 U.S. Appl. No. 29/538,048, Sep. 16, 2016 Non-Final Office Action.

* cited by examiner




FIG. 1

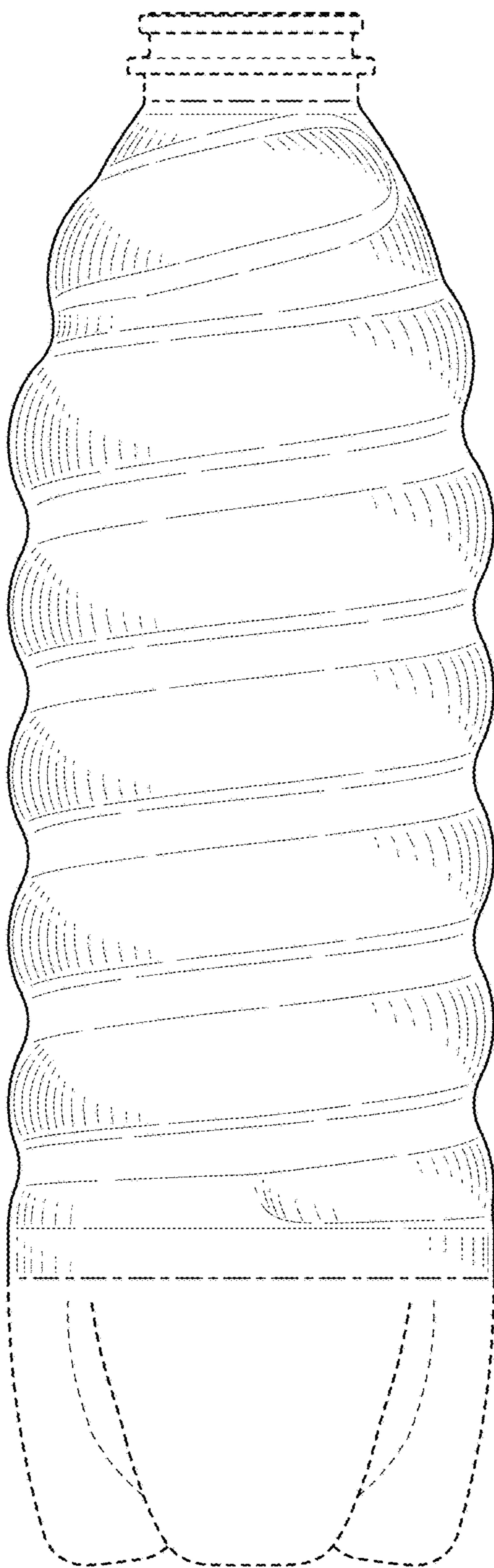


FIG. 2

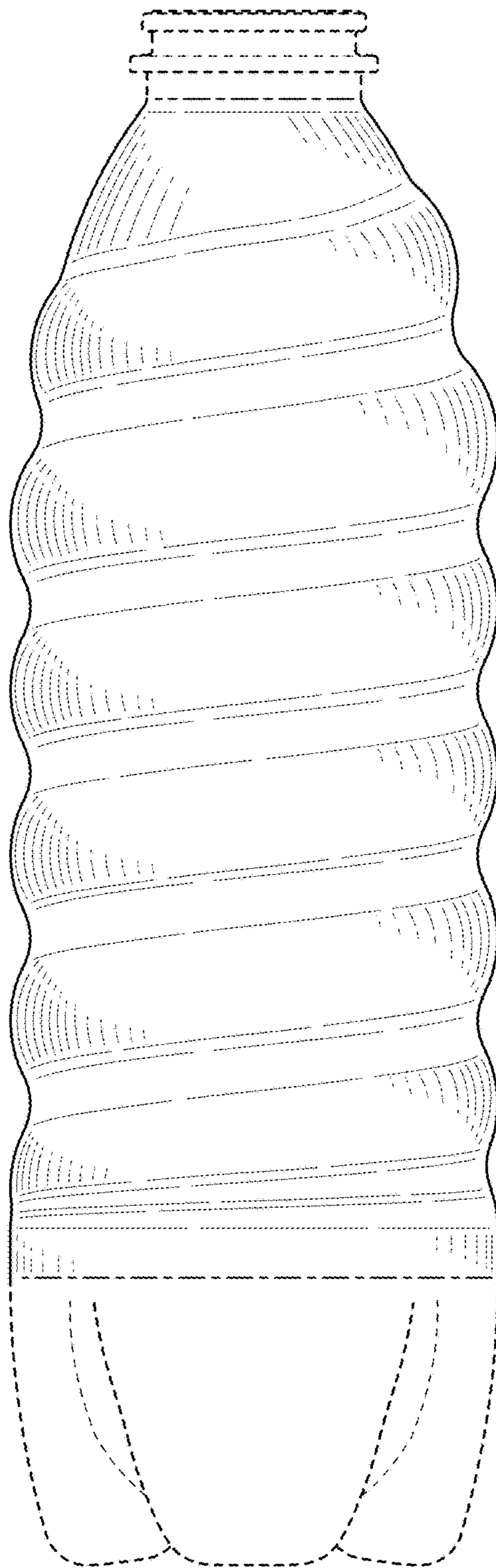


FIG. 3

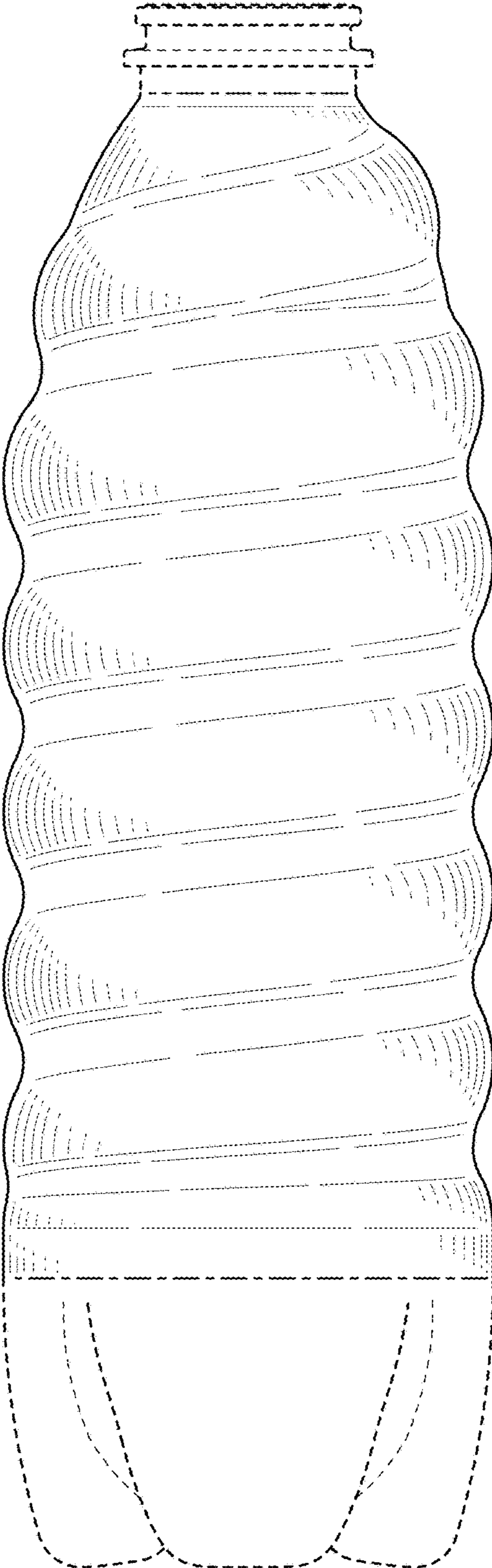


FIG. 4

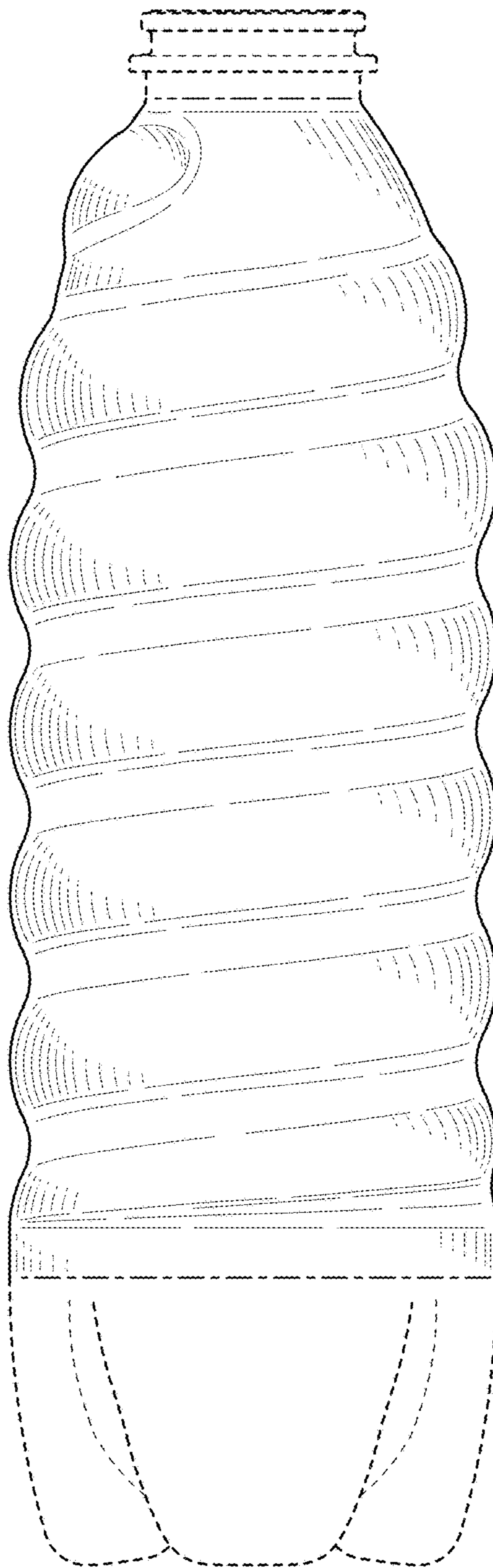


FIG. 5

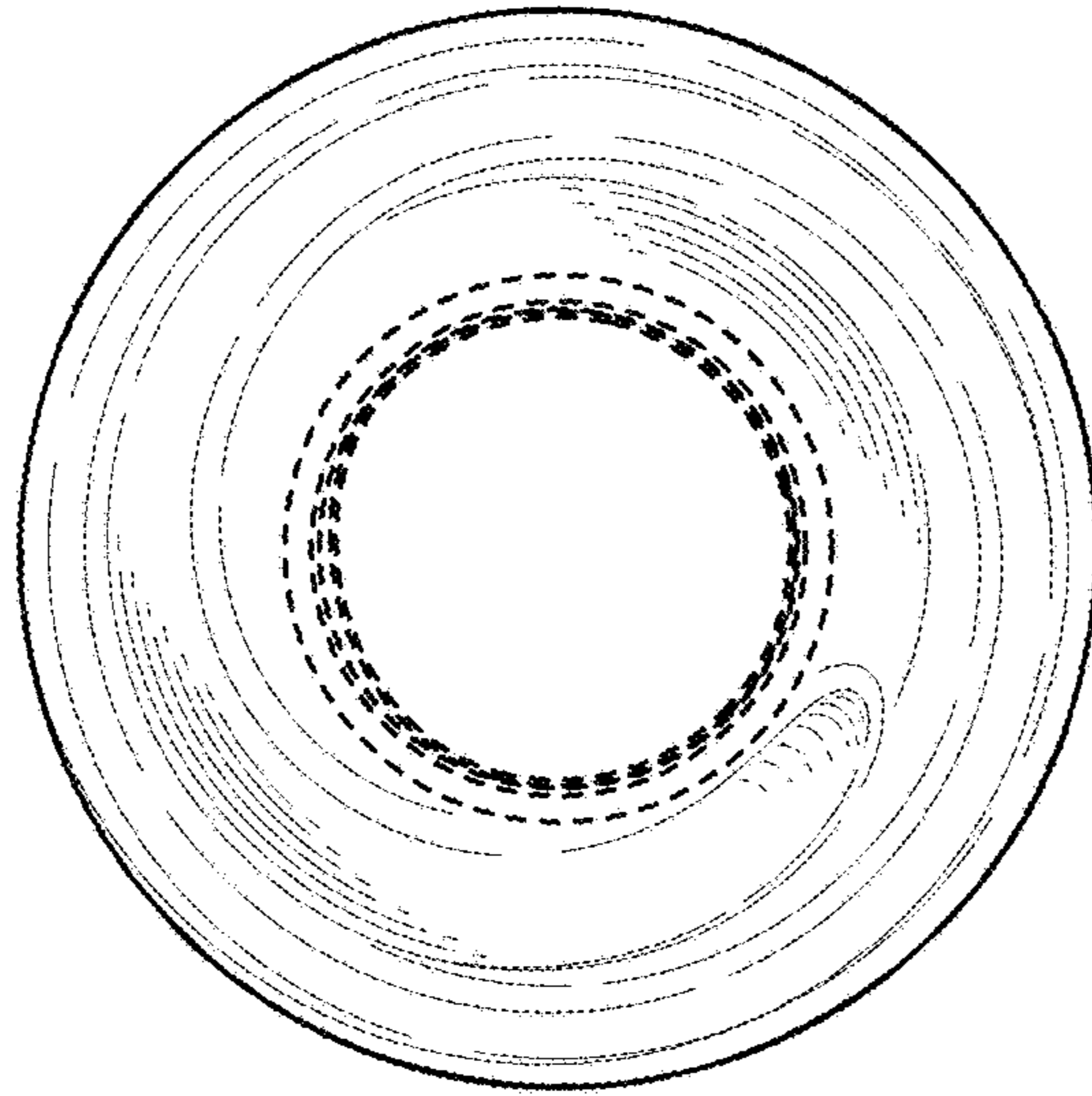


FIG. 6

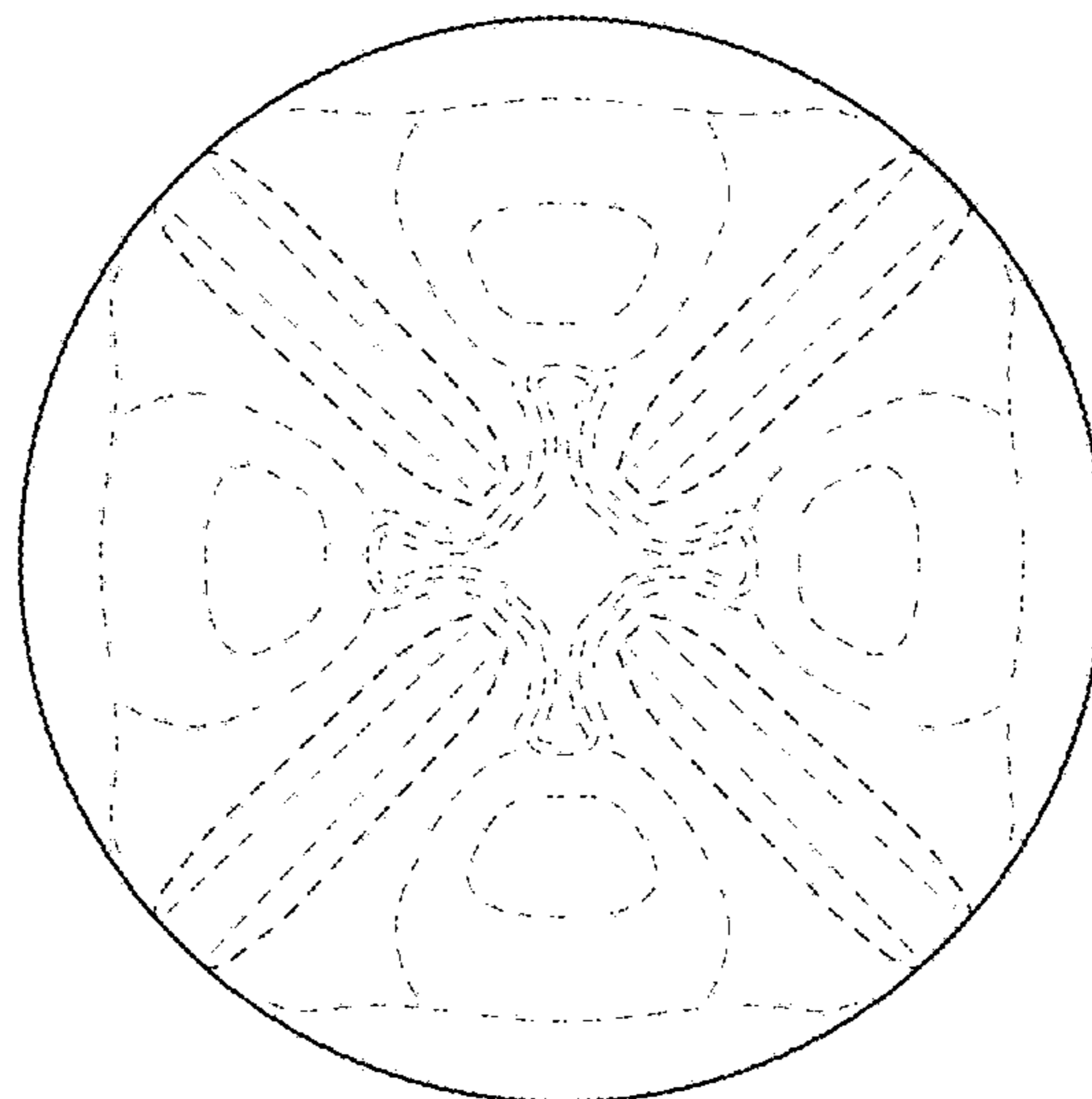


FIG. 7