



US00D772716S

(12) **United States Design Patent** (10) **Patent No.:** **US D772,716 S**
Junkel et al. (45) **Date of Patent:** **** Nov. 29, 2016**

(54) **BOTTLE**
(71) Applicant: **O2Cool, LLC**, Chicago, IL (US)
(72) Inventors: **Eric F. Junkel**, Mount Prospect, IL (US); **Michael Ksiazek**, Burr Ridge, IL (US)
(73) Assignee: **O2COOL, LLC**, Chicago, IL (US)
(**) Term: **15 Years**
(21) Appl. No.: **29/532,061**

(22) Filed: **Jul. 1, 2015**
(51) **LOC (10) Cl.** **09-01**
(52) **U.S. Cl.**
USPC **D9/530**; D9/561
(58) **Field of Classification Search**
USPC D9/682, 686-687, 689, 691-694, 725, D9/763, 772-773, 775, 779, 516, 519, D9/521-522, 526, 529-530, 537-543, D9/549-550, 552, 226, 559-561, 565, 571, D9/574-575; 215/379, 381-385; 220/660, 220/669, 675

See application file for complete search history.

(56) **References Cited**

U.S. PATENT DOCUMENTS

D85,067 S *	9/1931	Sterrett	D9/561
D205,636 S *	8/1966	Linn, Jr.	D9/543 X
D253,032 S *	10/1979	White	D9/561 X
D284,839 S *	7/1986	Biesecker	D9/561
5,866,419 A *	2/1999	Meder	C12M 23/08 215/382
D449,524 S *	10/2001	Kieras	D9/559 X
D468,210 S *	1/2003	Joubert	D9/529
D478,819 S *	8/2003	Pfaeffli	D9/559 X
D493,364 S *	7/2004	Papiernik	D9/687
D520,374 S *	5/2006	Herrmann	D9/561
D526,211 S *	8/2006	Blasko	D9/693

D527,277 S *	8/2006	Blasko	D9/693
D544,368 S *	6/2007	Blasko	D9/693
D547,193 S *	7/2007	Blasko	D9/529
D558,579 S *	1/2008	Blasko	D9/529
D584,960 S *	1/2009	Sherwood	D9/686
D598,295 S *	8/2009	Miceli	D9/561
D611,353 S *	3/2010	Bourne	D9/560 X
D619,467 S *	7/2010	Bogosyan	D9/561 X
D646,580 S *	10/2011	Dolhun	D9/561
D658,847 S *	5/2012	Wylie	D1/125
D693,692 S *	11/2013	Grossfield	D9/565 X
D694,636 S *	12/2013	Grossfield	D9/565 X
D740,680 S *	10/2015	Christian	D9/561
D741,192 S *	10/2015	Snyder	D9/575 X
2004/0099673 A1 *	5/2004	Burgassi	B65D 1/0223 220/669

* cited by examiner

Primary Examiner — Carol P Rademaker

(74) *Attorney, Agent, or Firm* — Thompson Coburn LLP

(57) **CLAIM**

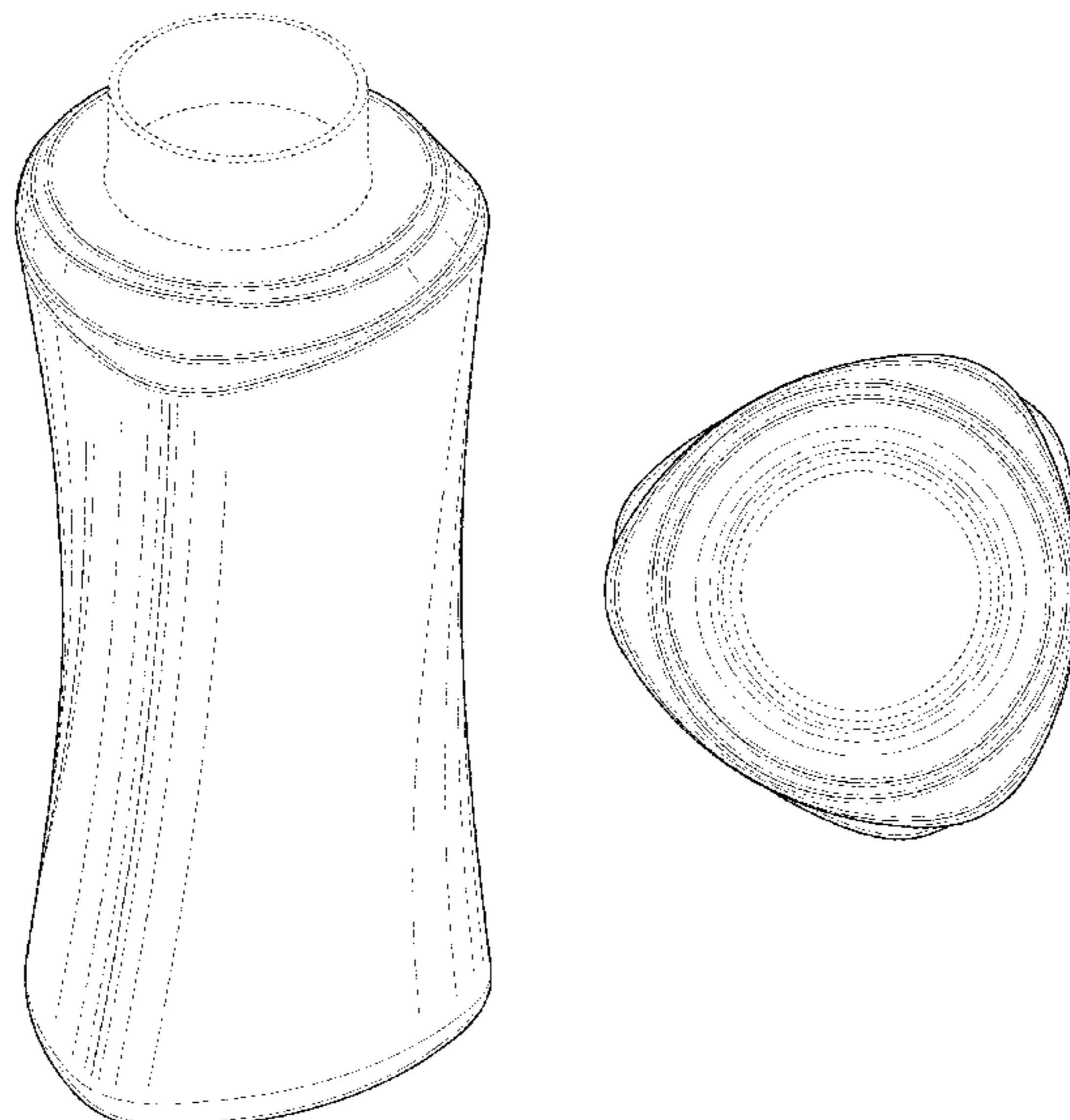
We claim the ornamental design for a bottle, as shown and described.

DESCRIPTION

FIG. 1 is a top perspective view of the bottle showing our new design;
FIG. 2 is a bottom perspective view thereof;
FIG. 3 is right side elevation view thereof;
FIG. 4 is a left side elevation view thereof;
FIG. 5 is a front elevation view thereof;
FIG. 6 is a rear elevation view thereof;
FIG. 7 is a top plan view thereof; and,
FIG. 8 is a bottom view thereof.

The broken lines immediately adjacent the shaded areas represent the bounds of the claimed design while all other broken lines are directed to environment and are for illustrative purposes only; the broken lines form no part of the claimed design.

1 Claim, 7 Drawing Sheets



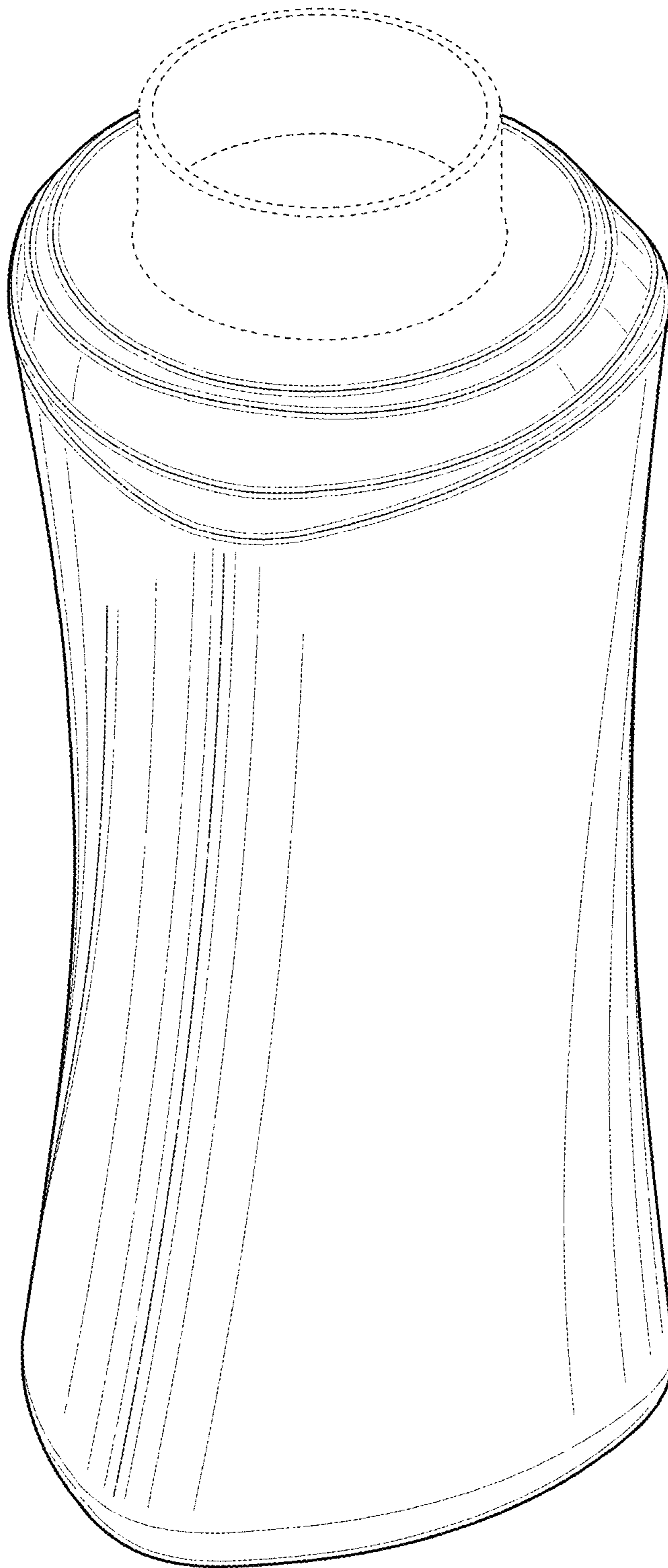


FIG. 1

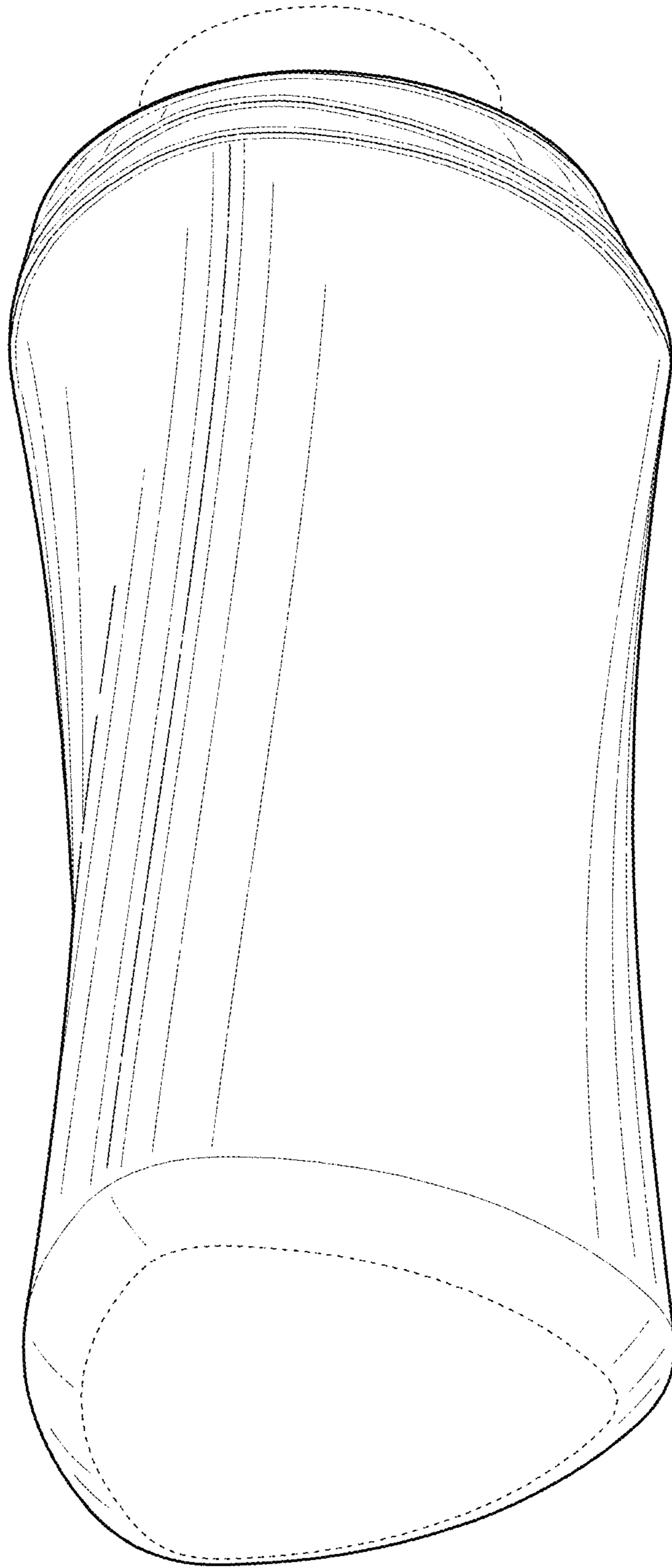


FIG. 2

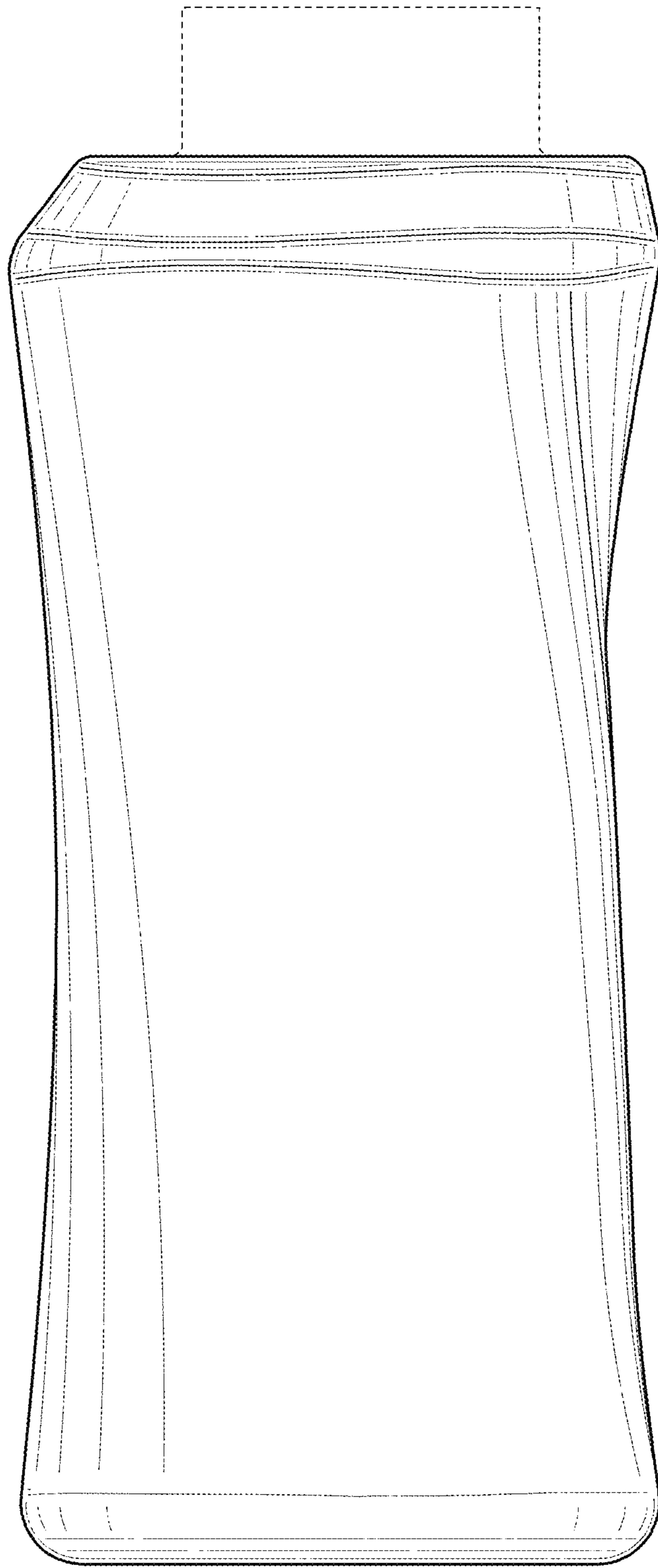


FIG. 3

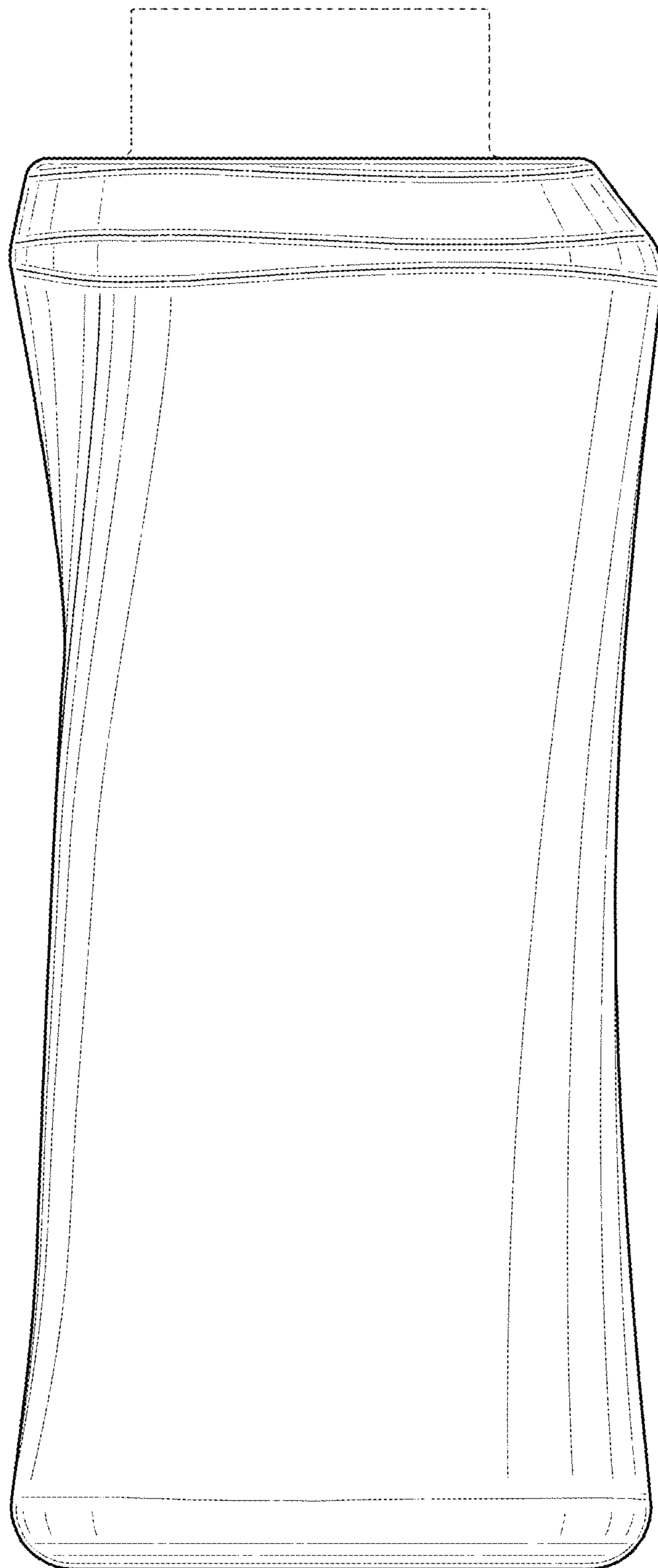


FIG. 4




FIG. 5

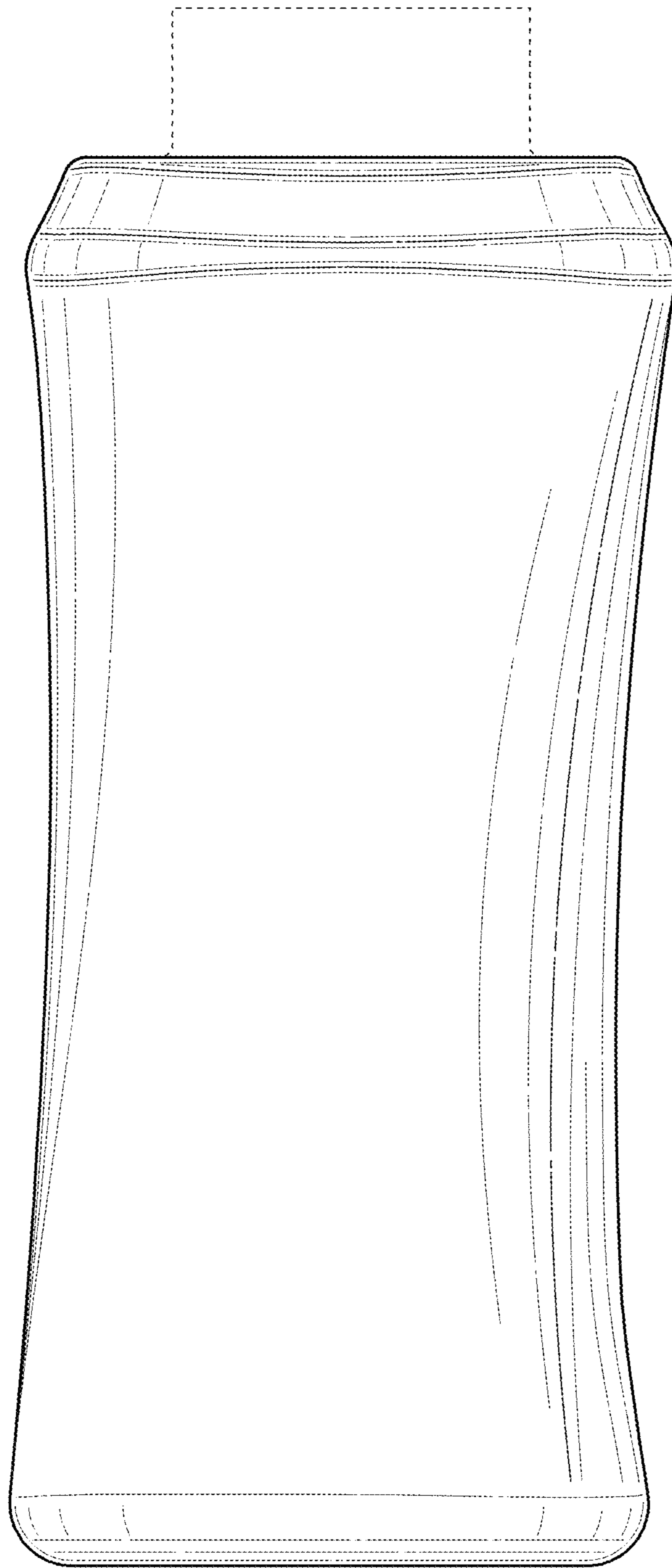


FIG. 6

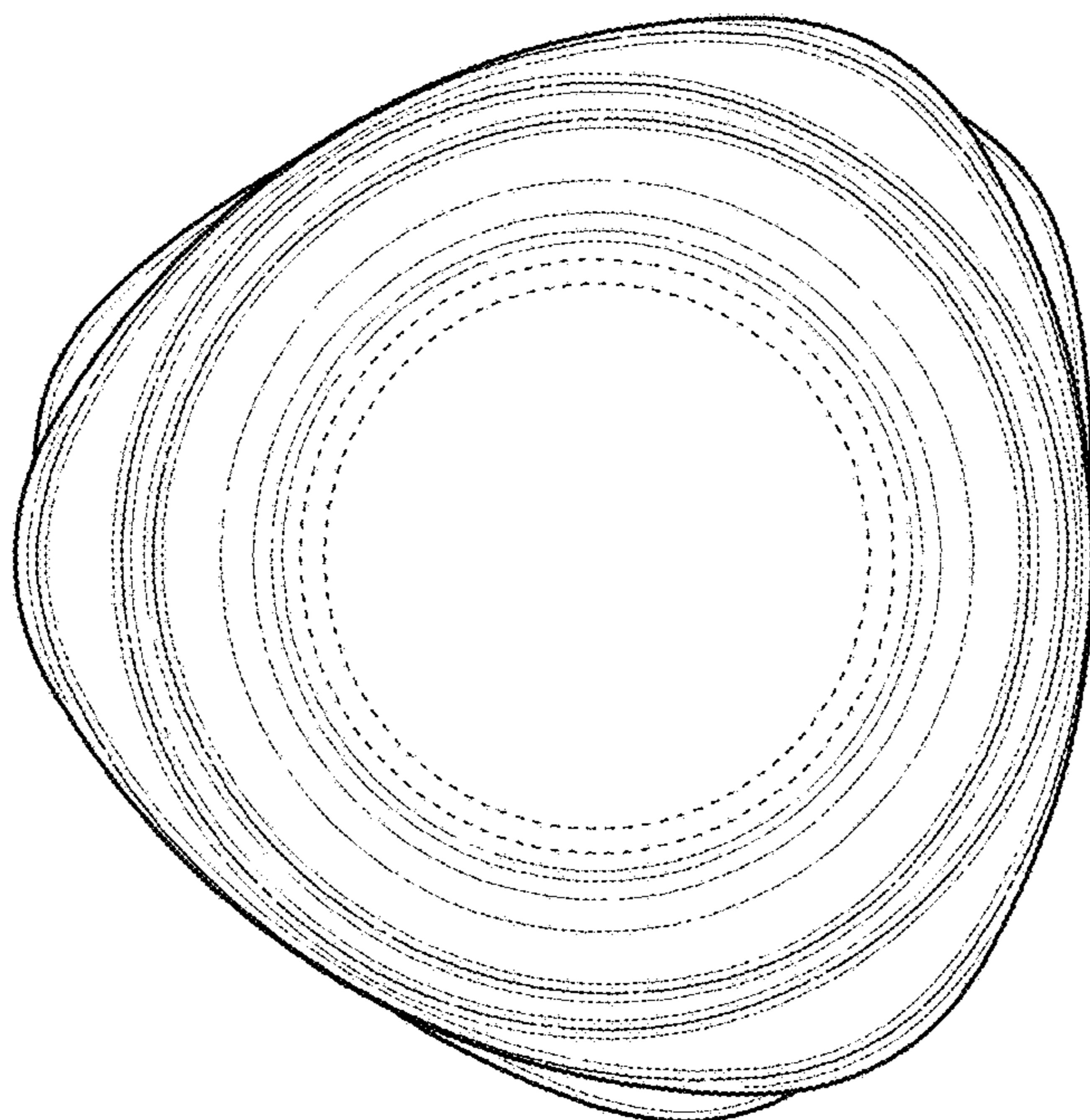


FIG. 7

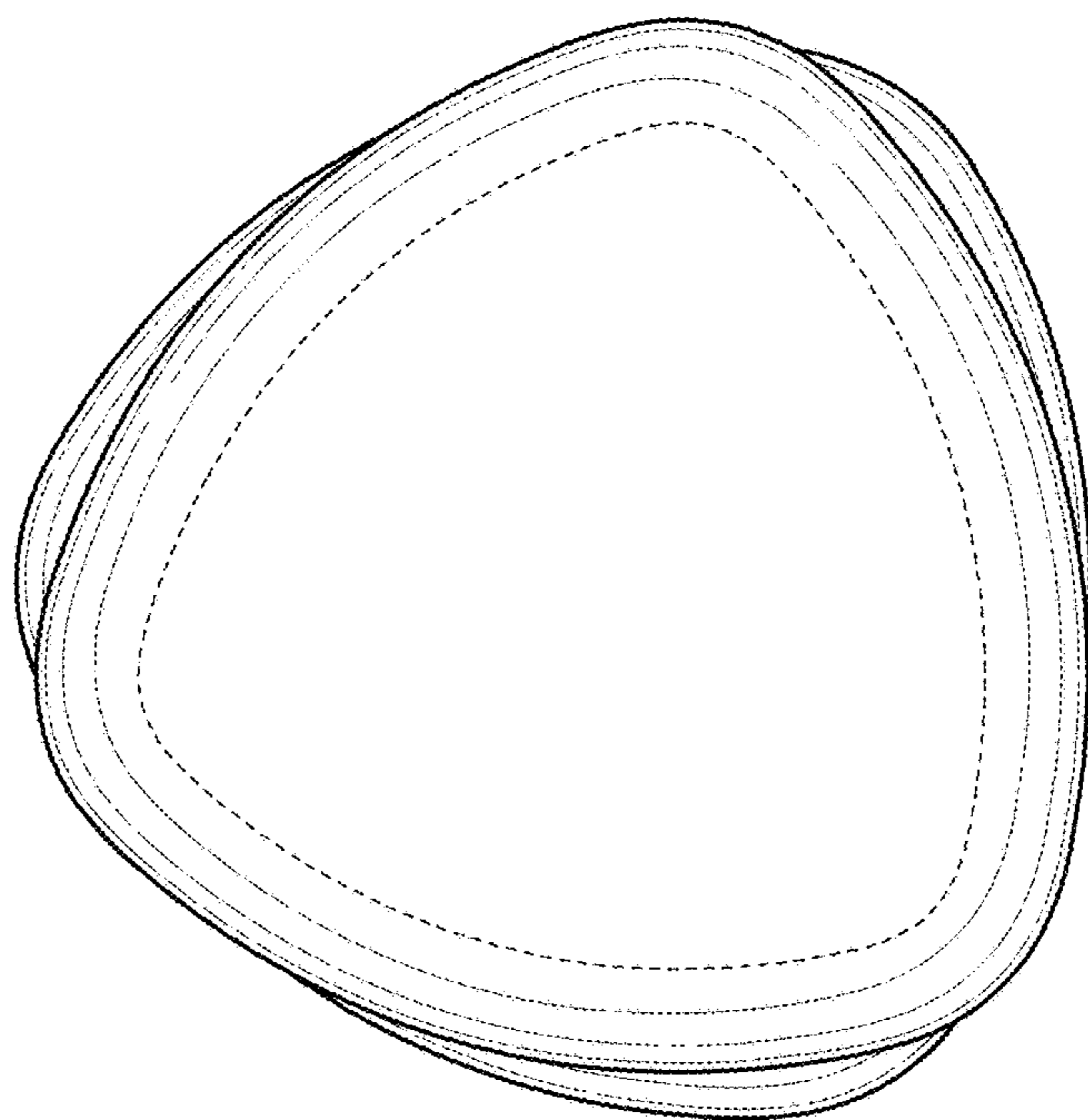


FIG. 8