



US00D772711S

(12) **United States Design Patent** (10) **Patent No.:** **US D772,711 S**
Uribe et al. (45) **Date of Patent:** **** Nov. 29, 2016**

(54) **PACKAGE WITH SURFACE ORNAMENTATION**

- (71) Applicant: **The Procter & Gamble Company**, Cincinnati, OH (US)
- (72) Inventors: **Geraldine Uribe**, Mason, OH (US); **Julie Seggerson**, Cincinnati, OH (US); **Christine Ann Kron**, Liberty Township, OH (US); **Kristen Burkhardt**, Cincinnati, OH (US); **Jason Walley**, Cincinnati, OH (US)
- (73) Assignee: **The Procter & Gamble Company**, Cincinnati, OH (US)
- (**) Term: **14 Years**
- (21) Appl. No.: **29/523,760**
- (22) Filed: **Apr. 14, 2015**

Related U.S. Application Data

- (62) Division of application No. 29/493,384, filed on Jun. 9, 2014, now Pat. No. Des. 740,651.
- (51) **LOC (10) Cl.** **09-99**
- (52) **U.S. Cl.**
USPC **D9/499**
- (58) **Field of Classification Search**
USPC D9/434-436, 441, 444, 451, 452, 457, D9/499, 667; D14/485, 489, 492; D20/11, D20/22, 27; 40/124.08; 206/457; 229/116.1
CPC B65D 81/365; B65D 85/16; B65D 5/029
See application file for complete search history.

(56) **References Cited**

U.S. PATENT DOCUMENTS

D622,610 S *	8/2010	Powers	D9/434
D622,611 S *	8/2010	Powers	D9/434
D642,911 S *	8/2011	Gonzalez	D9/434
D652,296 S *	1/2012	Gonzalez	D9/434
D655,170 S *	3/2012	Bohache	D9/434
D656,396 S *	3/2012	Palmieri	D9/434
D656,397 S *	3/2012	Gonzalez	D9/434
D656,398 S *	3/2012	Gonzalez	D9/434
D656,399 S *	3/2012	Gonzalez	D9/434
D675,094 S *	1/2013	Gotur	D9/434
D686,068 S *	7/2013	DiFranza	D9/434
D706,630 S *	6/2014	Merchant	D9/434
D714,141 S *	9/2014	Robinson	D20/22
D740,651 S *	10/2015	Uribe	D9/414

* cited by examiner

Primary Examiner — Robert M Spear
Assistant Examiner — Darcey E Hefflin
(74) *Attorney, Agent, or Firm* — Alexandra S. Anoff

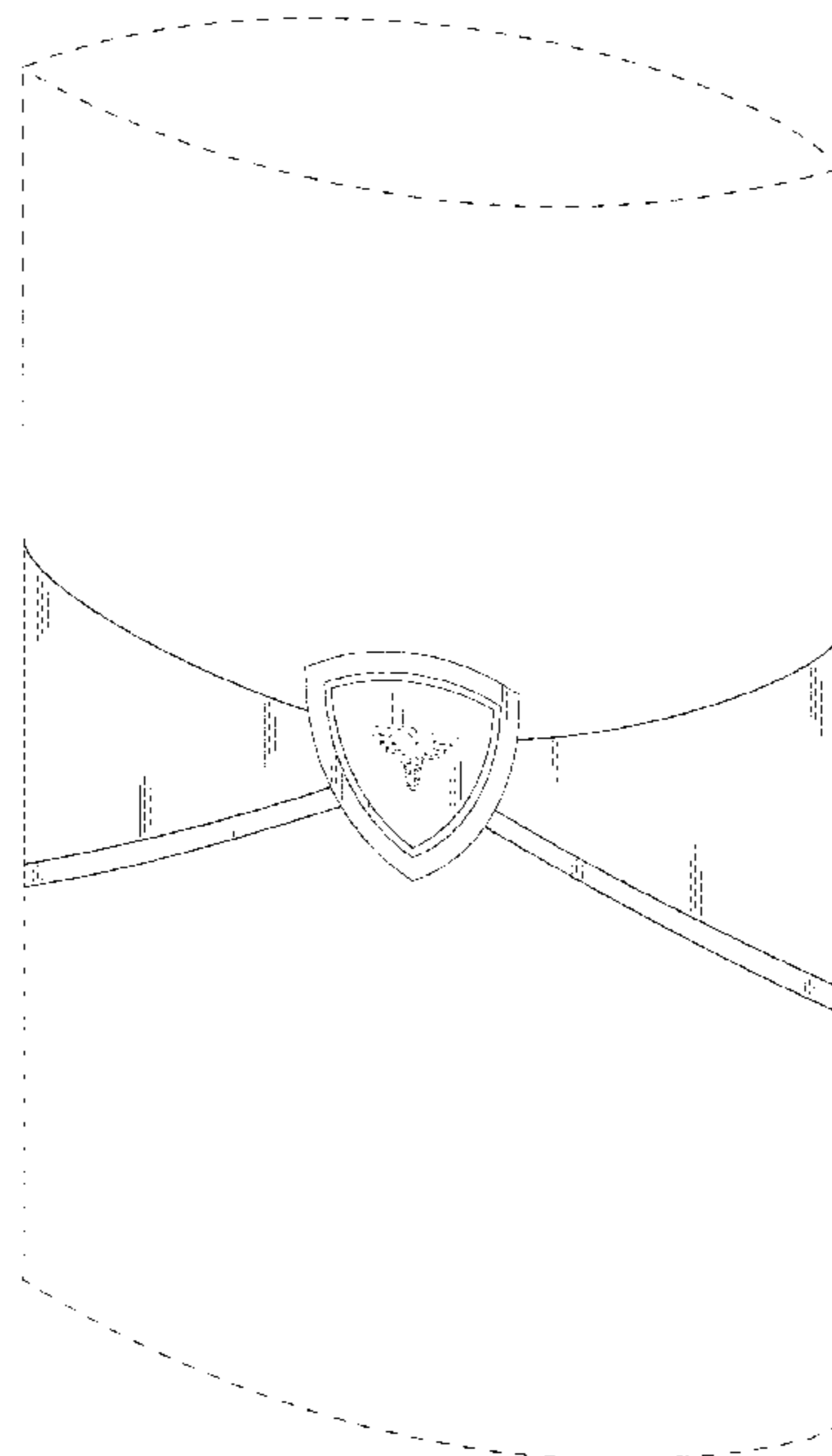
(57) **CLAIM**

The ornamental design of a package with surface ornamentation, as shown and described.

DESCRIPTION

FIG. 1 is a perspective view of a package with surface ornamentation embodying our new design; FIG. 2 is a front view thereof; FIG. 3 is a right side view thereof; FIG. 4 is rear view thereof; FIG. 5 is a left side view thereof; FIG. 6 is a top view thereof; and, FIG. 7 is a bottom view thereof. In the drawings, the broken line showing of a package depicts environment and forms no part of the claim.

1 Claim, 4 Drawing Sheets



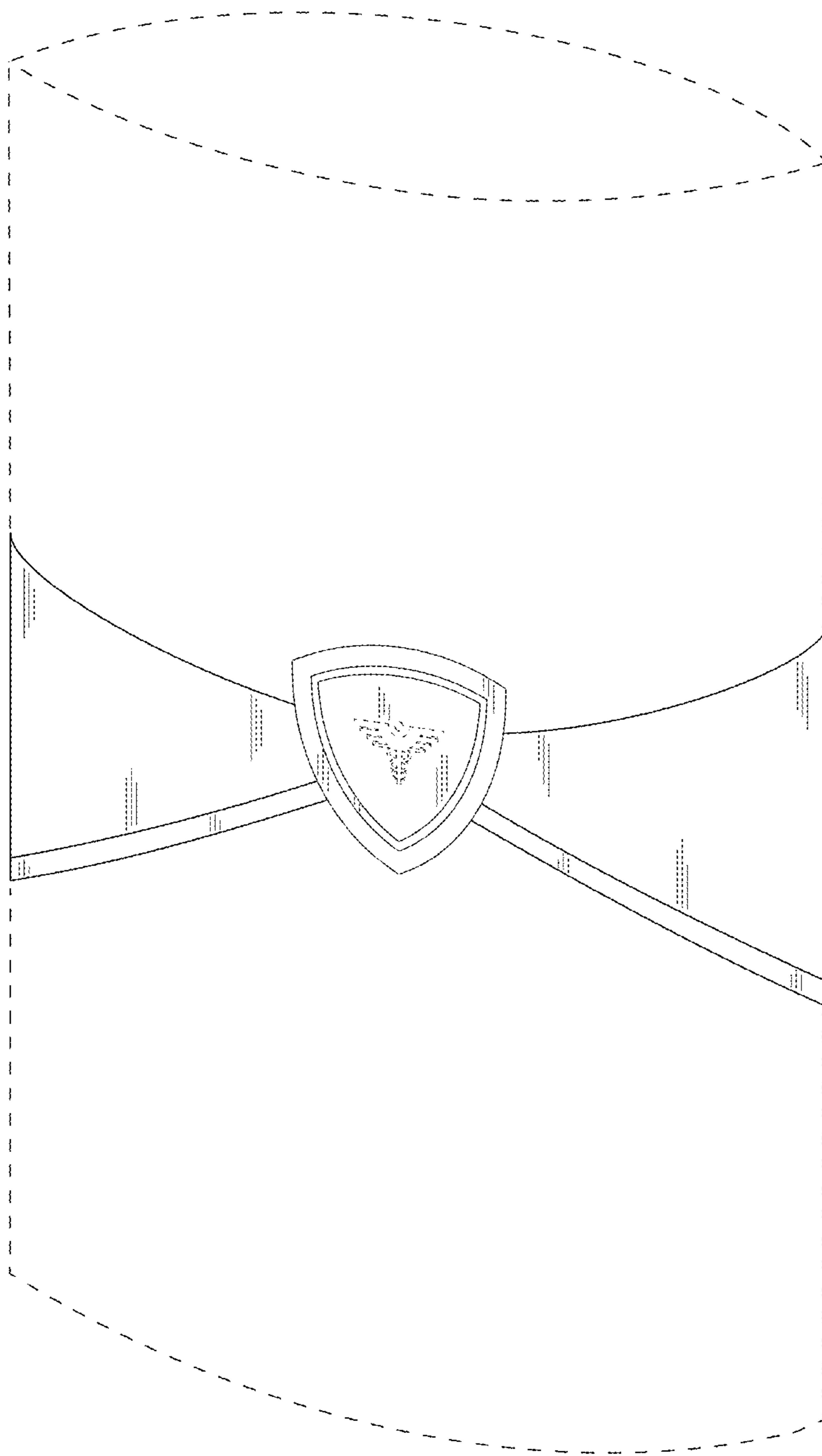


Fig. 1

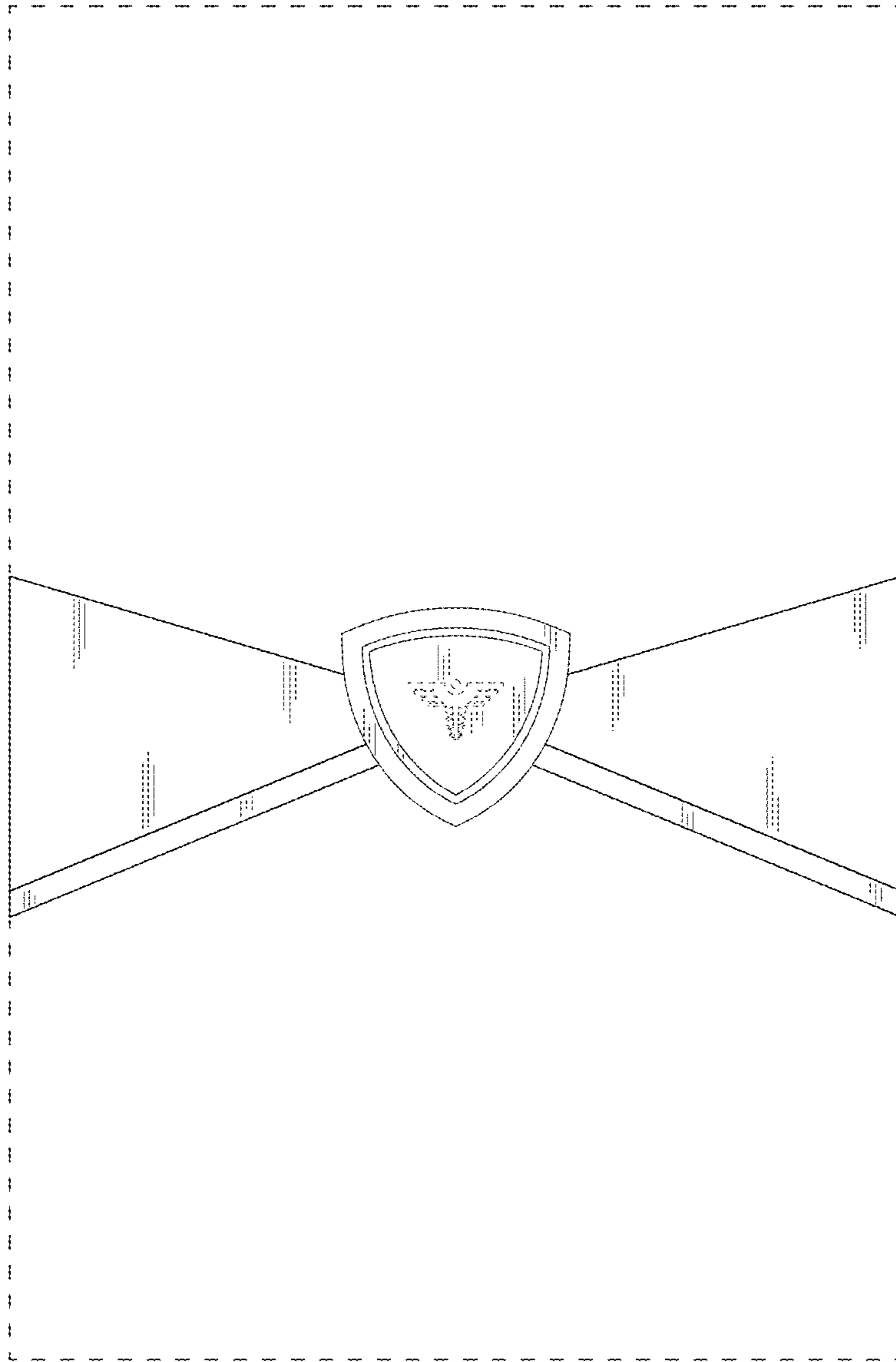


Fig. 2

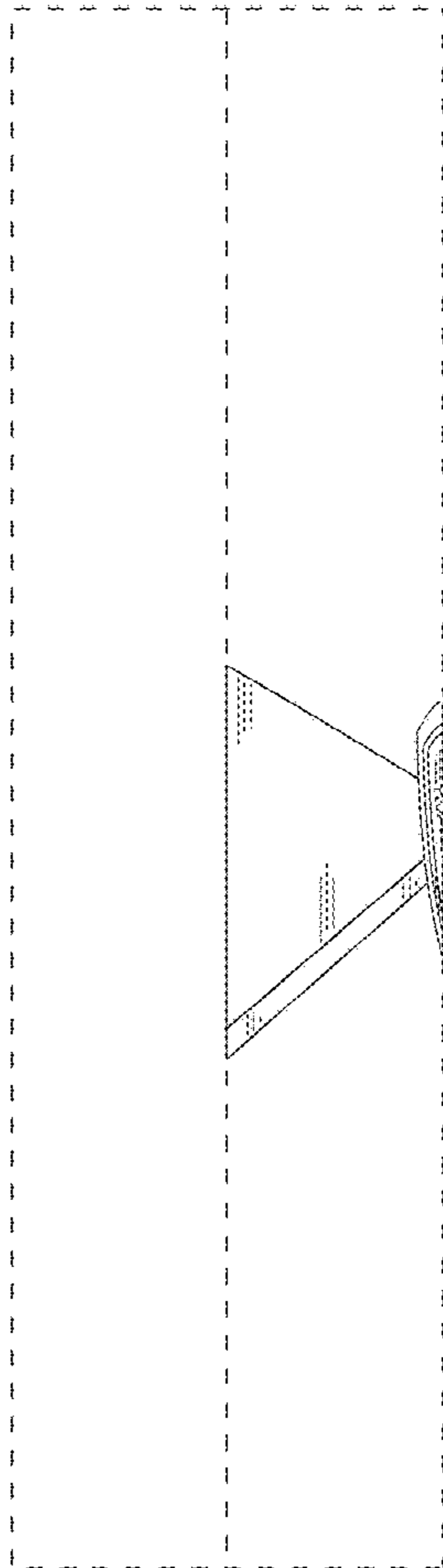


Fig. 3



Fig. 4

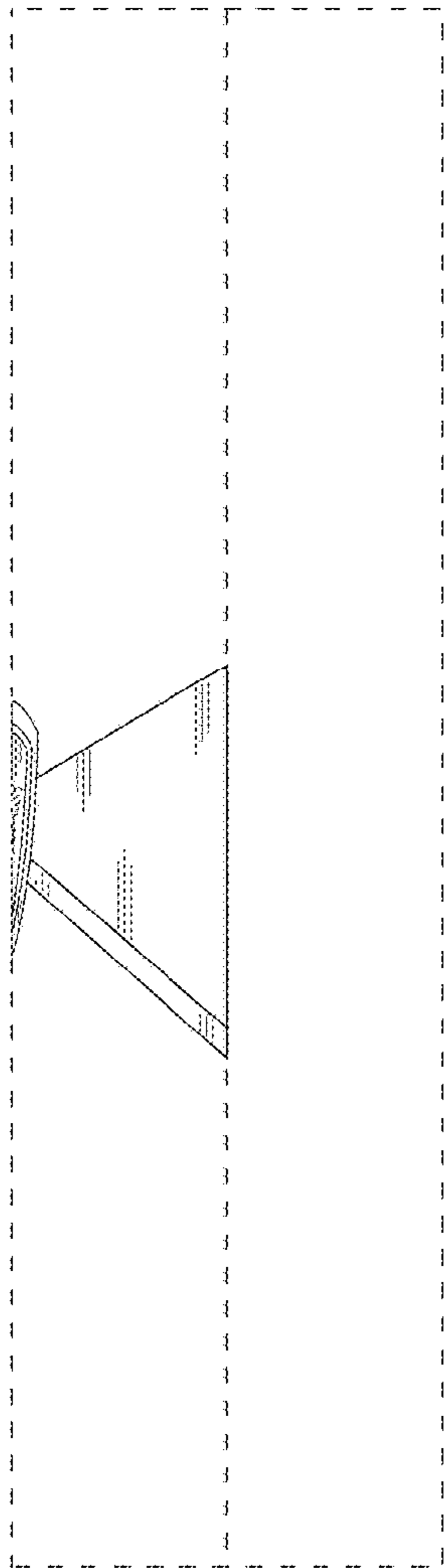


Fig. 5

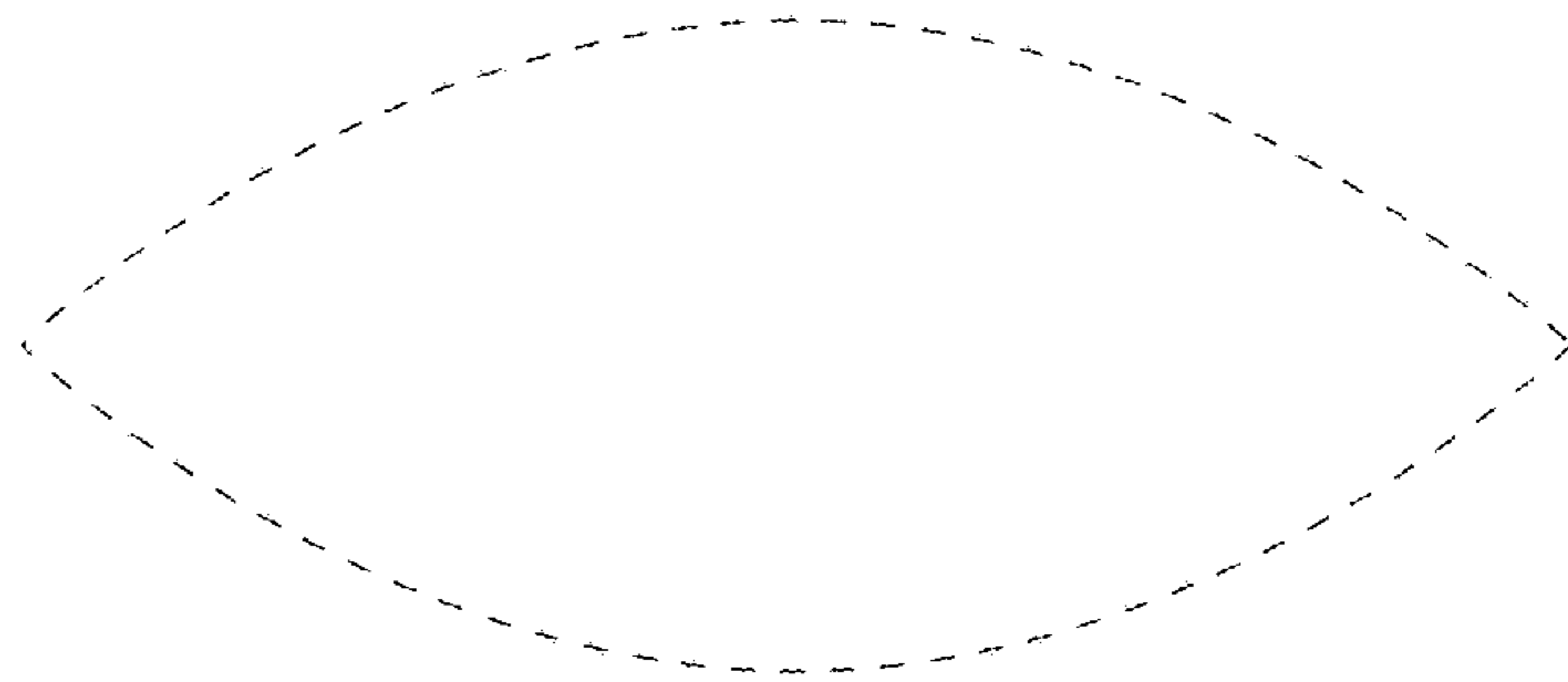


Fig. 6

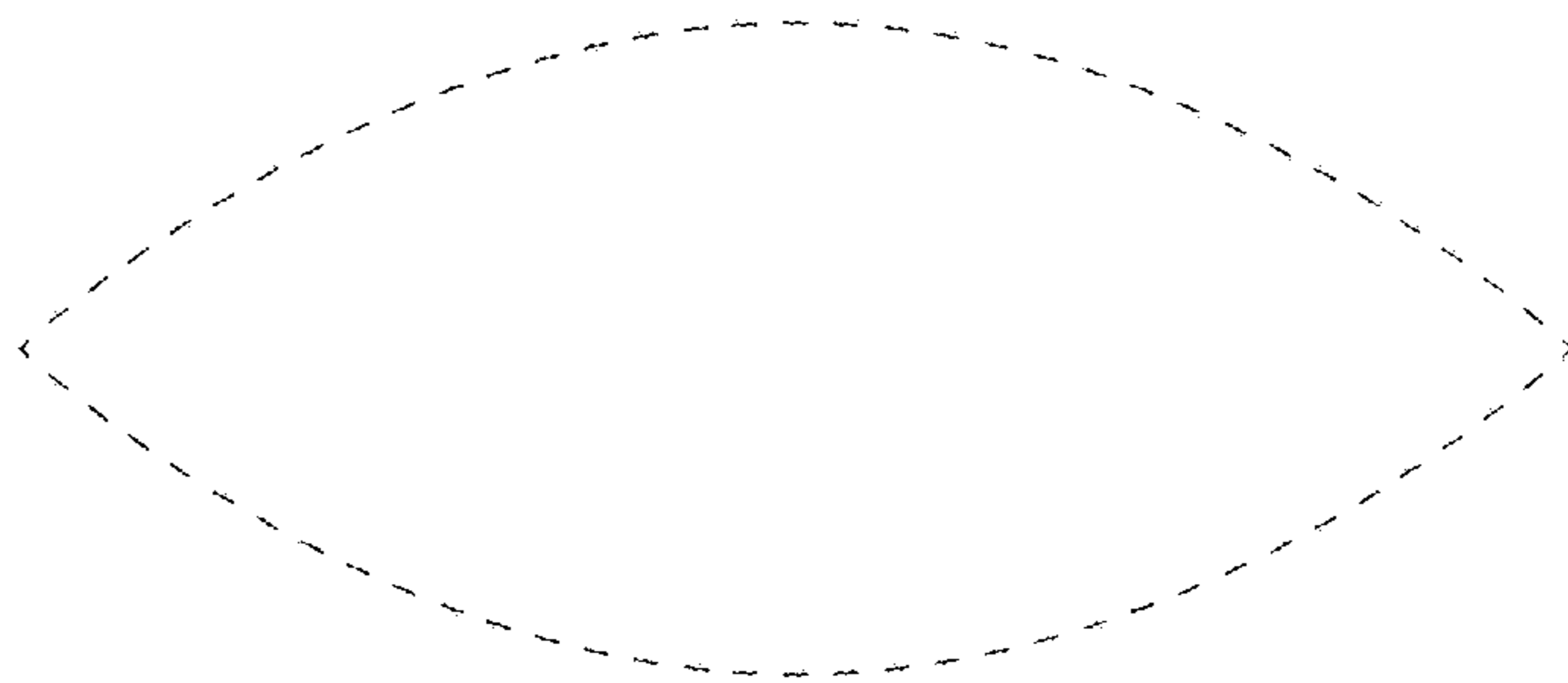


Fig. 7