



US00D772682S

(12) **United States Design Patent** (10) **Patent No.:** **US D772,682 S**
Stibs et al. (45) **Date of Patent:** **** Nov. 29, 2016**

(54) **HANDLE FOR A VEHICLE**
(71) Applicant: **Caterpillar Inc.**, Peoria, IL (US)
(72) Inventors: **Jason Edward Stibs**, Marquette Heights, IL (US); **Michael Eugene Lee**, Dunlap, IL (US); **Michael Mark Conrad**, Metamora, IL (US); **Michael Scott Hemry**, Peoria, IL (US); **Gregory James Parsons**, Peoria, IL (US)

6,594,861 B2 7/2003 Dimig et al.
D501,783 S 2/2005 Marzolf et al.
D506,377 S 6/2005 Marzolf et al.
7,097,216 B2 8/2006 Lane et al.
7,111,879 B2 9/2006 Zweibohmer et al.
8,720,237 B2* 5/2014 Williams E05C 3/24
292/200
D708,924 S * 7/2014 Kraus D8/302
D712,232 S * 9/2014 Hall D8/302
2003/0122556 A1* 7/2003 Sueyoshi B60R 25/246
324/686
2010/0207404 A1* 8/2010 Corwin E05B 77/06
292/336.3
2015/0225988 A1* 8/2015 Kammerbauer E05B 85/16
292/336.3

(73) Assignee: **Caterpillar Inc.**, Peoria, IL (US)
(**) Term: **14 Years**

(21) Appl. No.: **29/507,011**
(22) Filed: **Oct. 23, 2014**
(51) **LOC (10) Cl.** **08-06**
(52) **U.S. Cl.**
USPC **D8/302**
(58) **Field of Classification Search**
USPC D8/301, 302, 313, 315, 316, 318, 319,
D8/320, 350; 16/110.1, 402, 412, 444;
292/347, 348, DIG. 23, DIG. 53;
70/207, 208, 209, 224, 455
CPC . Y10T 16/44; Y10T 292/57; Y10T 70/5761;
Y10T 70/5832; Y10T 16/458; Y10T
292/1047; Y10T 16/513; Y10T 70/5889;
Y10T 16/498; Y10T 70/5792; Y10T 16/476;
Y10T 16/86; Y10T 70/7062; Y10T 70/8568;
Y10T 16/4713; Y10T 70/5819; Y10T
70/5155; Y10T 74/20732; Y10T 292/097;
Y10T 292/1059; Y10T 70/7113; Y10T
70/7305; Y10T 292/1014; Y10T 292/1052;
Y10S 292/23; Y10S 292/53; Y10S 292/31;
Y10S 292/64; Y10S 70/31
See application file for complete search history.

(56) **References Cited**
U.S. PATENT DOCUMENTS
5,490,404 A 2/1996 Yamada
D453,100 S 1/2002 Finkelstein et al.

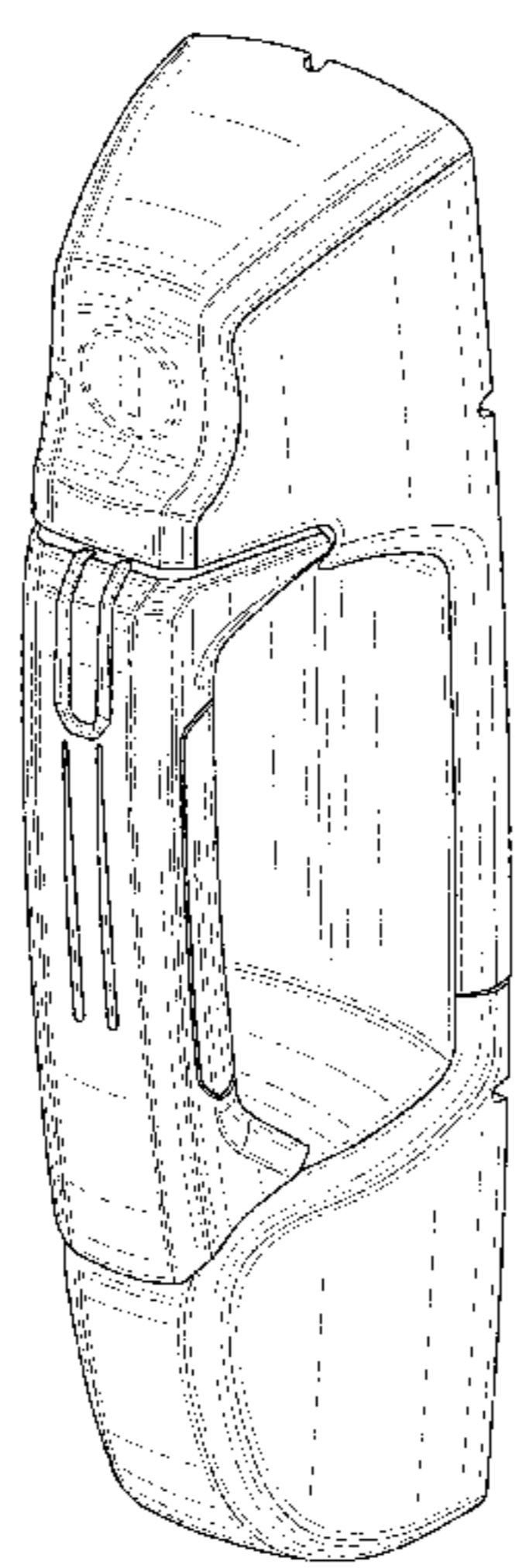
OTHER PUBLICATIONS
Design U.S. Appl. No. 29/507,006 and drawings, filed Oct. 23, 2014—Handle for a Vehicle—Jason Stibs et al.

* cited by examiner
Primary Examiner — Derrick Holland
Assistant Examiner — Lauren Calve
(74) *Attorney, Agent, or Firm* — Finnegan, Henderson, Farabow, Garrett & Dunner, LLP

(57) **CLAIM**
The ornamental design for a handle for a vehicle, as shown and described.

DESCRIPTION
FIG. 1 is a front, right perspective view of a handle for a vehicle showing our new design;
FIG. 2 is a front elevation view thereof;
FIG. 3 is a rear elevation view thereof;
FIG. 4 is a right side view thereof;
FIG. 5 is a left side view thereof;
FIG. 6 is a top plan view thereof; and,
FIG. 7 is a bottom view thereof.
The broken lines shown represent unclaimed subject matter and form no part of the claimed design. The dash-dot-dash lines that abut a claimed surface represent an unclaimed boundary between claimed and unclaimed surfaces and form no part of the claimed design.

1 Claim, 6 Drawing Sheets



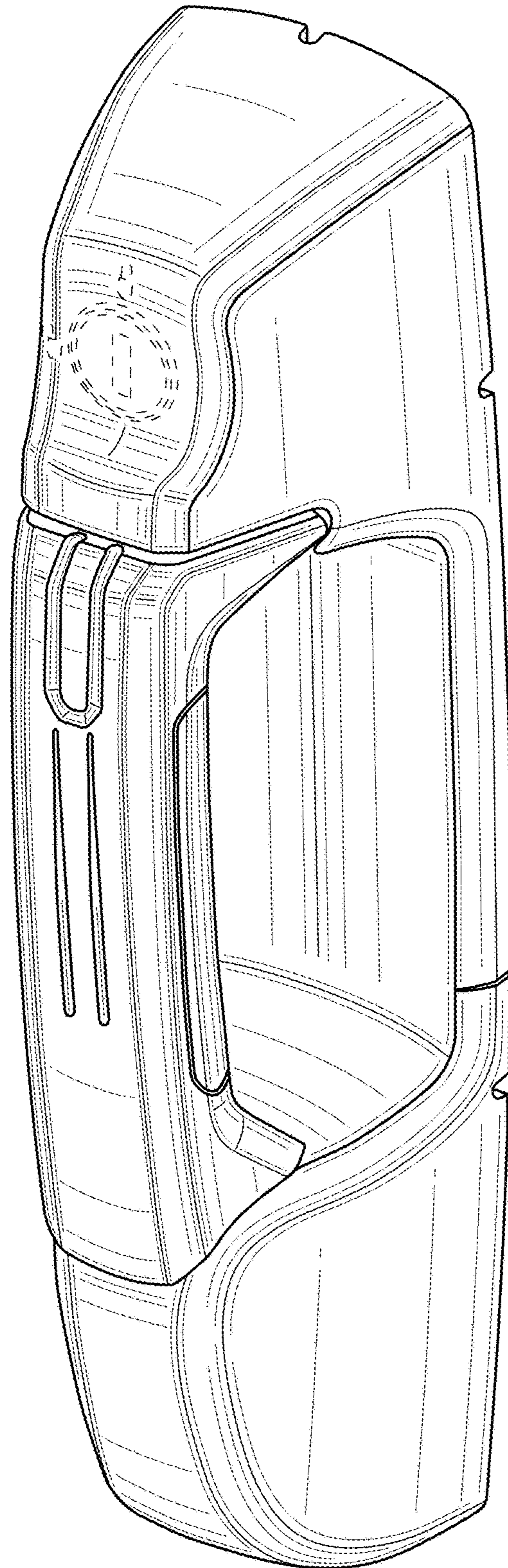


FIG. 1

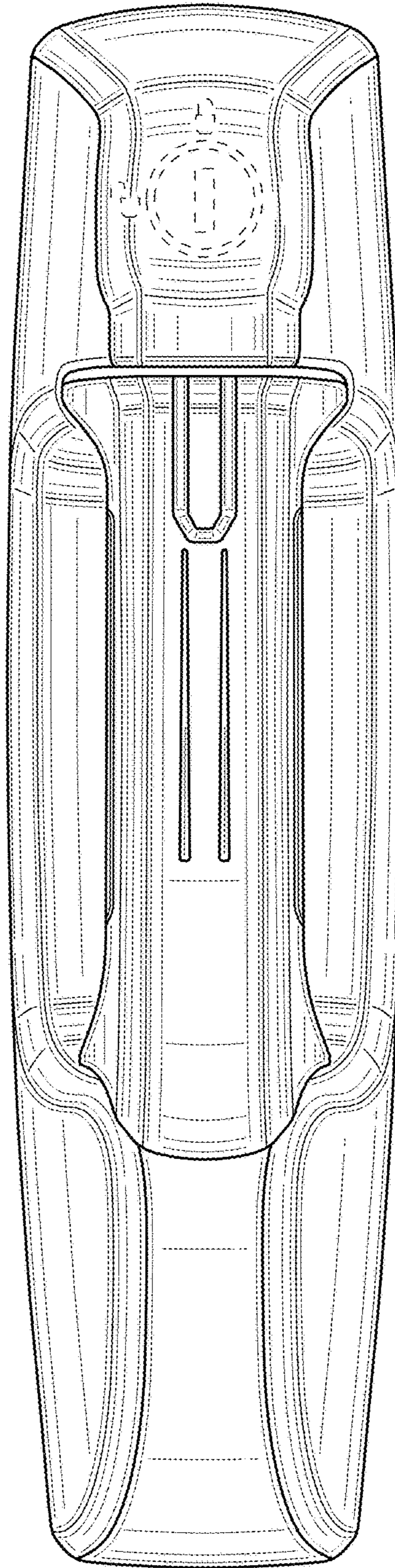


FIG. 2

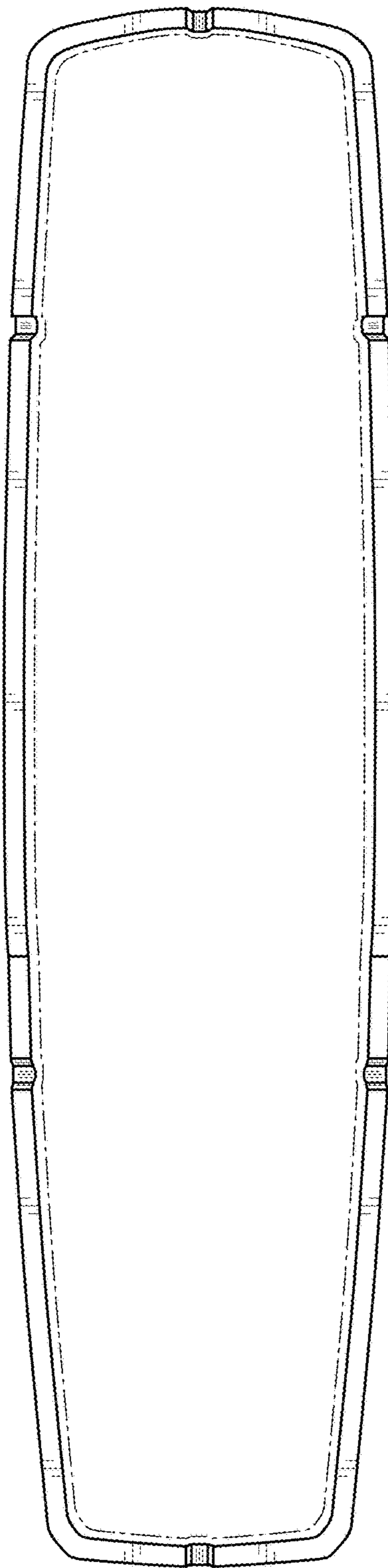


FIG. 3

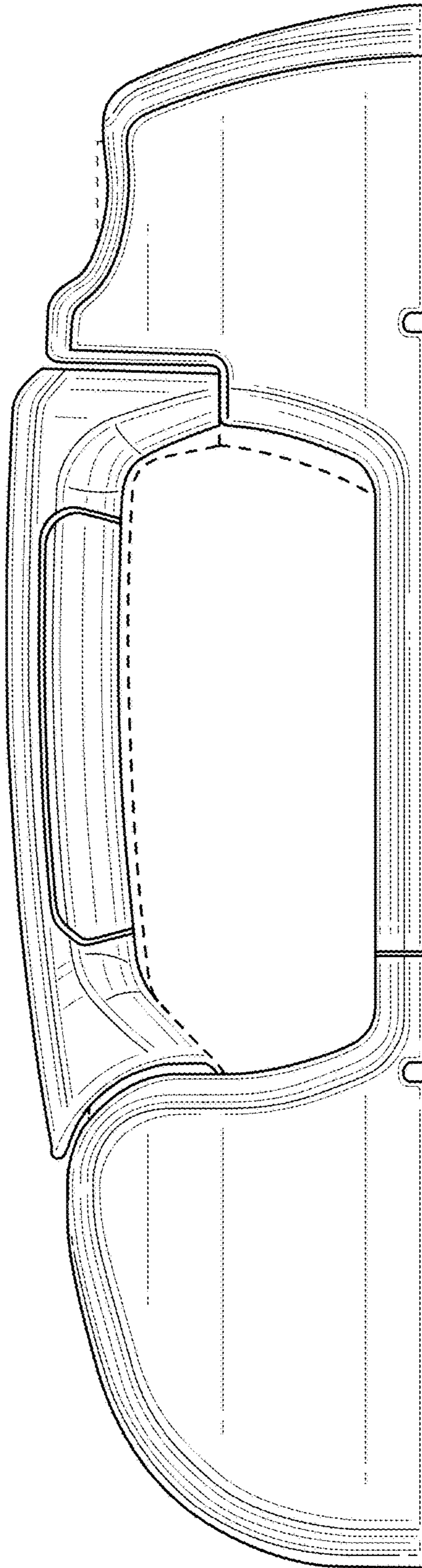


FIG. 4

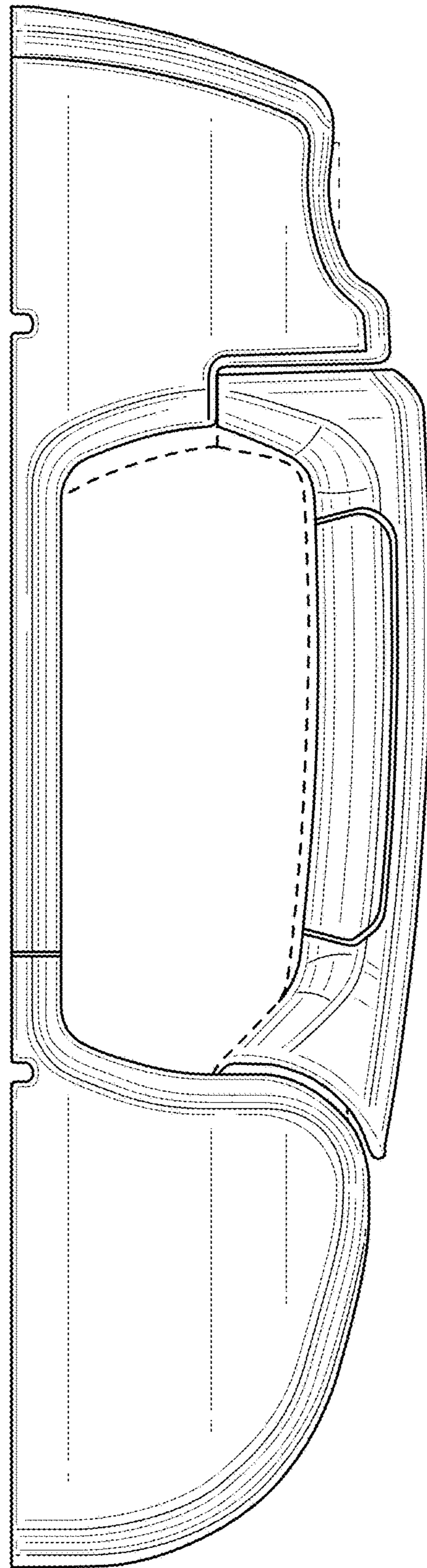


FIG. 5

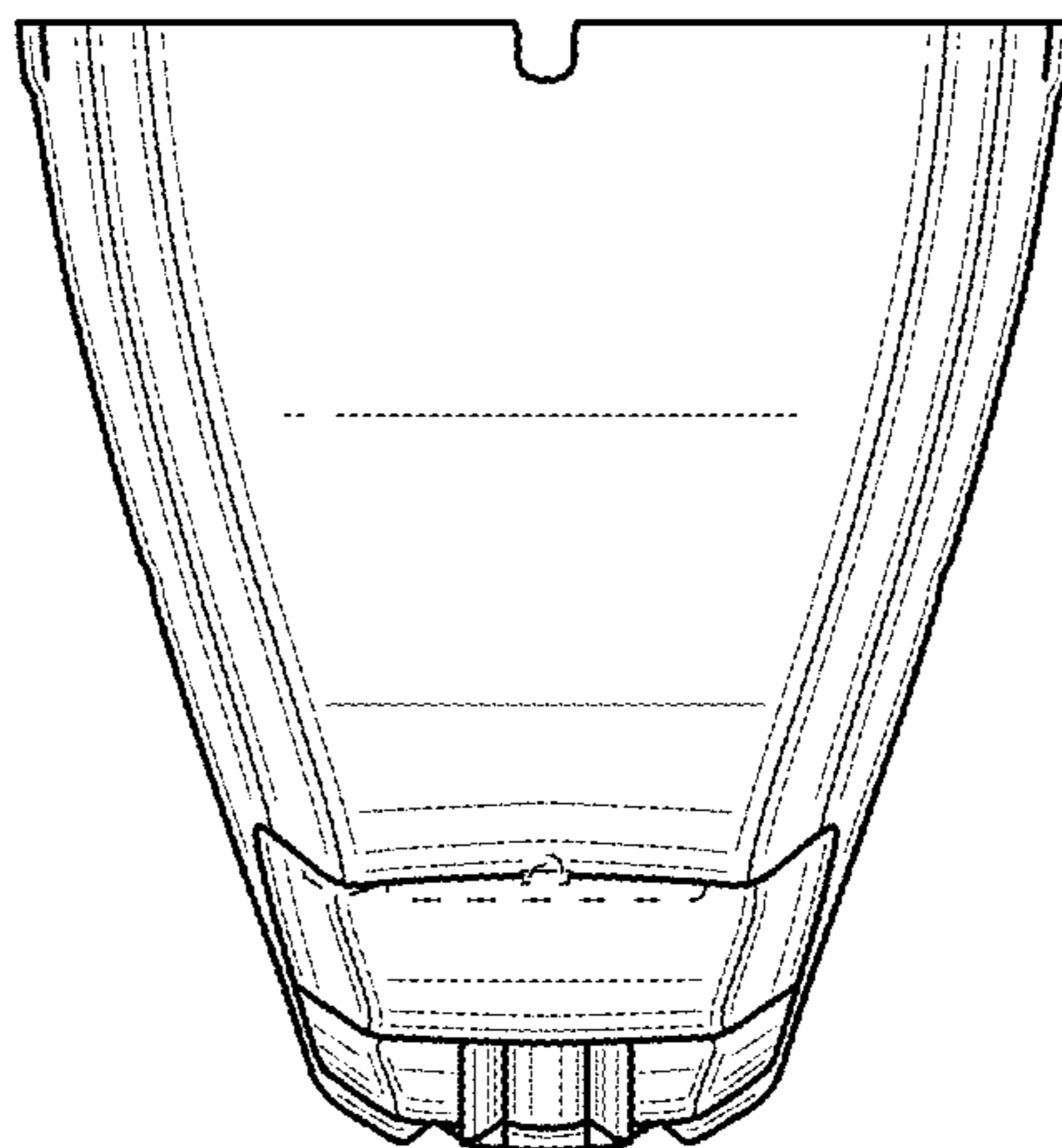


FIG. 6

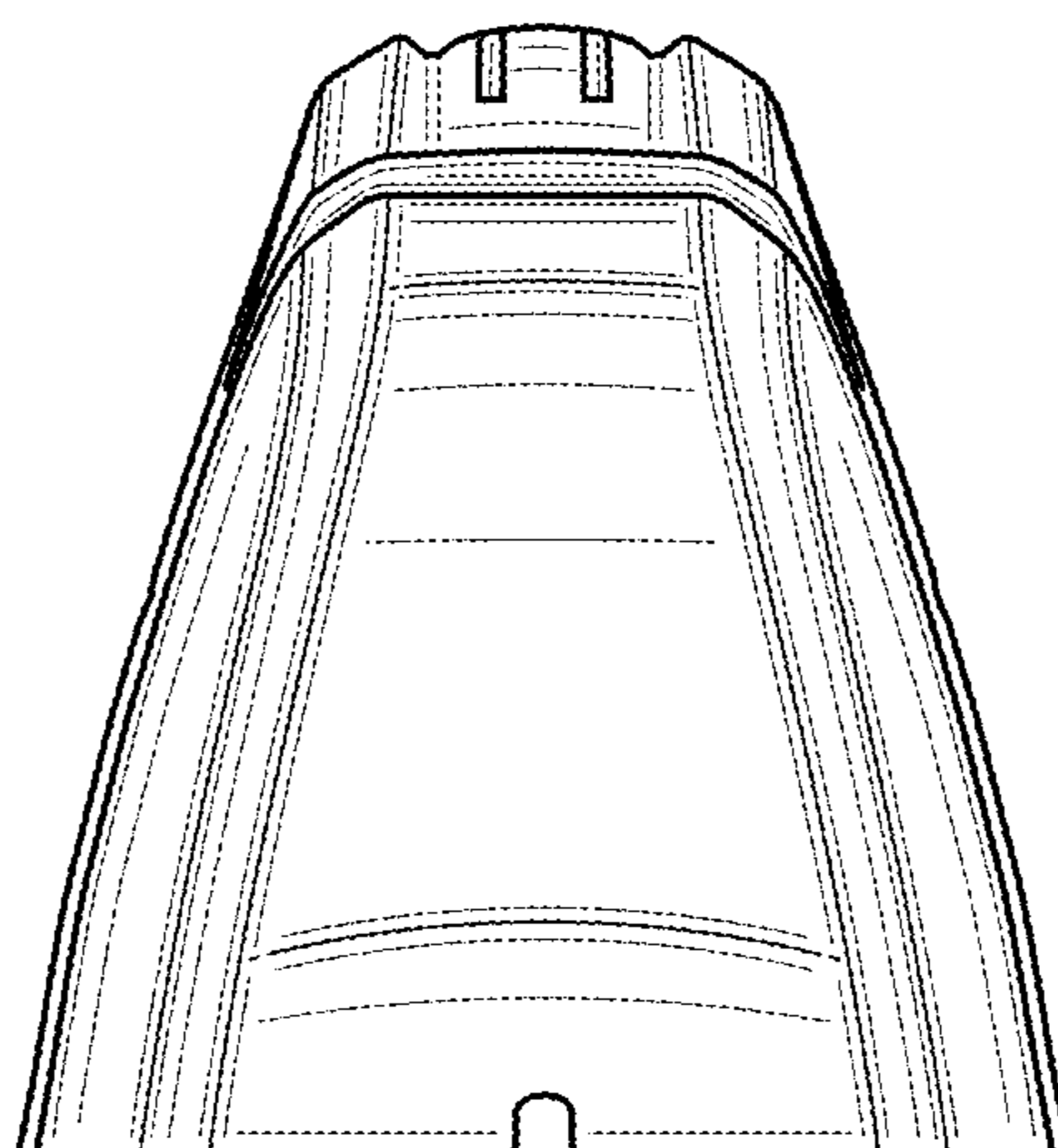


FIG. 7