



US00D772679S

(12) **United States Design Patent**  
**Hawker et al.**

(10) **Patent No.:** **US D772,679 S**

(45) **Date of Patent:** **\*\* Nov. 29, 2016**

(54) **MULTI-FUNCTION KEY-SHAPED TOOL**

(71) Applicant: **Nite Ize, Inc.**, Boulder, CO (US)

(72) Inventors: **Christopher Hawker**, Columbus, OH (US); **Matthew Seibert**, Columbus, OH (US); **Joel Beebe**, Columbus, OH (US); **Bowden Ormsbee**, Longmont, CO (US)

(73) Assignee: **Nite Ize, Inc.**, Boulder, CO (US)

(\*\*) Term: **15 Years**

(21) Appl. No.: **29/535,352**

(22) Filed: **Aug. 5, 2015**

(51) **LOC (10) Cl.** ..... **08-05**

(52) **U.S. Cl.**  
USPC ..... **D8/105**; D3/210

(58) **Field of Classification Search**  
USPC ..... D8/16–21, 33, 40, 89, 105, 356;  
D3/208, 210, 211  
CPC ..... B25F 1/00; B25B 15/00; B25B 13/00  
See application file for complete search history.

(56) **References Cited**

U.S. PATENT DOCUMENTS

- 706,911 A \* 8/1902 Dunham ..... A44C 15/0015  
7/151
- 869,706 A \* 10/1907 Hamilton ..... B26B 11/00  
132/73
- D109,695 S \* 5/1938 Calencia ..... D8/18
- D122,575 S \* 9/1940 Smiley ..... D8/18
- D405,953 S \* 2/1999 Legg ..... D3/210
- D444,685 S \* 7/2001 Shenkel ..... D3/208
- D449,438 S \* 10/2001 Simond ..... D3/210
- D472,701 S \* 4/2003 Christophe ..... D3/210
- D515,903 S 2/2006 Kelleghan
- D528,880 S \* 9/2006 Belflower ..... D8/16
- D533,760 S \* 12/2006 Kelleghan ..... D8/107
- 7,650,770 B2 \* 1/2010 Maxwell ..... A44B 15/007  
70/408
- D626,393 S \* 11/2010 Ormsbee ..... D8/18

- D661,084 S \* 6/2012 Rubin ..... D3/210
- D693,202 S \* 11/2013 Berman ..... D3/210
- D705,034 S \* 5/2014 Connell ..... D8/105
- D709,344 S \* 7/2014 Adelman ..... D3/208
- D726,517 S \* 4/2015 Fischer ..... D8/17
- D733,516 S \* 7/2015 Kelleghan ..... D8/105
- D739,713 S 9/2015 Kelleghan
- D758,824 S \* 6/2016 Kelleghan ..... D8/105
- D765,493 S 9/2016 Spater
- D765,495 S 9/2016 Schmid
- 2005/0081303 A1 \* 4/2005 Goldberg ..... B25B 15/00  
7/165
- 2014/0059782 A1 3/2014 Duncan

\* cited by examiner

*Primary Examiner* — Susan Bennett Hattan

*Assistant Examiner* — Janice Hallmark

(74) *Attorney, Agent, or Firm* — Haynes and Boone, LLP

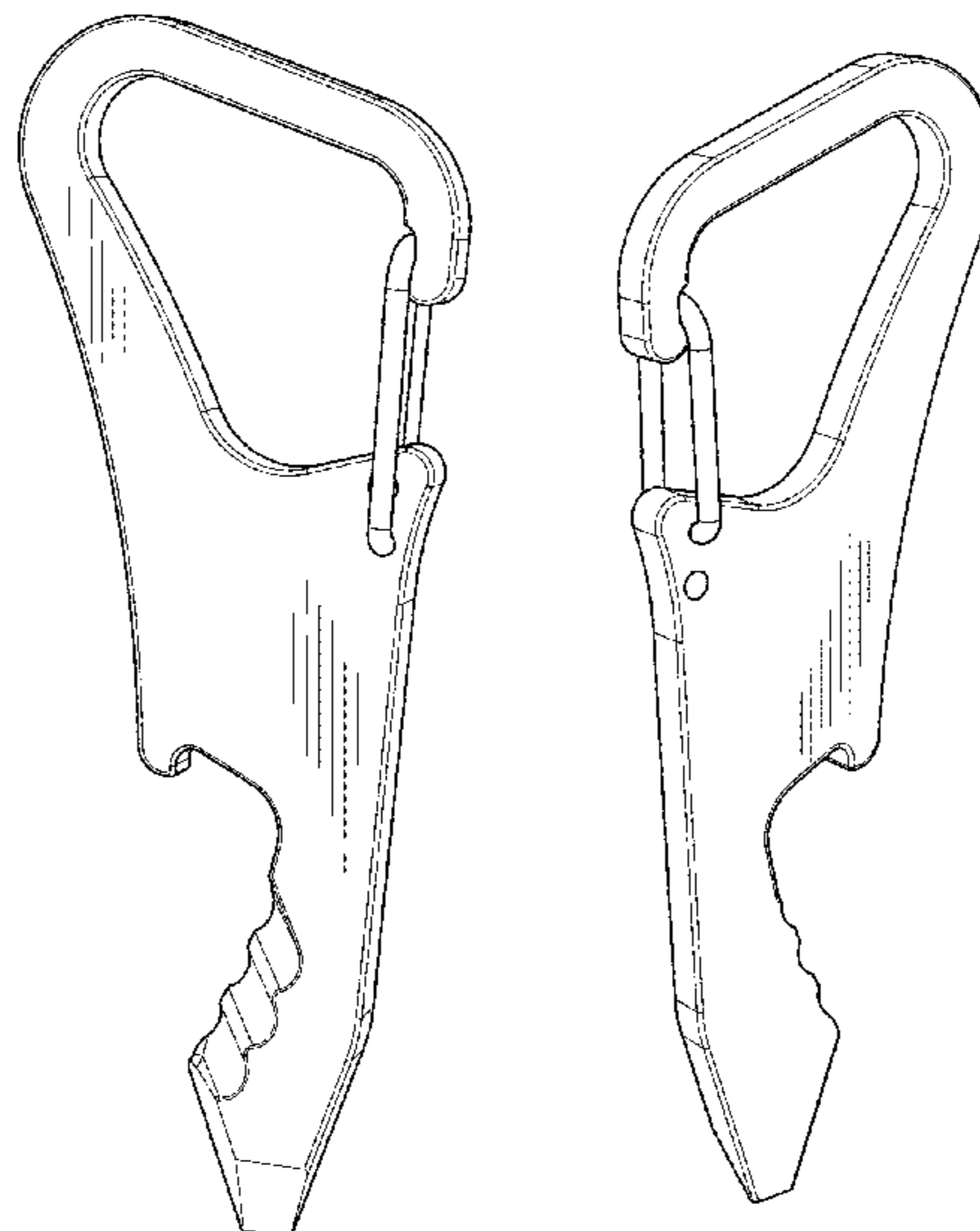
(57) **CLAIM**

The ornamental design for a multi-function key-shaped tool, as shown and described.

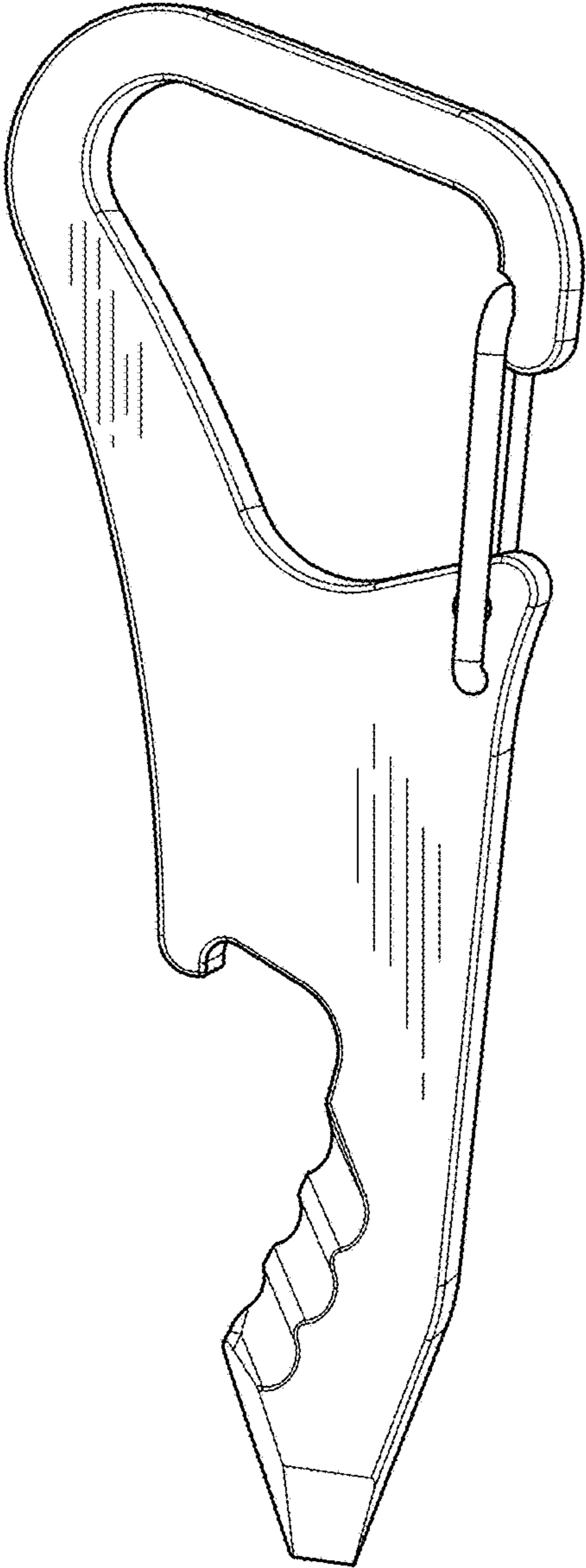
**DESCRIPTION**

FIG. 1 is a first perspective view of the multi-function key-shaped tool;  
 FIG. 2 is a second perspective view of the multi-function key-shaped tool of FIG. 1;  
 FIG. 3 is a right side view of the multi-function key-shaped tool of FIG. 1;  
 FIG. 4 is a left side view of the multi-function key-shaped tool of FIG. 1;  
 FIG. 5 is a top view of the multi-function key-shaped tool of FIG. 1;  
 FIG. 6 is a bottom view of the multi-function key-shaped tool of FIG. 1;  
 FIG. 7 is a front view of the multi-function key-shaped tool of FIG. 1; and,  
 FIG. 8 is a back view of the multi-function key-shaped tool of FIG. 1.

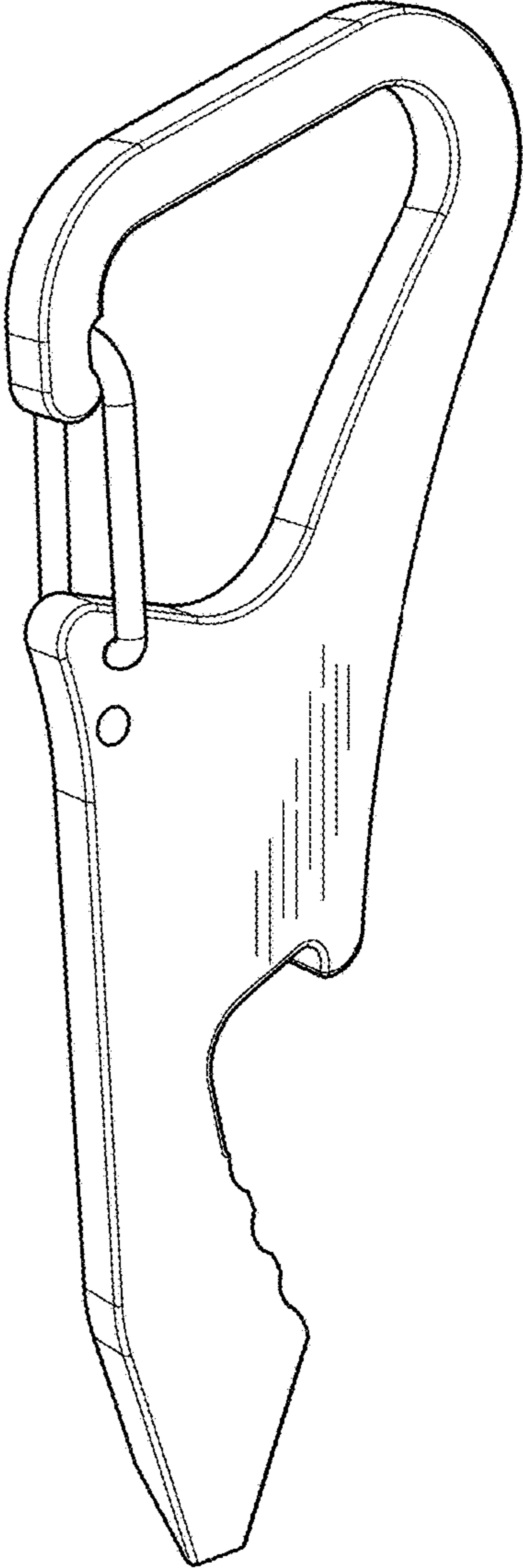
**1 Claim, 3 Drawing Sheets**



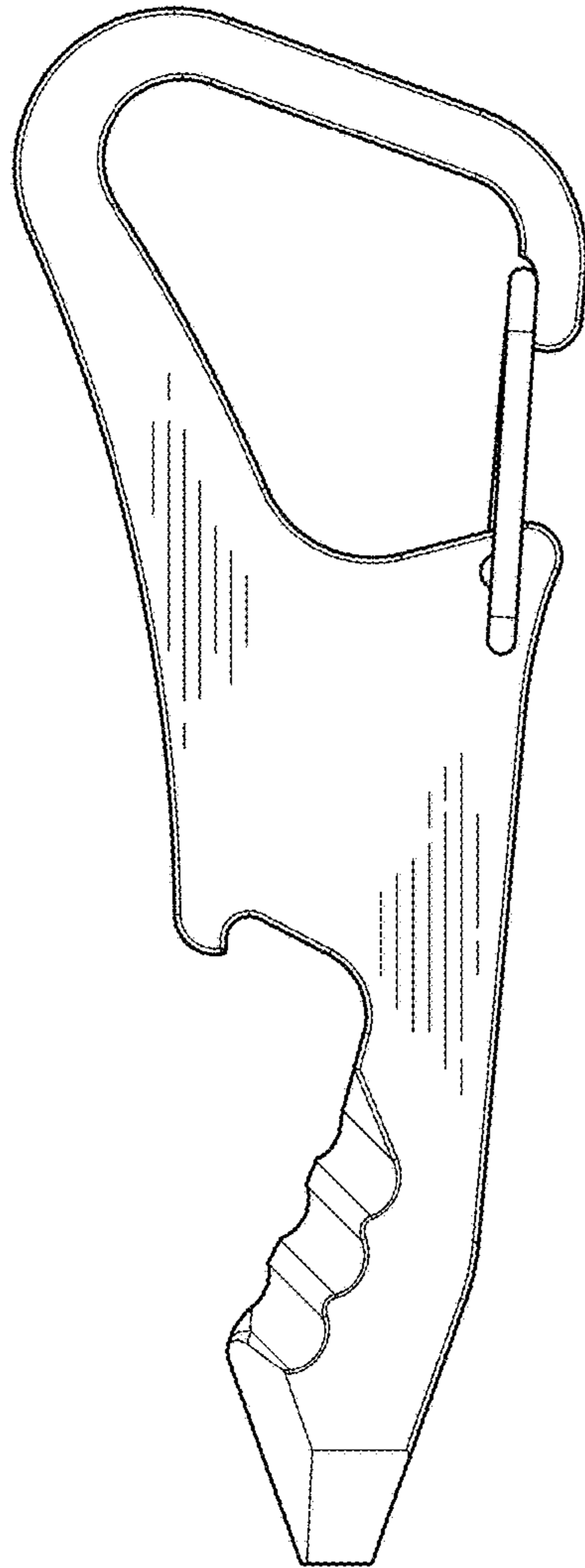
**FIG. 1**



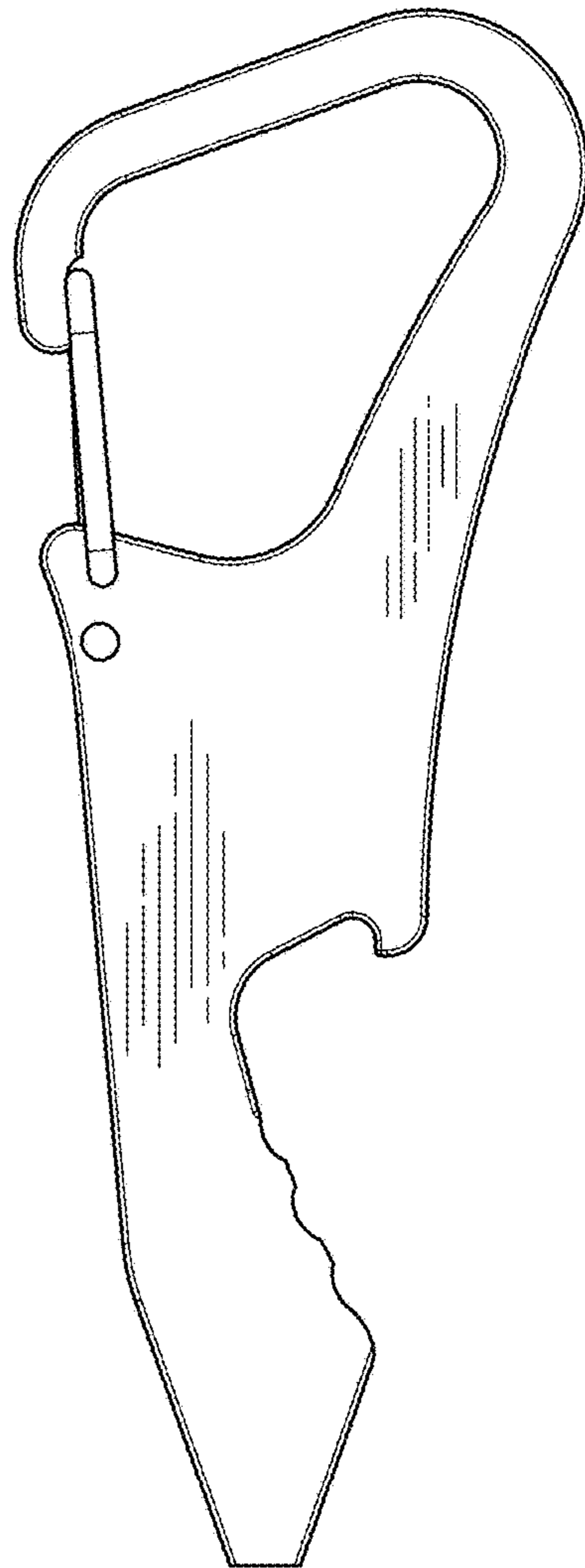
**FIG. 2**



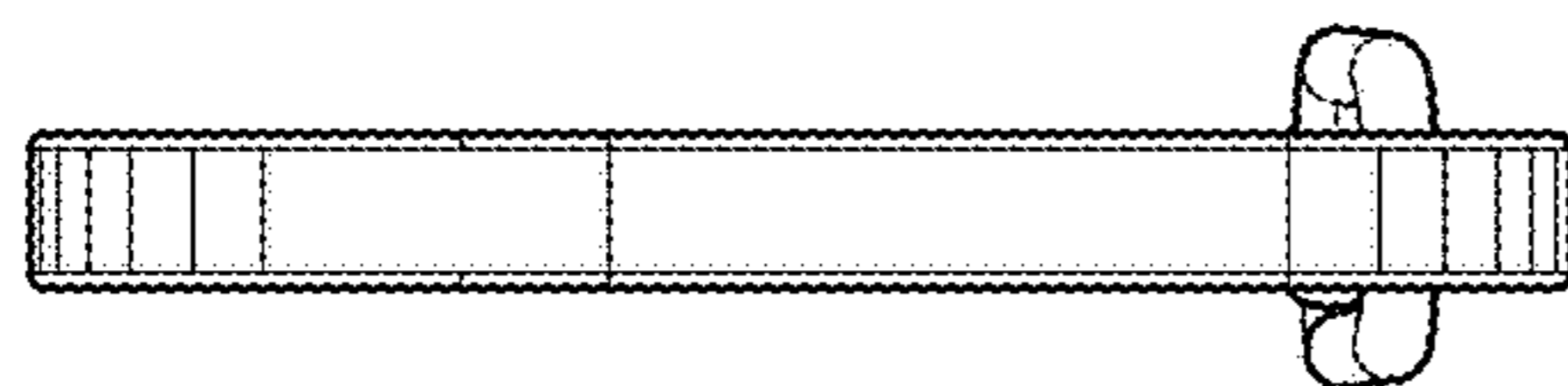
**FIG. 3**



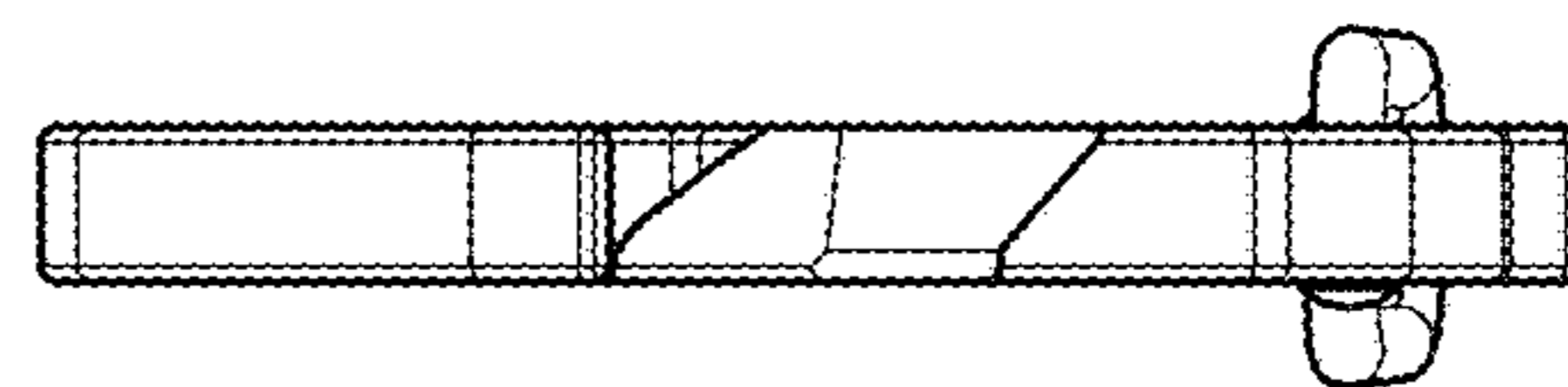
**FIG. 4**



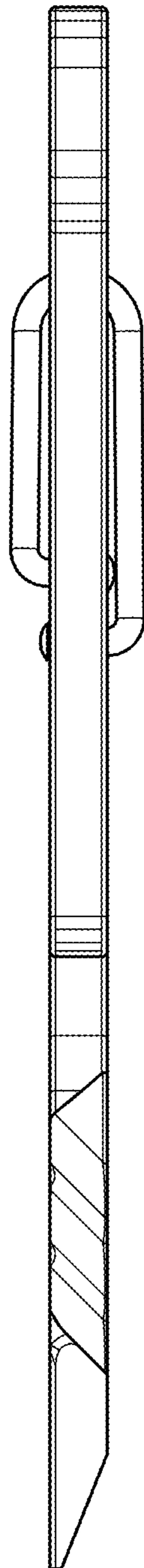
**FIG. 5**



**FIG. 6**



**FIG. 7**



**FIG. 8**

