



US00D772676S

(12) **United States Design Patent**
Qiuliang

(10) **Patent No.:** **US D772,676 S**

(45) **Date of Patent:** **** Nov. 29, 2016**

- (54) **KNIFE**
- (71) Applicant: **Taylor Brands, LLC**, Kingsport, TN (US)
- (72) Inventor: **Junchang Huang Qiuliang**, Guangdong (CN)
- (73) Assignee: **Battenfield Technologies, Inc.**, Columbia, MO (US)
- (**) Term: **15 Years**
- (21) Appl. No.: **29/531,435**
- (22) Filed: **Jun. 25, 2015**
- (51) **LOC (10) Cl.** **08-03**
- (52) **U.S. Cl.**
USPC **D8/99**
- (58) **Field of Classification Search**
USPC D8/98, 99, 100, 105, 107; D22/118
CPC B26B 1/00; B26B 1/02; B26B 1/04; B26B 1/042; B26B 1/044; B26B 1/10
See application file for complete search history.

D539,631 S	4/2007	Taylor	
D554,964 S	11/2007	Taylor	
D561,295 S	2/2008	Taylor	
D561,554 S	2/2008	Taylor	
D562,102 S	2/2008	Pearman	
D562,932 S	2/2008	Taylor	
D578,857 S	10/2008	Yang-Fu	
7,437,822 B2 *	10/2008	Flagg B26B 1/044 30/160
D599,640 S	9/2009	Yang-Fu	
D599,641 S	9/2009	Yang-Fu	
D600,090 S	9/2009	Yang-Fu	
D613,145 S	4/2010	Yang-Fu	
D632,755 S *	2/2011	Weiguo D22/118
D633,772 S *	3/2011	Behler D8/99
D688,933 S	9/2013	Cheng	
D706,605 S	6/2014	Cheng	
D732,918 S *	6/2015	Wang D8/99
D733,515 S	7/2015	Cheng	

(Continued)

Primary Examiner — Phillip S Hyder
(74) *Attorney, Agent, or Firm* — Luedeka Neely Group, PC

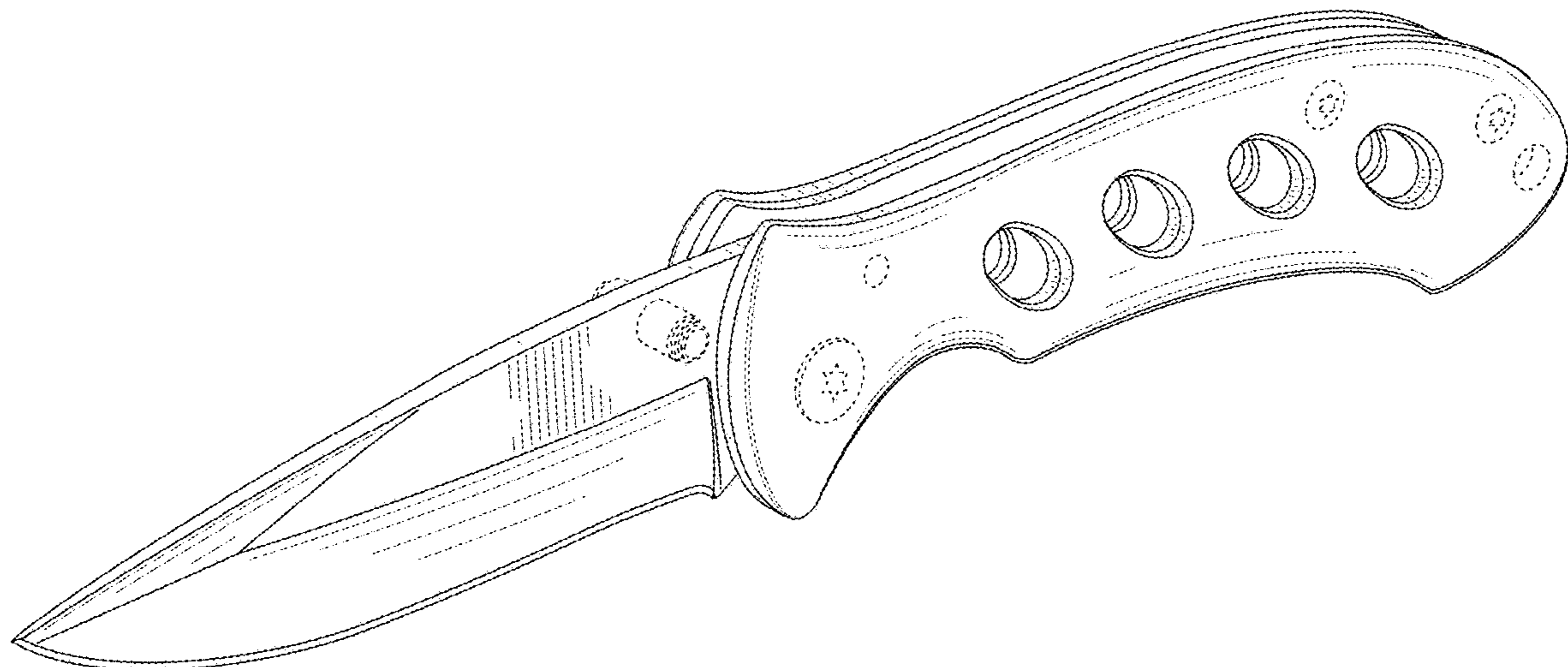
(57) **CLAIM**
The ornamental design for a knife, as shown and described.

DESCRIPTION

FIG. 1 is a perspective view of a knife of my new design. FIG. 2 is a left side elevation view of the knife of FIG. 1. FIG. 3 is a right side elevation view of the knife of FIG. 1. FIG. 4 is a top plan view of the knife of FIG. 1. FIG. 5 is a bottom plan view of the knife of FIG. 1. FIG. 6 is a front end view of the knife of FIG. 1; and, FIG. 7 is a rear end view of the knife of FIG. 1. The broken lines in the drawings are included for the purpose of illustrating unclaimed features and form no part of the claimed design.

1 Claim, 6 Drawing Sheets

- (56) **References Cited**
U.S. PATENT DOCUMENTS
- D433,914 S * 11/2000 Chu D8/99
- 6,276,063 B1 * 8/2001 Chen B26B 1/048
30/155
- D454,769 S 3/2002 Gardiner et al.
- D459,188 S 6/2002 Gardiner et al.
- D467,783 S * 12/2002 Onion D8/107
- D479,114 S * 9/2003 Onion D8/99
- D482,257 S 11/2003 Taylor et al.
- D482,258 S 11/2003 Taylor et al.
- D489,956 S * 5/2004 Rae D8/99
- D505,057 S 5/2005 Ralph
- D512,624 S 12/2005 Taylor et al.



(56)

References Cited

* cited by examiner

U.S. PATENT DOCUMENTS

D734,117 S	7/2015	Cheng	
2006/0143929 A1*	7/2006	Lake	B26B 1/044 30/155
2006/0260137 A1*	11/2006	Flagg	B26B 1/044 30/160

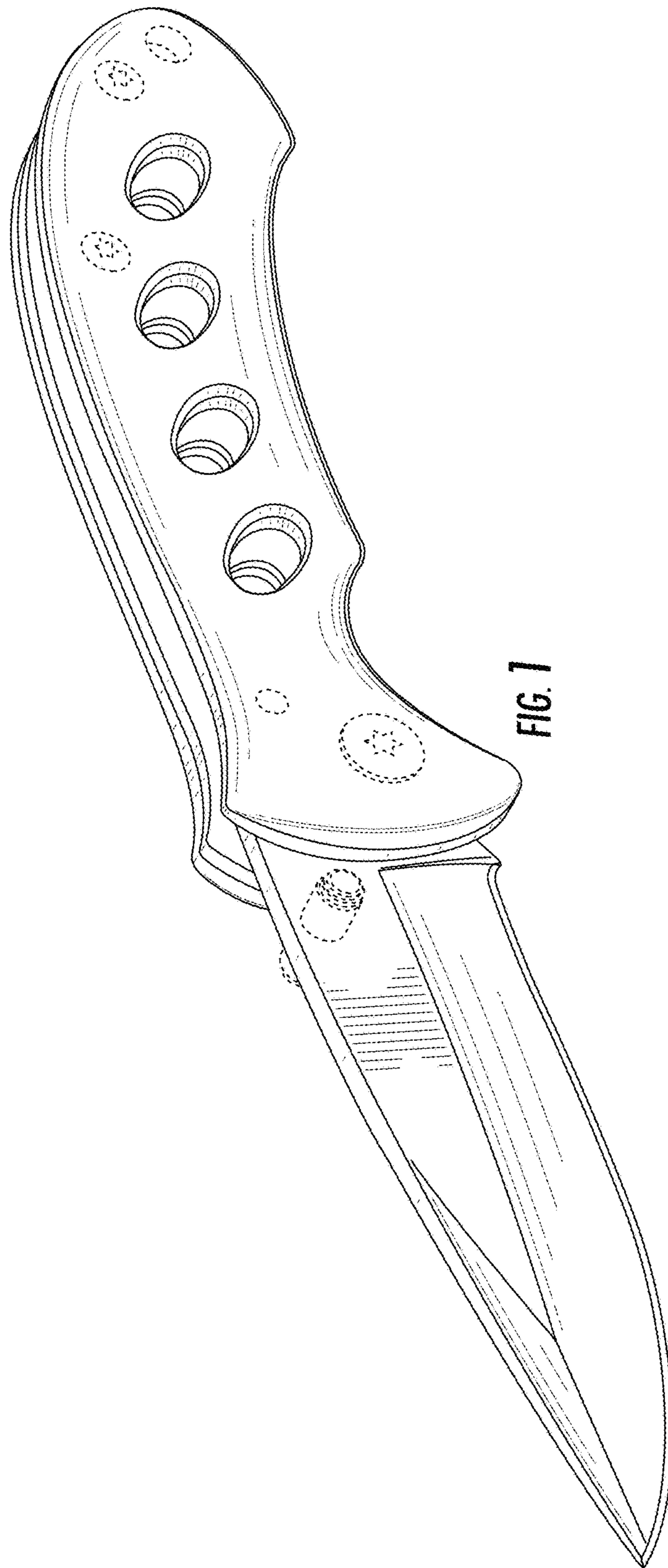


FIG. 1

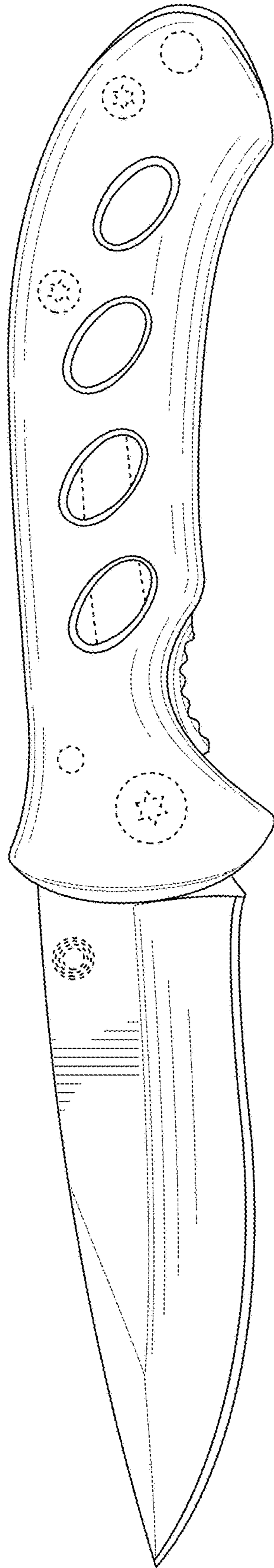


FIG. 2

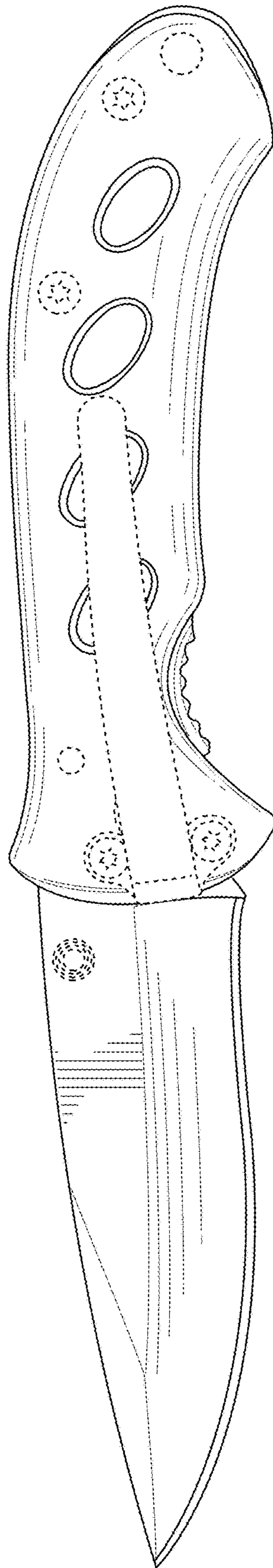


FIG. 3

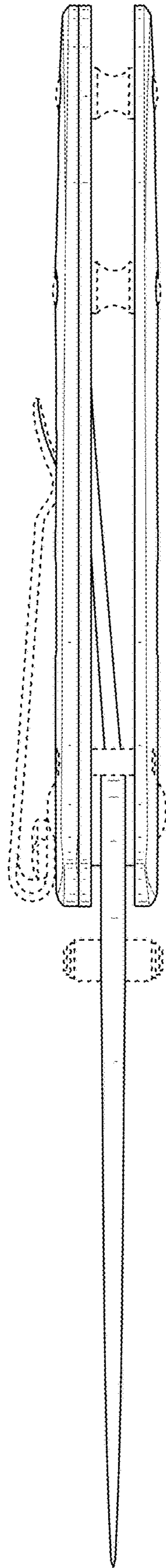


FIG. 4

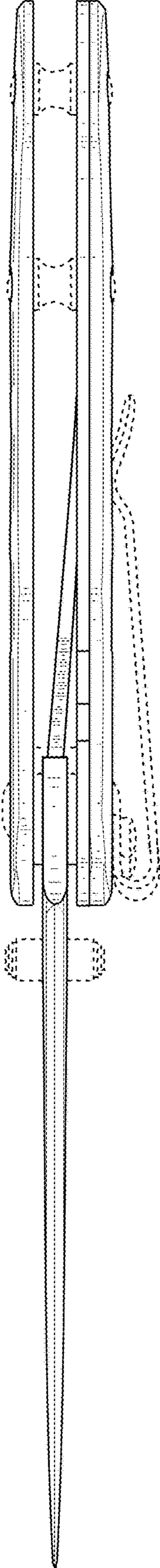


FIG. 5

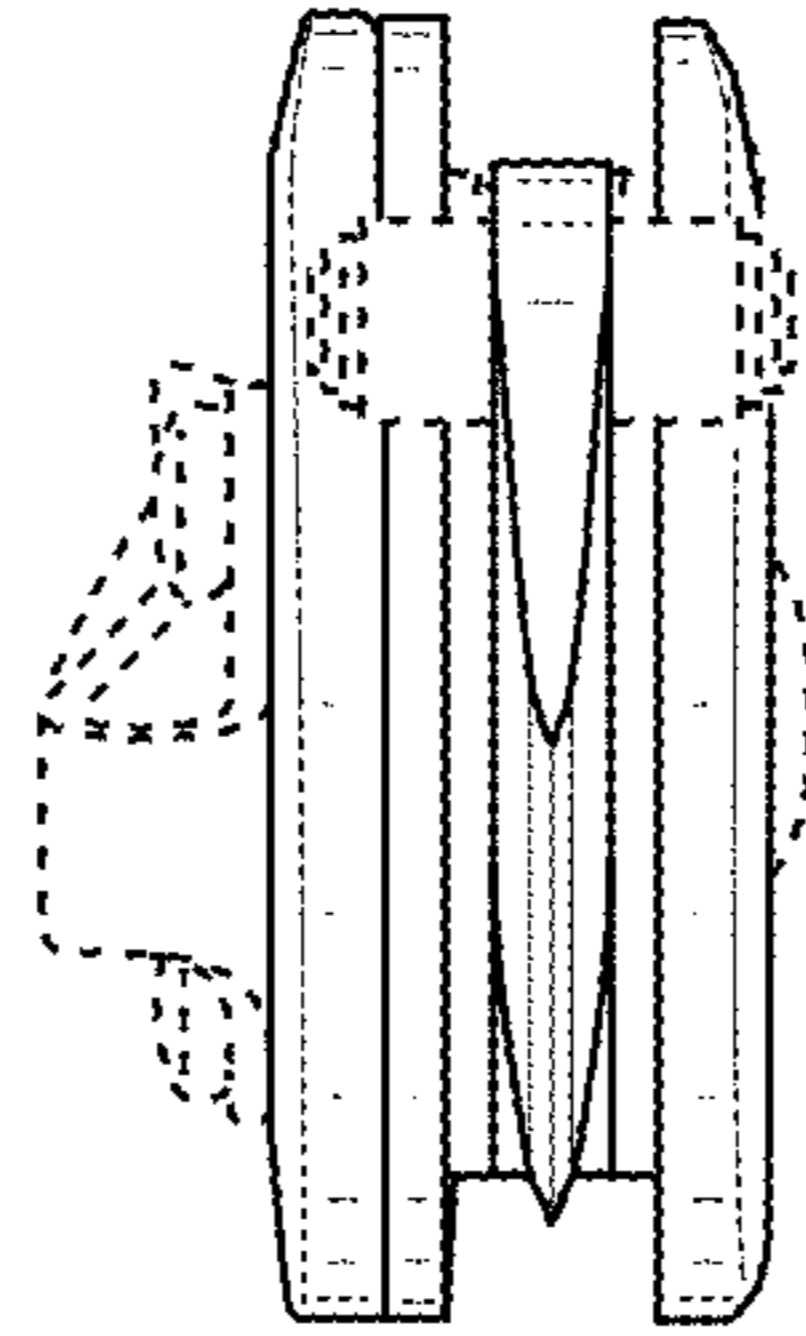


FIG. 6

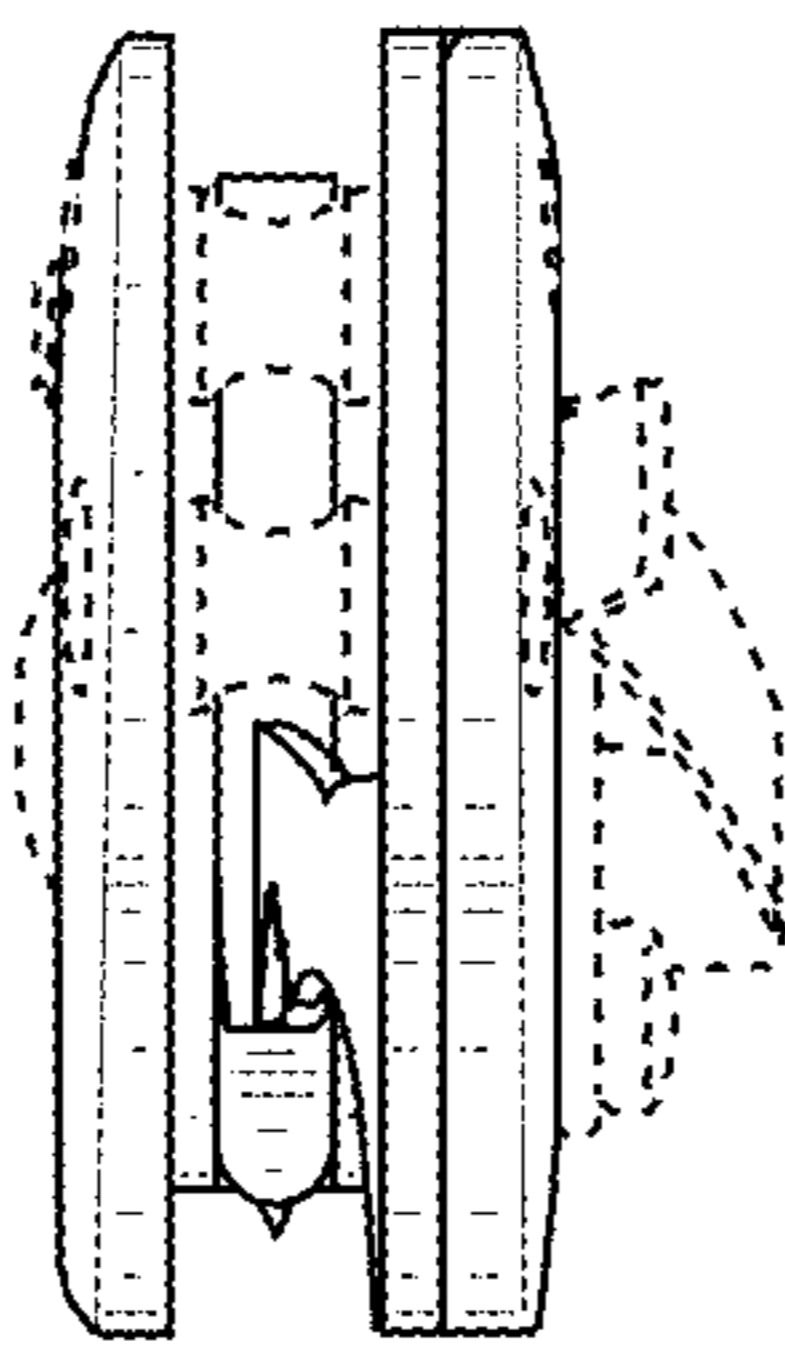


FIG. 7