

US00D772675S

(12) **United States Design Patent** (10) **Patent No.:** **US D772,675 S**
Wagoner (45) **Date of Patent:** **** Nov. 29, 2016**

(54) **SAFETY SAW**

(71) Applicant: **Ronald Wagoner**, Flagstaff, AZ (US)

(72) Inventor: **Ronald Wagoner**, Flagstaff, AZ (US)

(**) Term: **15 Years**

(21) Appl. No.: **29/529,128**

(22) Filed: **Jun. 4, 2015**

(51) **LOC (10) Cl.** **08-03**

(52) **U.S. Cl.**
USPC **D8/98**

(58) **Field of Classification Search**

USPC D8/14, 95, 96, 97, 98, 107, 90; D32/46

CPC B27B 21/00; B27B 23/00

See application file for complete search history.

(56) **References Cited**

U.S. PATENT DOCUMENTS

1,872,939	A *	8/1932	Haddican	B23D 49/11
					29/270
D269,154	S *	5/1983	Freedman	16/DIG. 24
D348,120	S *	6/1994	Spector	D28/30
5,636,646	A *	6/1997	Zito	A45D 24/30
					132/149
5,697,157	A *	12/1997	Votolato	B26B 29/02
					30/2
D412,098	S *	7/1999	Godt	D8/107
D435,935	S *	1/2001	Nobile	D28/48
D547,633	S *	7/2007	Troxell	D8/97
D558,934	S *	1/2008	Khubani	D30/158
D722,412	S *	2/2015	Tsai	D32/46

* cited by examiner

Primary Examiner — Phillip S Hyder

(74) *Attorney, Agent, or Firm* — Invention To Patent Services; Alex R Hobson

(57) **CLAIM**

The ornamental design for a safety saw, as shown and described.

DESCRIPTION

FIG. 1 is a photograph of the right side of the safety saw having a handle and a serrated file attached to a saw support portion of the saw body;

FIG. 2 is a photograph of the left side of the safety saw having a handle and a serrated file attached to a saw support portion of the saw body;

FIG. 3 is a photograph of the front side of the safety saw;


FIG. 4 is a photograph of the back side of the safety saw;

FIG. 5 is a photograph of the top-end of the safety saw having a serrated file attached to a saw support portion of the safety saw;

FIG. 6 is a photograph of a portion of the right side of the safety saw showing a serrated file attached to a saw support portion of the safety saw; and,

FIG. 7 is a photograph of a portion of the right side of the safety saw showing the serrated file having a serrated outer surface and a plurality of notches.

1 Claim, 7 Drawing Sheets






FIG. 1




FIG. 2




FIG. 3




FIG. 4




FIG. 5

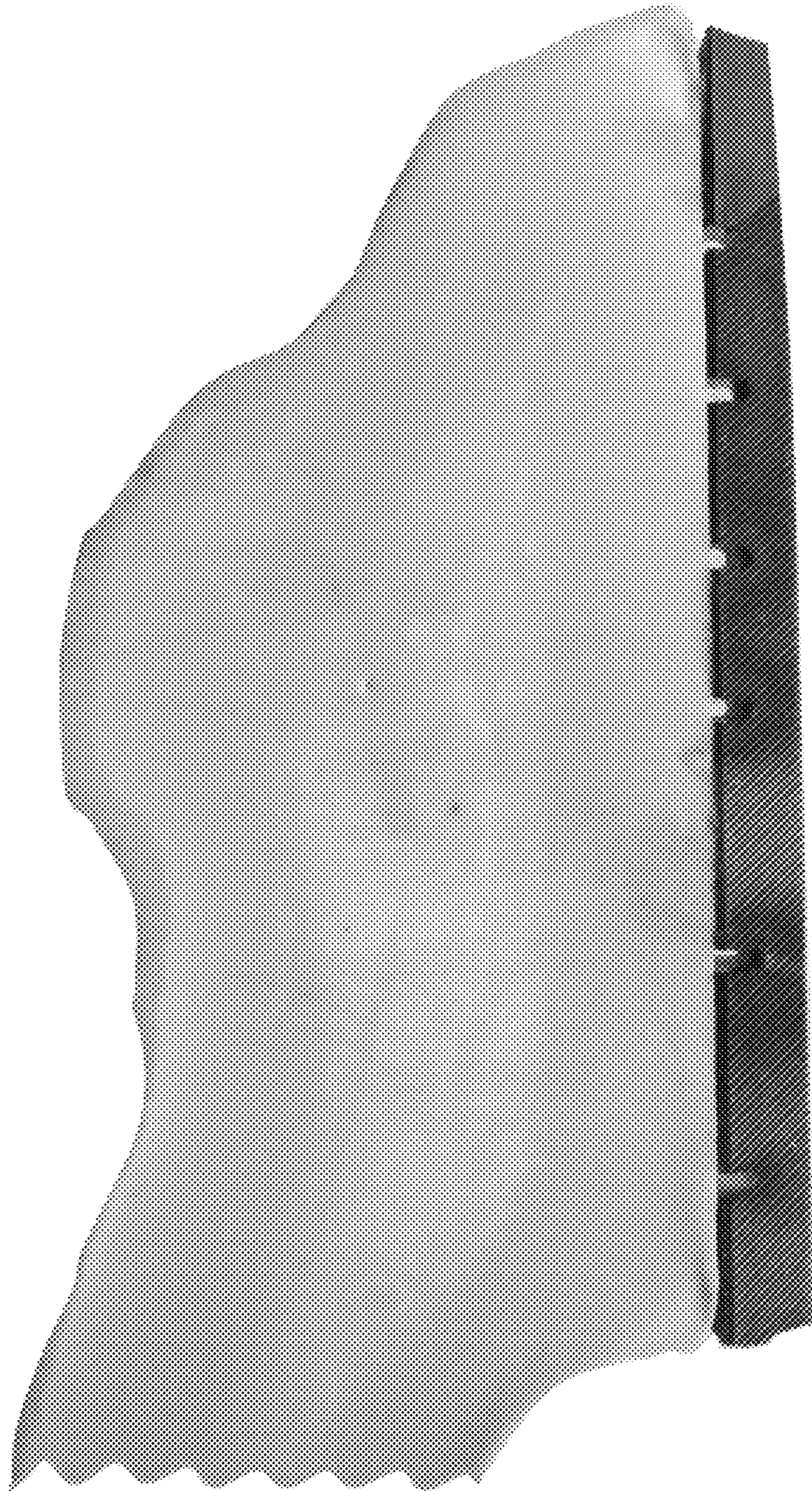


FIG. 6



FIG. 7