



US00D772671S

(12) **United States Design Patent**
Stokes et al.

(10) **Patent No.:** **US D772,671 S**

(45) **Date of Patent:** **** Nov. 29, 2016**

(54) **CLUB HAMMER**

(71) Applicant: **Fiskars Brands, Inc.**, Madison, WI (US)

(72) Inventors: **Steven Stokes**, Fitchburg, WI (US);
Aaron Honadel, Ixonia, WI (US);
Colin Roberts, Madison, WI (US);
Petteri Masalin, Helsinki (FR); **Sami Lyytikäinen**, Lohja (FI)

(73) Assignee: **Fiskars Brands, Inc.**, Middleton, WI (US)

(**) Term: **15 Years**

(21) Appl. No.: **29/531,276**

(22) Filed: **Jun. 24, 2015**

(51) **LOC (10) Cl.** **08-02**

(52) **U.S. Cl.**

USPC **D8/75**

(58) **Field of Classification Search**

USPC D6/75-81, 107; 81/19-26, 489-490;
254/26 R; D22/117; D21/756; 473/302

CPC A63B 49/08; A63B 53/14; A63B 53/16;
A63B 59/0014; A63B 59/0029; B25G 1/00;
B25G 1/01; B25G 1/02; B25G 1/04; B25G
1/10; B25G 3/34; B25G 23/00

See application file for complete search history.

(56) **References Cited**

U.S. PATENT DOCUMENTS

277,183 A 5/1883 Wright
755,355 A * 3/1904 Carlsen B25D 1/00
254/26 R
935,253 A 9/1909 Gill et al.
1,008,944 A 11/1911 Brendel

1,102,935 A 7/1914 Lipoff
1,279,075 A 9/1918 Bali
1,321,371 A 11/1919 Huff
1,357,451 A 11/1920 Groover
1,369,499 A 2/1921 Thomson
1,377,920 A 5/1921 Pearson

(Continued)

FOREIGN PATENT DOCUMENTS

CN 3016457165 8/2011
KR 300222185000 9/1998

(Continued)

Primary Examiner — Philip S Hyder

Assistant Examiner — Roselynn Cody

(74) *Attorney, Agent, or Firm* — Foley & Lardner LLP

(57) **CLAIM**

We claim the ornamental design for a club hammer, as shown and described.

DESCRIPTION

FIG. 1 is a front perspective view from below of the claimed design according to one embodiment;

FIG. 2 is a rear perspective view from below of the claimed design of FIG. 1;

FIG. 3 is a front view of the claimed design of FIG. 1;

FIG. 4 is a left side view of the claimed design of FIG. 1;

FIG. 5 is a rear side view of the claimed design of FIG. 1;

FIG. 6 is a right side view of the claimed design of FIG. 1;

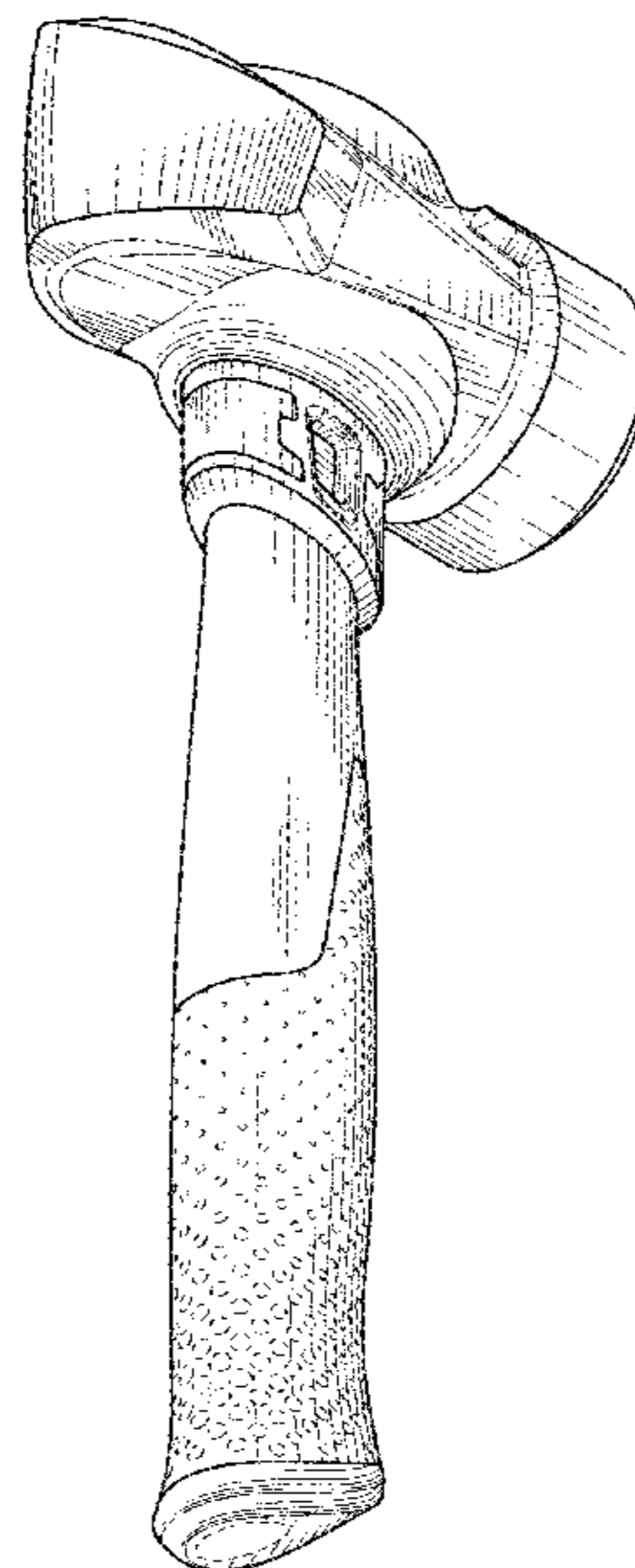
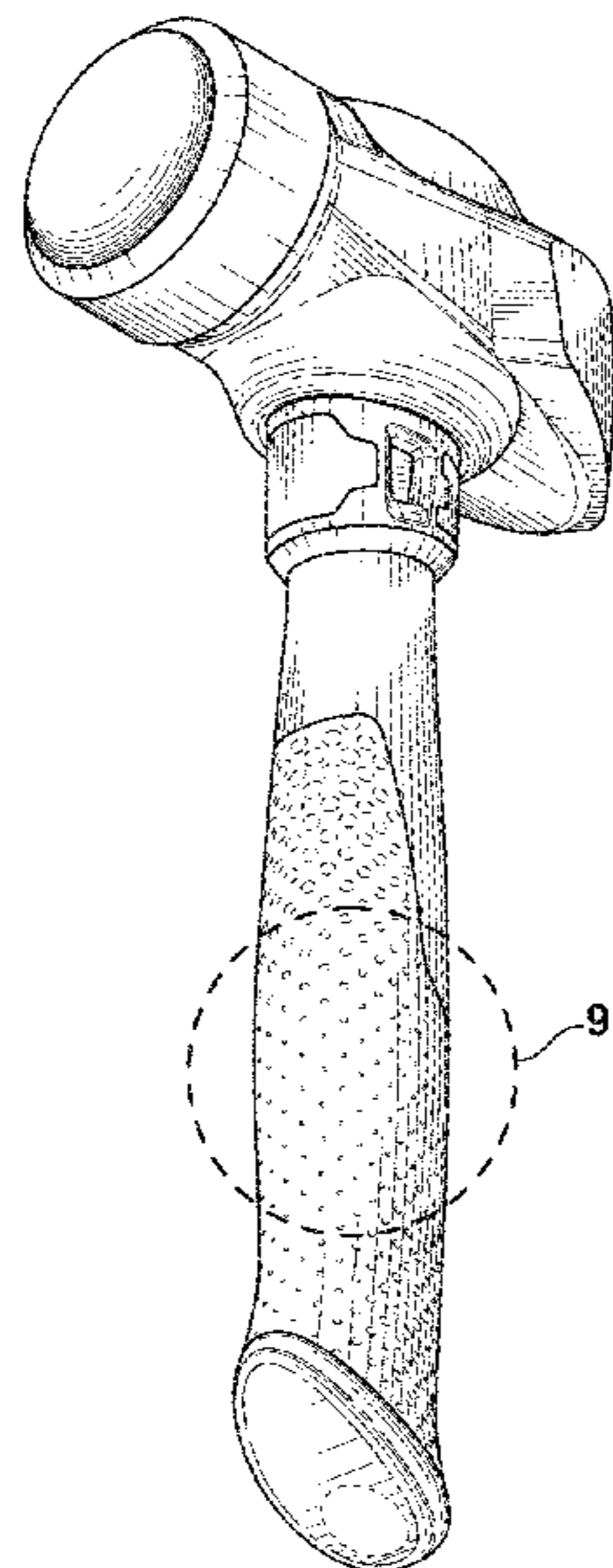
FIG. 7 is a top view of the claimed design of FIG. 1;

FIG. 8 is a bottom view of the claimed design of FIG. 1; and,

FIG. 9 is a detail view of a portion of the handle of the claimed design.

Any portion of the article depicted in broken lines forms no part of the claimed design. As shown in FIG. 9, the circular features on the grip of the handle are depicted in broken lines.

1 Claim, 5 Drawing Sheets



(56)

References Cited

U.S. PATENT DOCUMENTS

D99,635 S 5/1936 Vaughan
 D115,256 S 6/1939 Vaughan
 2,319,253 A 5/1943 Neal
 2,470,865 A 5/1949 Rosengren
 2,504,093 A 4/1950 Toth
 D256,322 S 8/1980 Zabarte
 D263,369 S 3/1982 Kuo
 D266,141 S 9/1982 Nannen
 4,357,974 A 11/1982 Nannen
 D271,076 S 10/1983 Hillinger
 4,476,597 A 10/1984 Gobbi
 D288,628 S 3/1987 Farrand
 4,669,342 A 6/1987 Wilson
 D302,381 S 7/1989 Zabarte
 D302,933 S 8/1989 Zabarte
 D303,208 S 9/1989 Chung
 D340,177 S 10/1993 Key
 D354,212 S 1/1995 Ronnholm et al.
 D356,480 S 3/1995 Ronnholm et al.
 D362,795 S 10/1995 Ronnholm
 D365,739 S 1/1996 Weintraut
 5,551,323 A 9/1996 Beere et al.
 D378,656 S 4/1997 Maine
 5,647,080 A 7/1997 Martin
 D381,884 S * 8/1997 Spiner D8/75
 D393,776 S 4/1998 Kessler
 D408,219 S 4/1999 Lai
 D410,362 S 6/1999 Lai
 D420,268 S 2/2000 Coonrad
 D442,048 S 5/2001 Coonrad
 D448,265 S * 9/2001 Chen D8/107
 D465,714 S 11/2002 Stump et al.
 D468,181 S 1/2003 Hung
 D494,830 S * 8/2004 Konen D8/107
 6,860,053 B2 3/2005 Christiansen
 D519,348 S 4/2006 Chen
 D520,568 S * 5/2006 DeBoer D8/75
 D521,344 S 5/2006 Hung
 D521,839 S * 5/2006 Hung D8/75
 7,044,020 B2 5/2006 Rosenthal
 D530,582 S * 10/2006 Sleiman D8/77
 7,380,483 B2 6/2008 Hu
 D572,993 S * 7/2008 Baty D8/11
 D574,690 S * 8/2008 Chen D8/77
 D600,523 S 9/2009 Adams et al.
 D605,922 S 12/2009 Reinius
 7,631,582 B2 12/2009 Hu
 D618,977 S * 7/2010 Ruhland D8/77

D619,442 S * 7/2010 Chen D8/80
 D623,413 S 9/2010 Blanchard et al.
 D625,982 S 10/2010 Oyama
 D628,870 S 12/2010 Jerabek et al.
 D628,871 S 12/2010 Jerabek et al.
 7,874,231 B2 1/2011 Hanlon
 D631,722 S 2/2011 Lamarre et al.
 D636,185 S 4/2011 Behar et al.
 D644,498 S 9/2011 Chen
 D645,252 S 9/2011 Blanchard et al.
 D648,202 S * 11/2011 Chen D8/80
 D648,610 S 11/2011 Paloheimo
 8,056,443 B2 11/2011 Hanlon
 D653,925 S 2/2012 Hung
 D654,774 S * 2/2012 Mullen D8/107
 D657,566 S 4/2012 Behar et al.
 D658,884 S 5/2012 Watanabe et al.
 D661,170 S 6/2012 Beggs
 D664,358 S 7/2012 Behar et al.
 D670,504 S 11/2012 Watanabe et al.
 D676,300 S 2/2013 Vanderbeek
 8,387,486 B2 3/2013 Hanlon
 D680,402 S 4/2013 Descombes
 8,420,203 B2 4/2013 Sikora et al.
 D685,247 S 7/2013 Tatic
 8,770,548 B2 7/2014 Hanlon
 D710,615 S 8/2014 Pereira et al.
 D716,126 S 10/2014 Dahlberg et al.
 D730,134 S 5/2015 Youngren et al.
 D743,231 S 11/2015 Chang
 D747,943 S 1/2016 Hung
 D752,938 S 4/2016 West et al.
 D752,941 S * 4/2016 Lee D8/81
 D758,820 S * 6/2016 Nelson D8/80
 2004/0244117 A1 12/2004 Huang
 2007/0082750 A1 4/2007 Rose
 2008/0072702 A1 3/2008 Arnold
 2010/0199809 A1 8/2010 St. John et al.
 2012/0048055 A1 3/2012 Krause et al.
 2014/0260812 A1 9/2014 Chang
 2014/0311299 A1 * 10/2014 Chen B25D 1/12
 81/22
 2016/0008966 A1 * 1/2016 Stokes B25G 1/01
 81/22

FOREIGN PATENT DOCUMENTS

TW D142581 9/2011
 TW D148437 8/2012
 TW D153006 4/2013

* cited by examiner

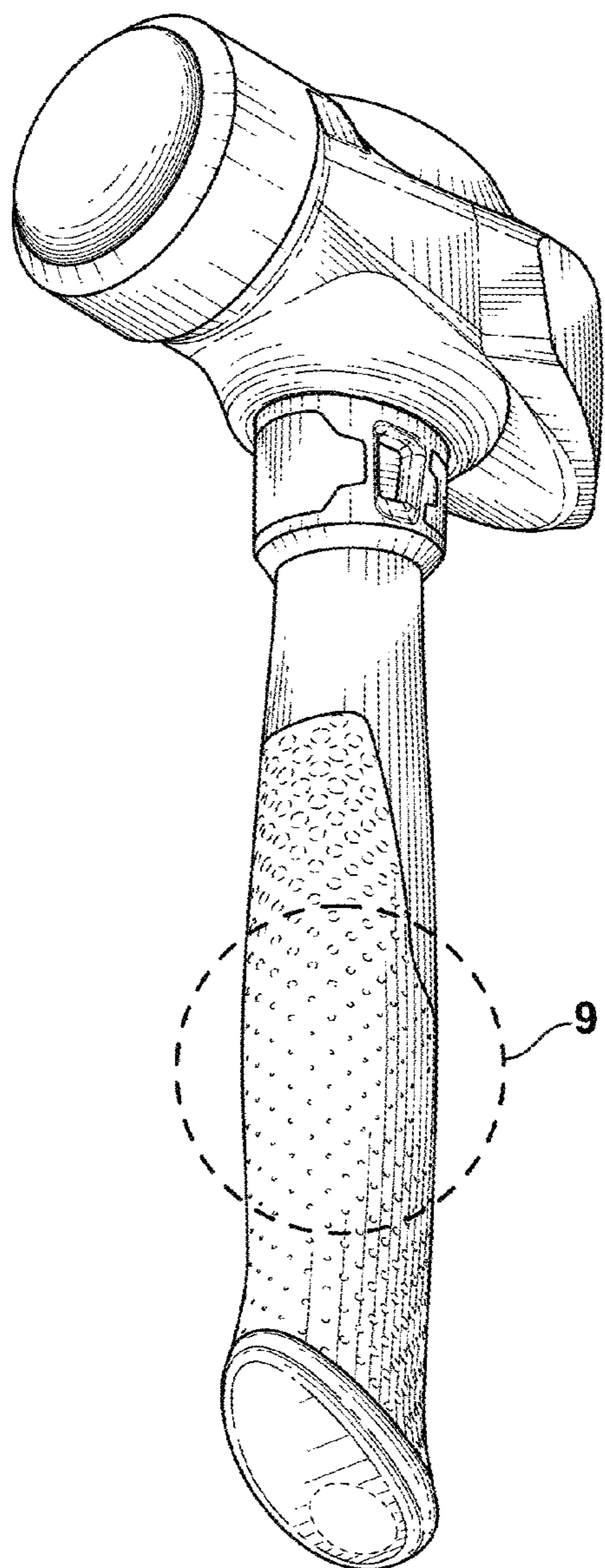


FIG. 1

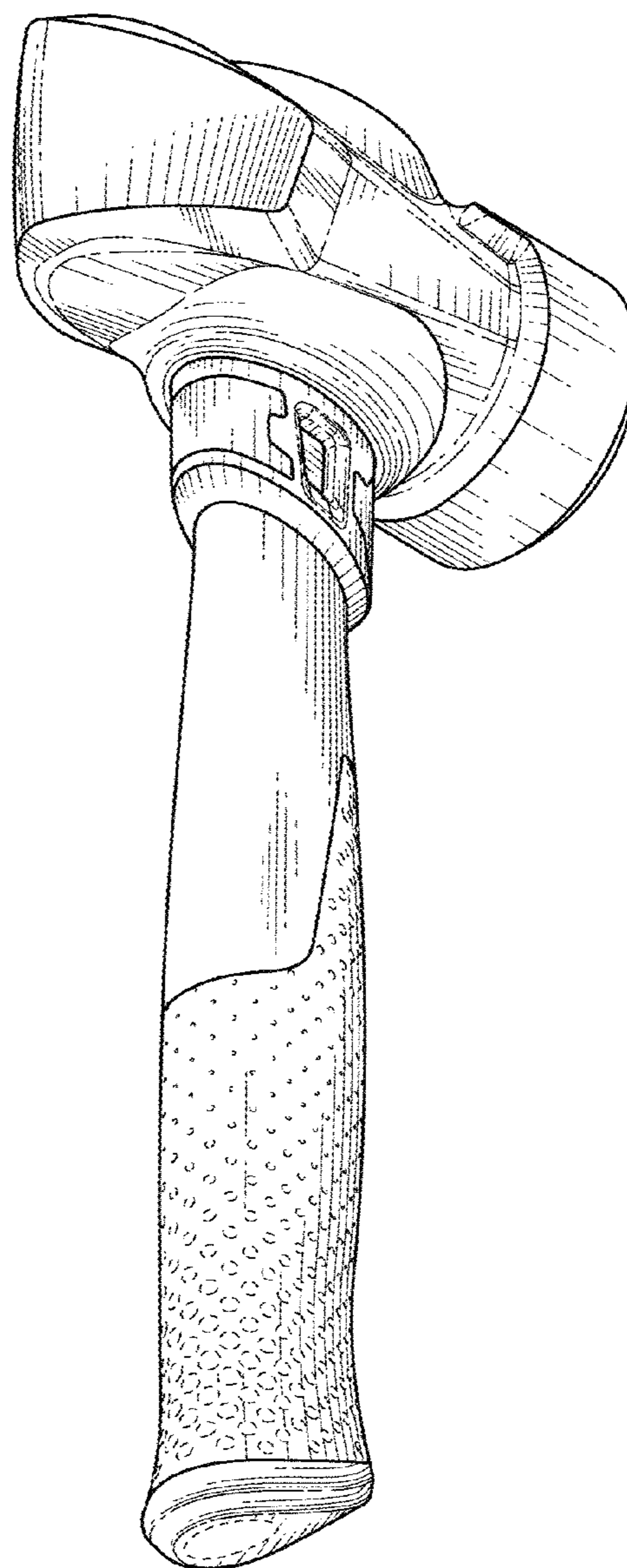


FIG. 2

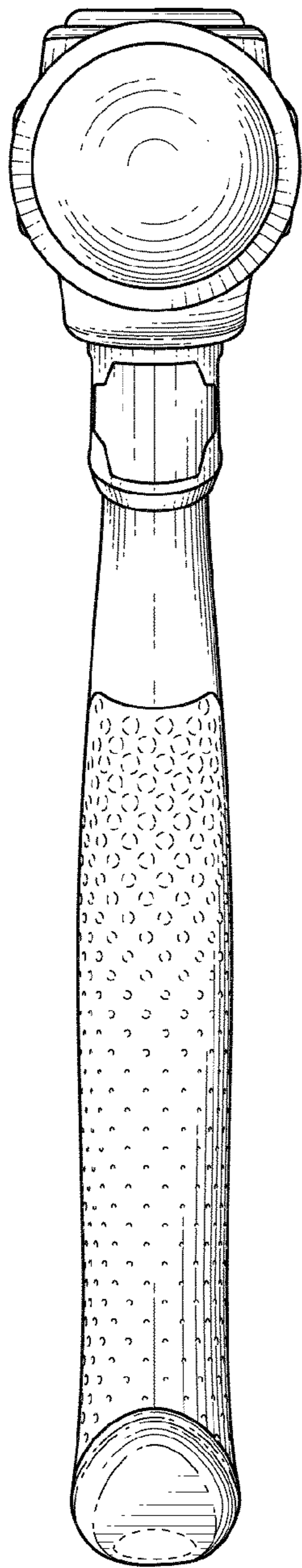


FIG. 3

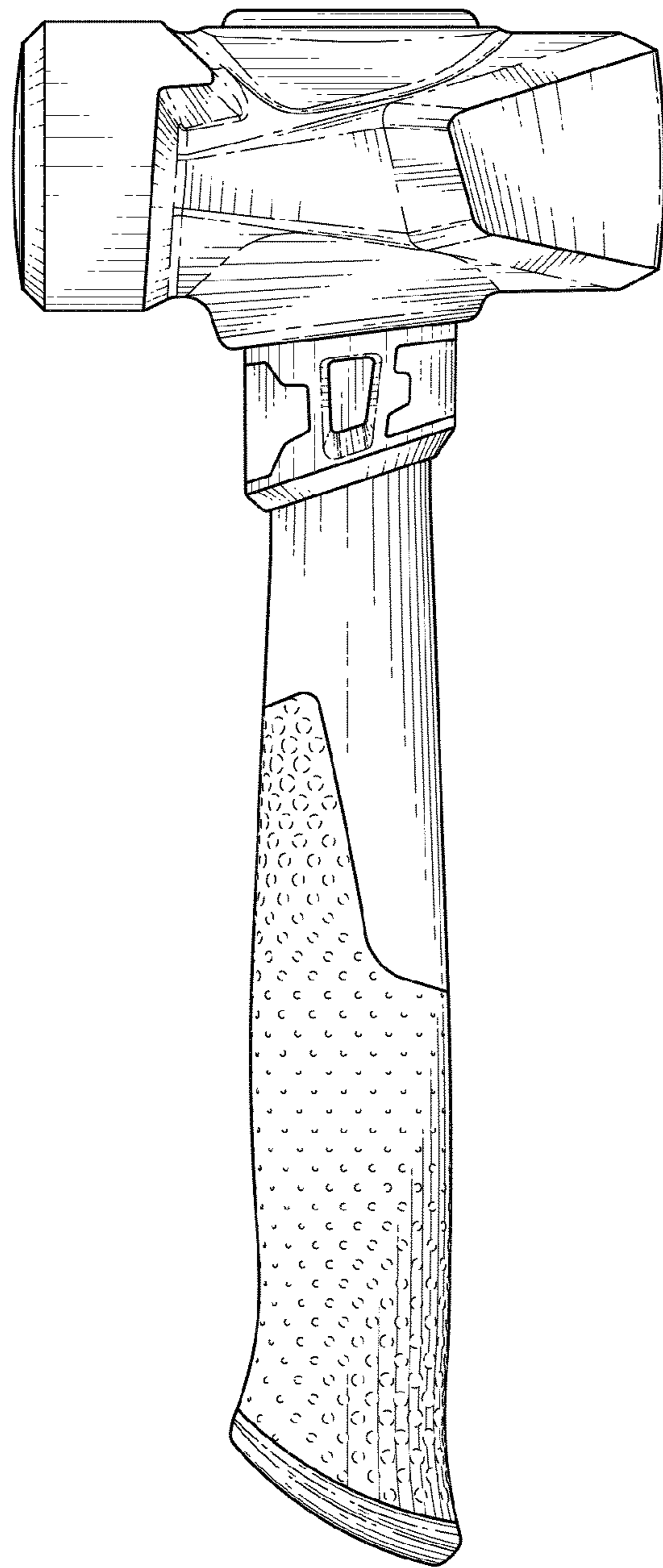


FIG. 4

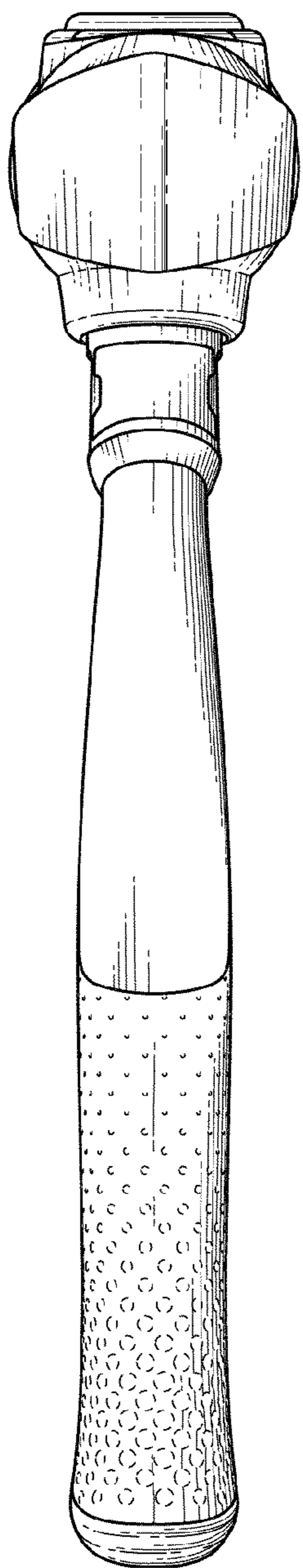


FIG. 5

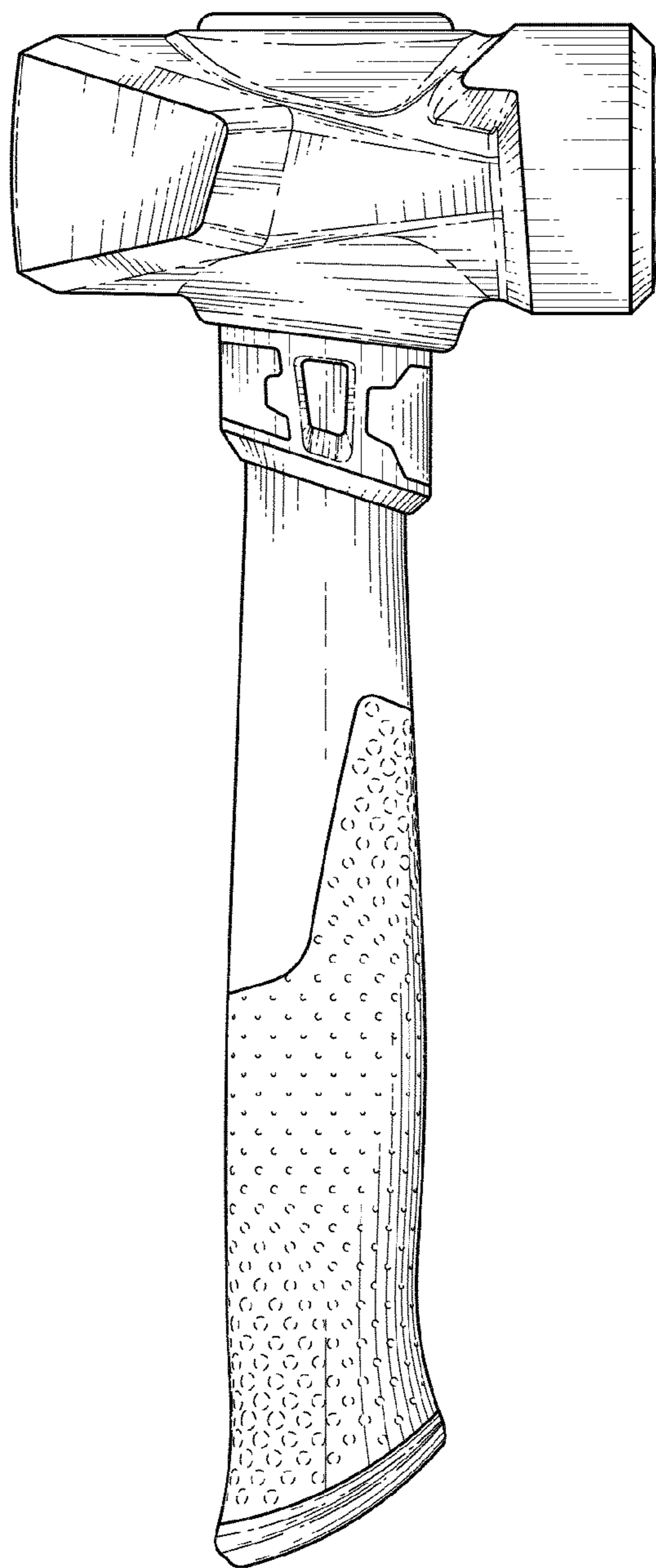


FIG. 6

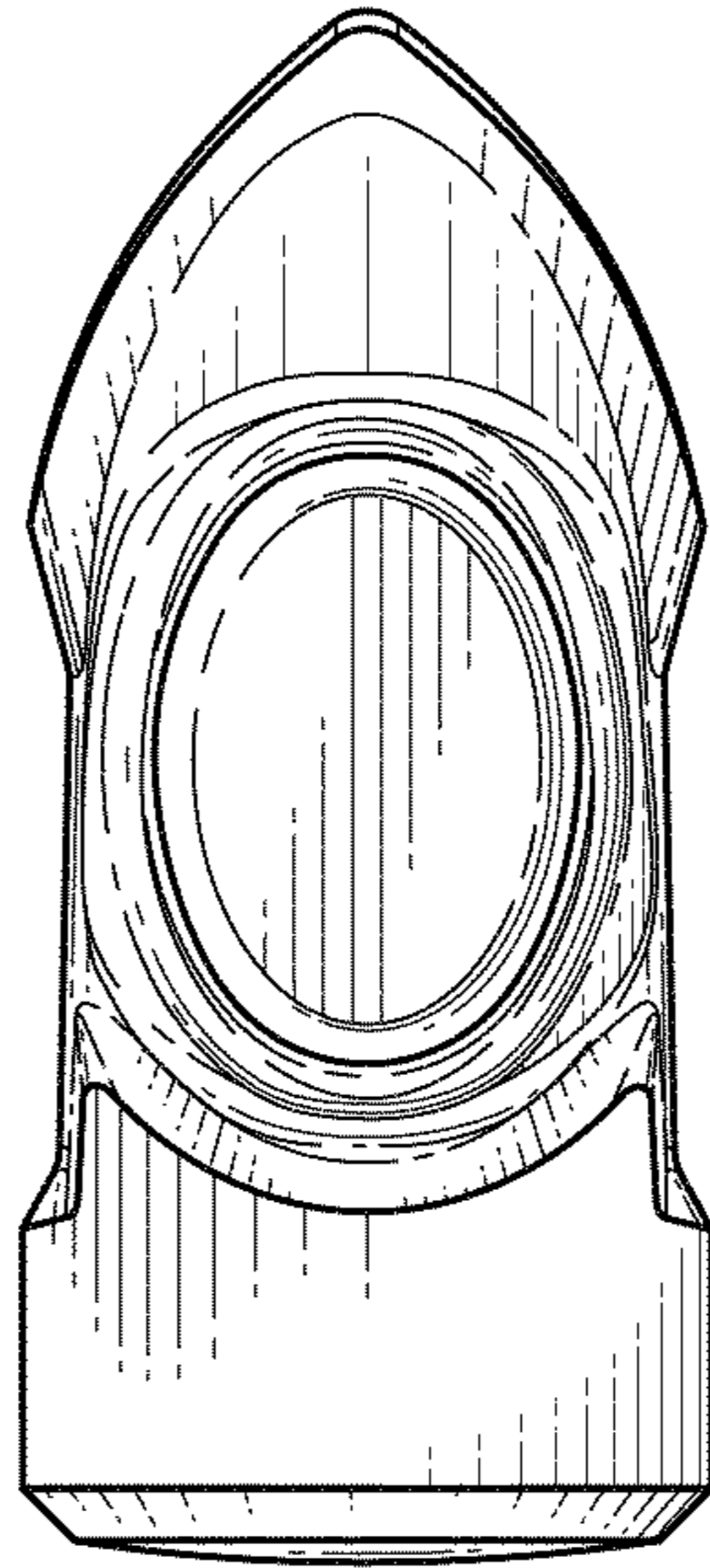


FIG. 7

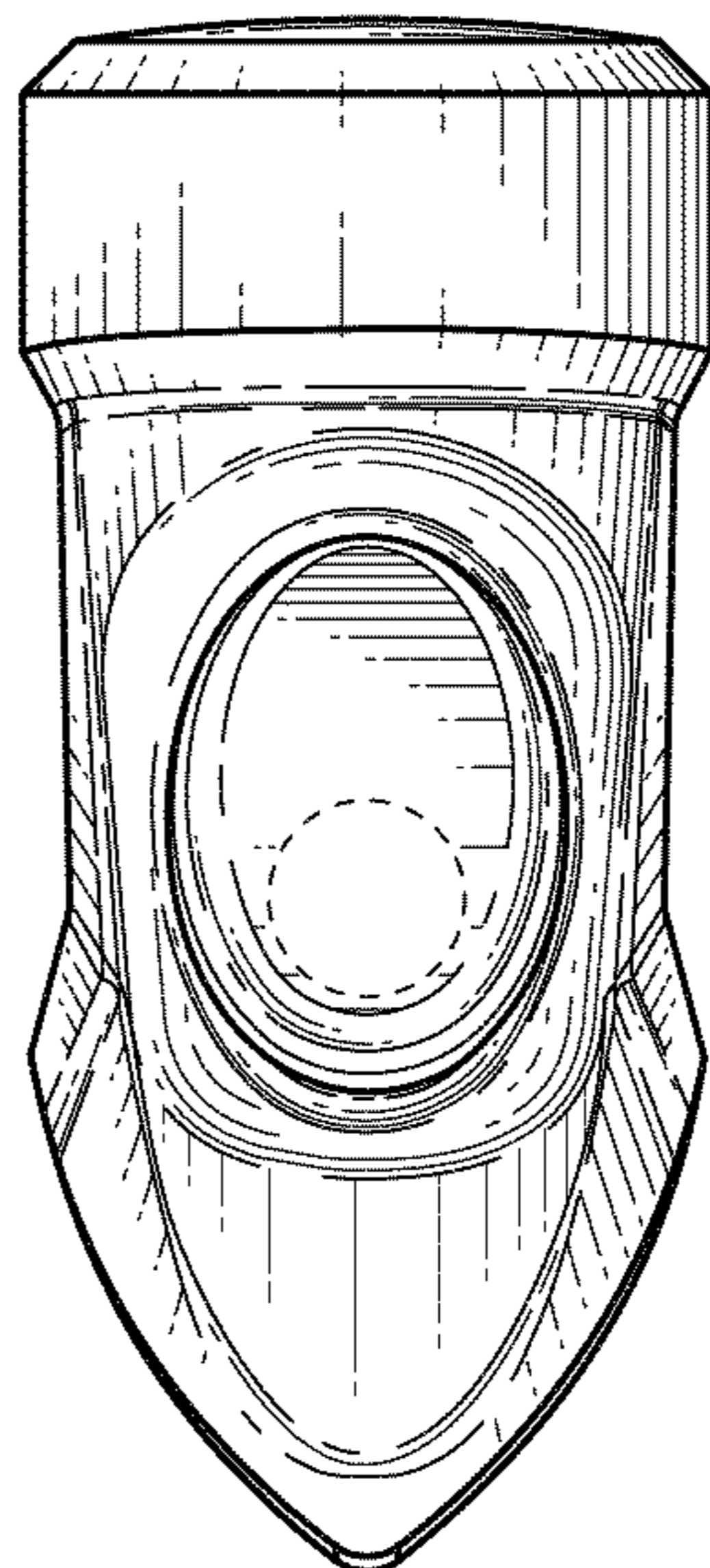


FIG. 8

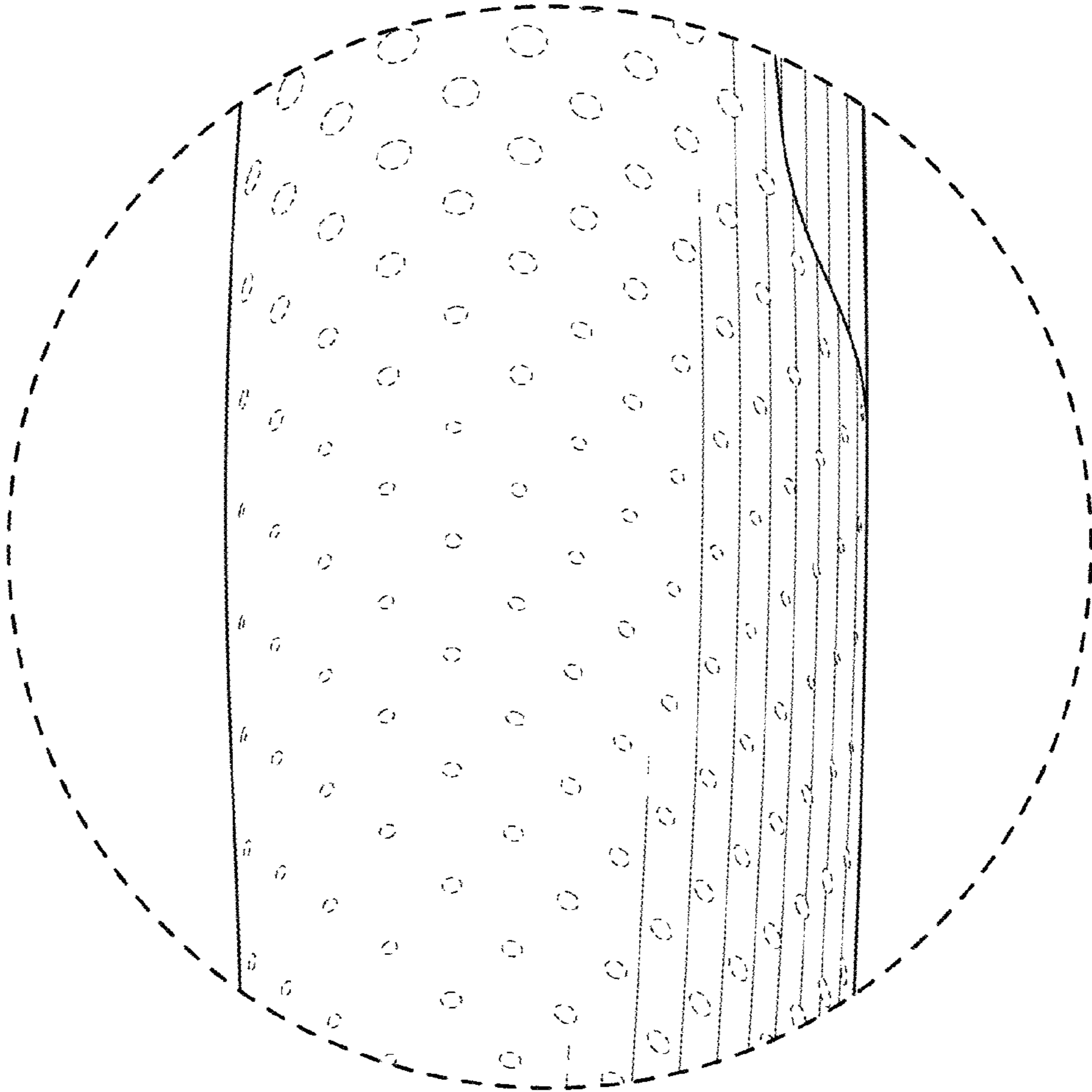


FIG. 9