



US00D772666S

(12) **United States Design Patent** (10) **Patent No.:** **US D772,666 S**  
**Fortier-Meyer et al.** (45) **Date of Patent:** **\*\* Nov. 29, 2016**

(54) **CUTTING TOOL**  
(71) Applicant: **Fiskars Brands, Inc.**, Madison, WI (US)  
(72) Inventors: **Alais Fortier-Meyer**, Lake Mills, WI (US); **Jens Housley**, Stoughton, WI (US)  
(73) Assignee: **Fiskars Brands, Inc.**, Middleton, WI (US)  
(\*\*) Term: **15 Years**  
(21) Appl. No.: **29/542,711**  
(22) Filed: **Oct. 16, 2015**  
(51) **LOC (10) Cl.** ..... **08-03**  
(52) **U.S. Cl.**  
USPC ..... **D8/57**  
(58) **Field of Classification Search**  
USPC ..... D8/51-58  
CPC ..... B26B 13/00; B26B 13/06; B26B 13/12;  
B26B 13/22; B26B 13/24; B26B 17/00  
See application file for complete search history.

(56) **References Cited**

U.S. PATENT DOCUMENTS

D266,309 S	9/1982	Linden	
4,715,122 A	12/1987	Linden	
D344,225 S	2/1994	Hendon et al.	
5,325,592 A	7/1994	Linden et al.	
D350,466 S	9/1994	Ramsey et al.	
D365,004 S	12/1995	Ramsey et al.	
5,636,443 A	6/1997	Linden	
D392,168 S *	3/1998	Jacquet	D8/57
D393,193 S	4/1998	Schneider et al.	
5,832,612 A	11/1998	Cornell et al.	
D413,778 S *	9/1999	Matthews	D8/57
D436,589 S	1/2001	Lancaster et al.	
D444,362 S	7/2001	Pia	
D446,099 S	8/2001	Pia	

D460,671 S *	7/2002	Chan	D8/57
D471,779 S *	3/2003	Chen	D8/57
D502,371 S *	3/2005	Pia	D8/57
D502,853 S *	3/2005	Peterson	D8/57
D503,880 S	4/2005	McLean	
D506,912 S *	7/2005	Phillips	D8/57
D506,913 S *	7/2005	Phillips	D8/57
D514,098 S	1/2006	Huang et al.	
7,096,586 B2	8/2006	Carpenter et al.	
D532,268 S	11/2006	McLean	
D536,588 S	2/2007	Peterson et al.	
D537,310 S	2/2007	McLean	
D551,928 S *	10/2007	Peterson	D8/107
D551,929 S	10/2007	Peterson et al.	
D563,184 S *	3/2008	Phillips	D8/57
D611,794 S *	3/2010	Williams	D8/107
D631,716 S	2/2011	Roberts et al.	

(Continued)

OTHER PUBLICATIONS

U.S. Appl. No. 29/542,709, filed Oct. 16, 2015, Fortier-Meyer et al.  
(Continued)

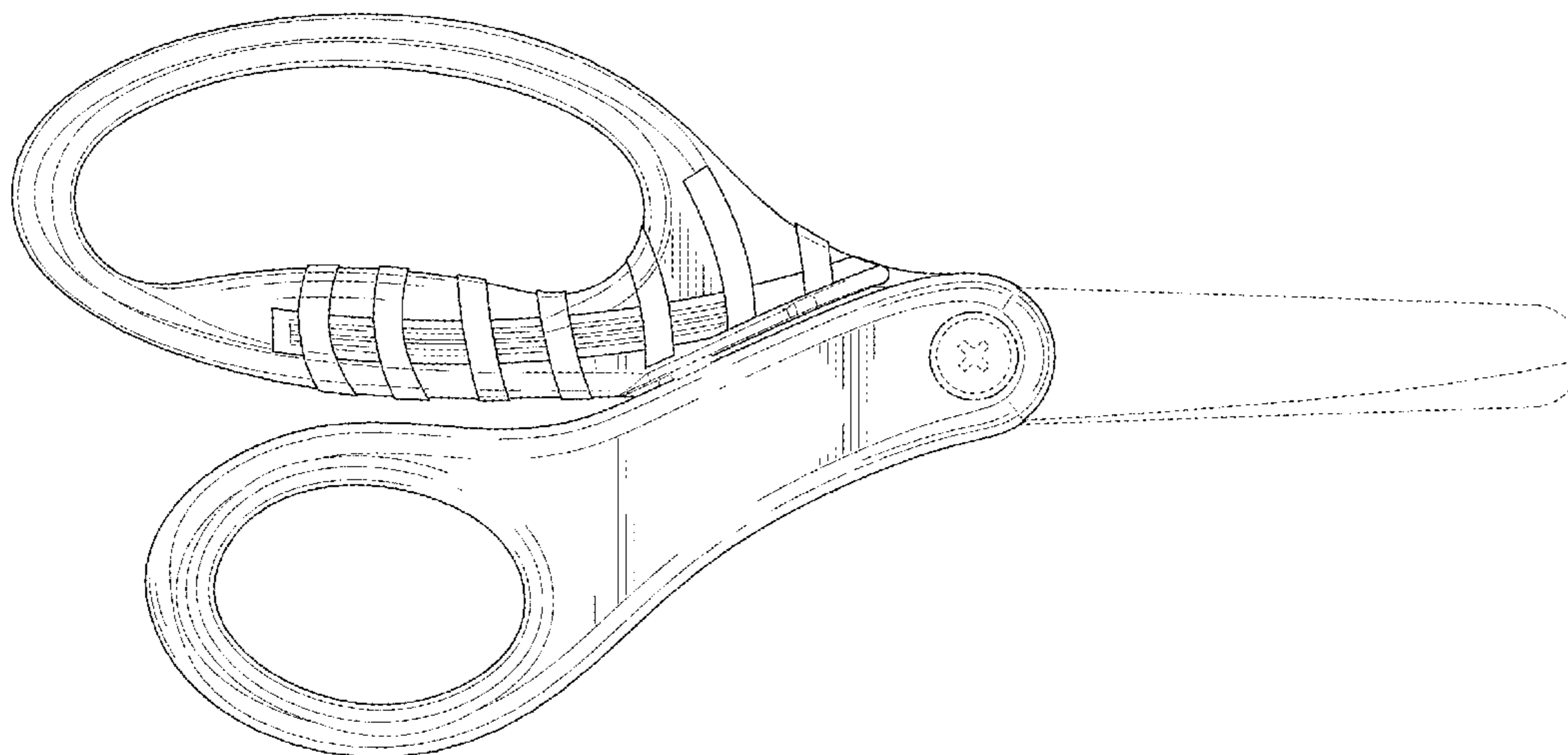
*Primary Examiner* — Deanna L Pratt  
(74) *Attorney, Agent, or Firm* — Foley & Lardner LLP

(57) **CLAIM**  
We claim the ornamental design for a cutting tool, as shown and described.

**DESCRIPTION**

FIG. 1 is an isometric view of a cutting tool;  
FIG. 2 is a left side elevational view thereof;  
FIG. 3 is a right side elevational view thereof;  
FIG. 4 is a front elevational view thereof;  
FIG. 5 is a rear elevational view thereof;  
FIG. 6 is a bottom plan view thereof; and,  
FIG. 7 is a top plan view thereof.  
The broken lines in the drawings illustrate portions of the cutting tool that form no part of the claimed design.

**1 Claim, 5 Drawing Sheets**



(56)

**References Cited**

U.S. PATENT DOCUMENTS

7,913,402 B2 3/2011 Buchtmann et al.  
D642,034 S \* 7/2011 Molina ..... D8/57  
D646,943 S \* 10/2011 Molina ..... D8/57  
D649,418 S \* 11/2011 Molina ..... D8/57  
D721,935 S 2/2015 Farnworth et al.  
D724,918 S 3/2015 Constantine et al.  
D724,919 S 3/2015 Constantine et al.  
D739,197 S 9/2015 Farnworth

2007/0234485 A1\* 10/2007 Peterson ..... B26B 13/22  
7/160  
2009/0013538 A1\* 1/2009 Constantine ..... B26B 13/04  
30/254  
2010/0071217 A1 3/2010 Peterson et al.

OTHER PUBLICATIONS

U.S. Appl. No. 29/542,714, filed Oct. 16, 2015, Fortier-Meyer et al.  
U.S. Appl. No. 29/542,717, filed Oct. 16, 2015, Fortier-Meyer et al.

\* cited by examiner

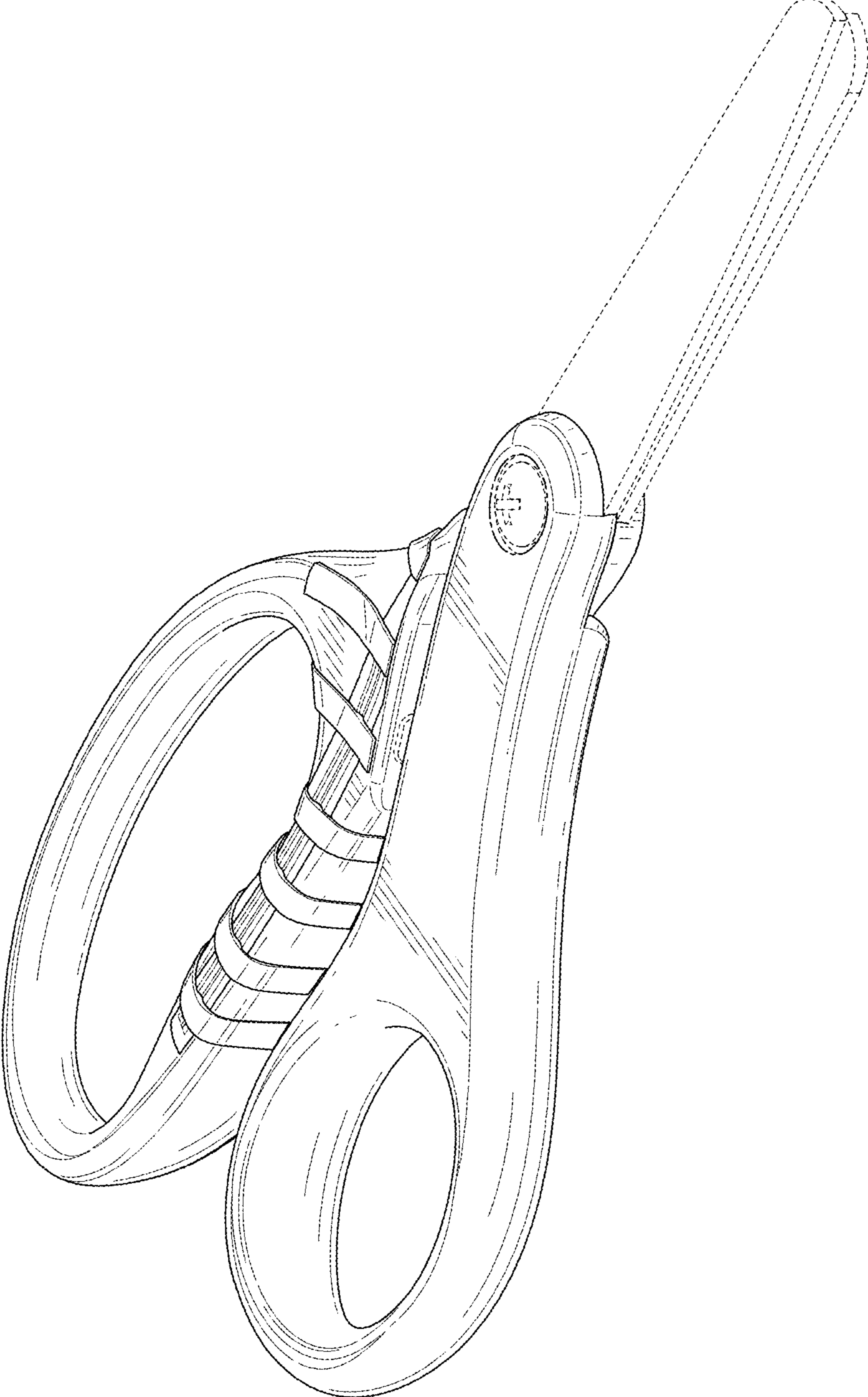


FIG. 1

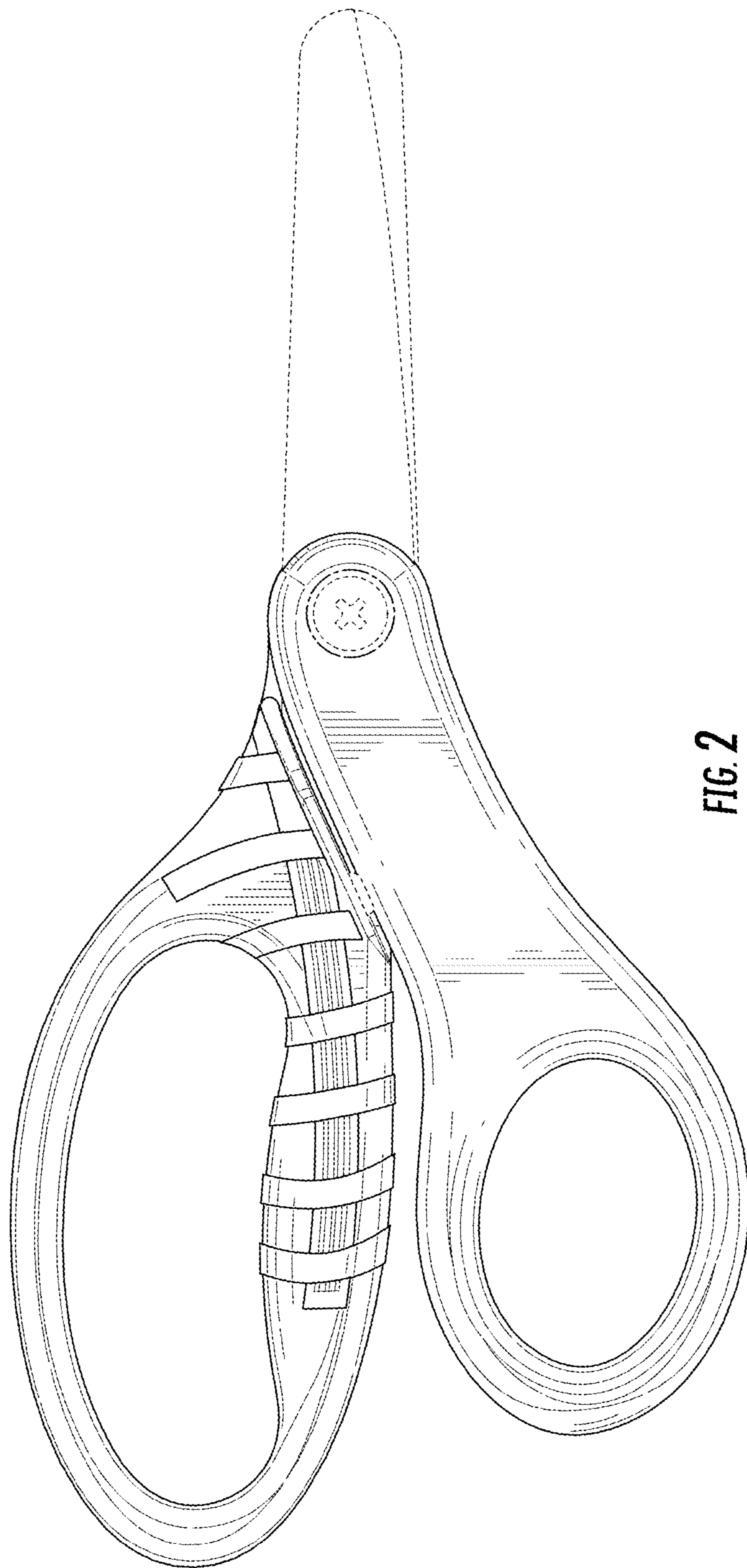


FIG. 2

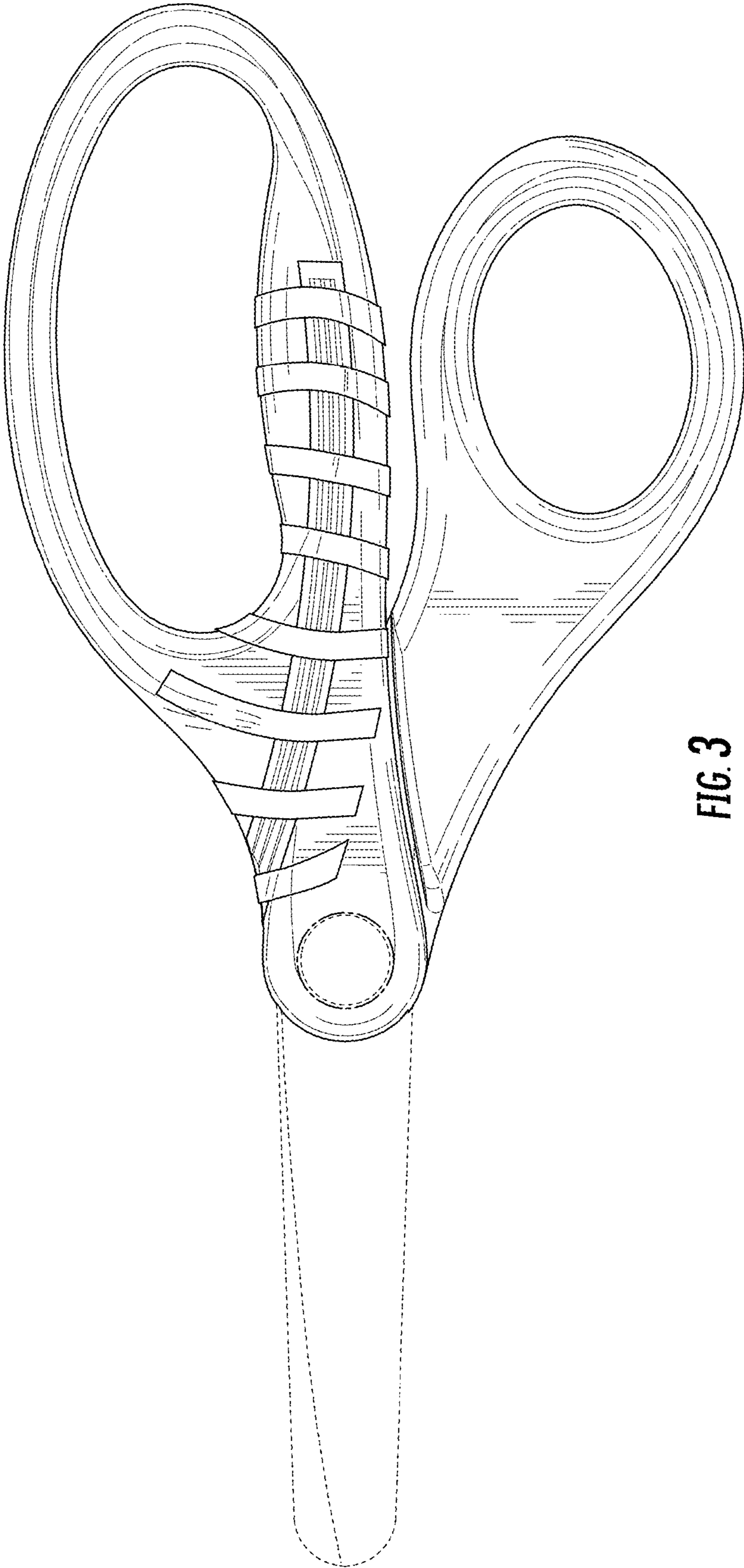


FIG. 3

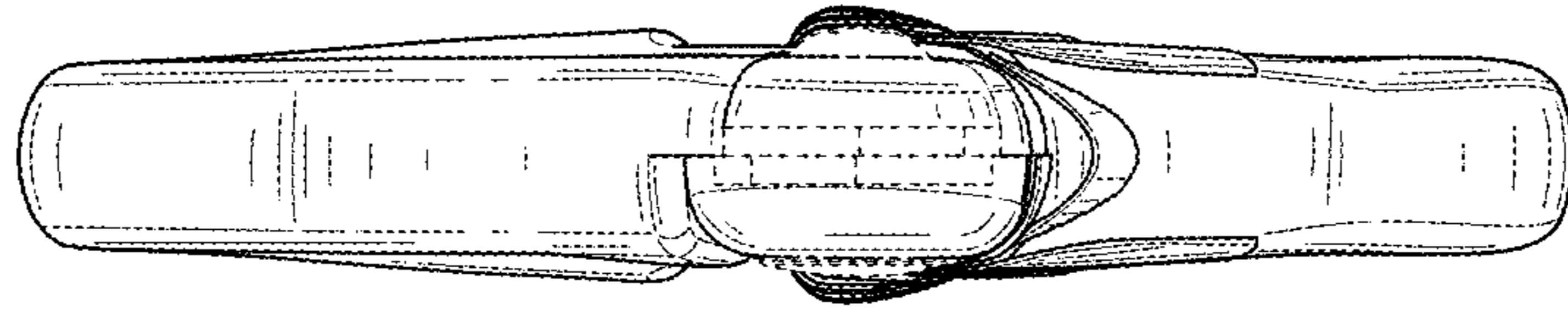


FIG. 4

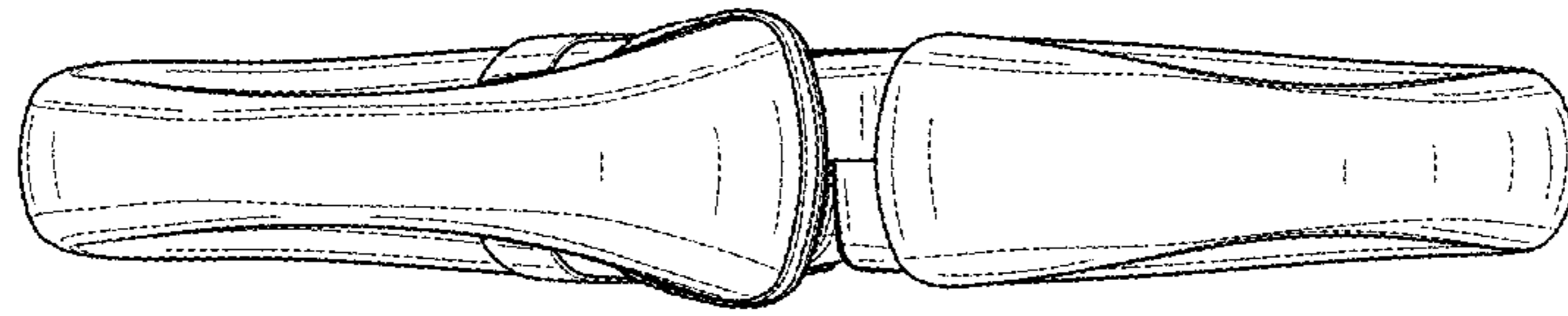


FIG. 5

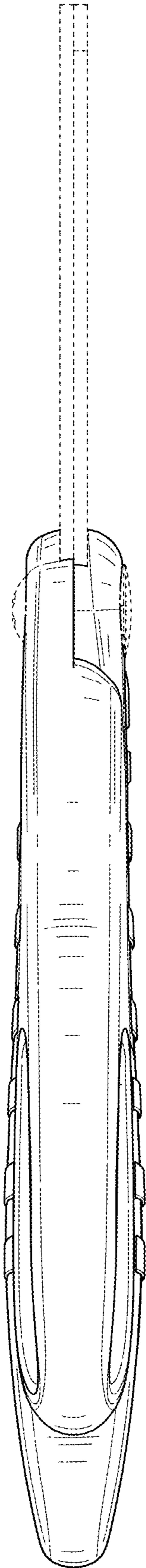


FIG. 6

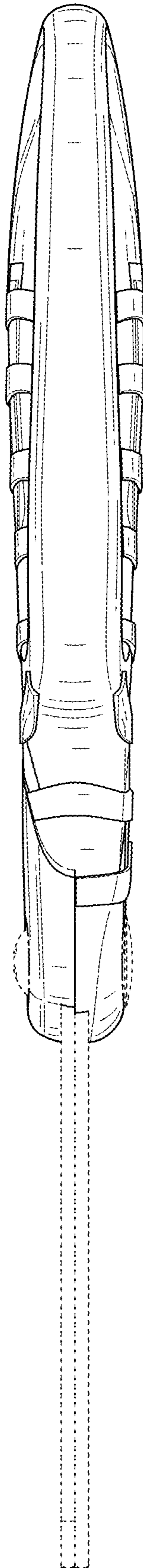


FIG. 7