



US00D772611S

(12) **United States Design Patent**
Powell

(10) **Patent No.:** **US D772,611 S**

(45) **Date of Patent:** **** Nov. 29, 2016**

(54) **GOLF TOWEL**

(71) Applicant: **Jeffrey O’Neal Powell**, Hendersonville,
TN (US)

(72) Inventor: **Jeffrey O’Neal Powell**, Hendersonville,
TN (US)

(**) Term: **15 Years**

(21) Appl. No.: **29/527,656**

(22) Filed: **May 20, 2015**

(51) **LOC (10) Cl.** **06-13**

(52) **U.S. Cl.**
USPC **D6/608**

(58) **Field of Classification Search**
USPC D6/582–583, 587–592, 595–609,
D6/617–622; D21/803–809; D24/124,
D24/183; D2/500
CPC A47G 9/00; A47G 2009/001; A47G
2009/002; A47G 2009/003; A47G 2009/005;
A47G 2009/006; A47G 9/02; A47G 9/0207;
A47G 9/0215; A47G 9/0223; A47G 9/023;
A47G 9/0238; A47G 9/0246; A47G 9/0253;
A47G 9/0261; A47G 9/06; A47G 9/062;
A47G 9/066; A47G 9/068; A47G 9/08;
A47G 2009/0276; A47G 9/0284; A47G
9/0292; A47G 9/04; A47G 9/10
See application file for complete search history.

(56) **References Cited**

U.S. PATENT DOCUMENTS

1,624,797	A	4/1927	Morehouse	
1,650,335	A	11/1927	Elzey	
D309,393	S *	7/1990	Talaugon	D6/601
D312,741	S	12/1990	Treadwell	
D405,308	S *	2/1999	Orozco	D6/601

6,010,109	A *	1/2000	Green	A63B 57/60 15/209.1
D497,073	S *	10/2004	Speare	D6/601
6,886,201	B1 *	5/2005	Weiss-Lohrei	A47C 20/021 5/490
7,797,783	B2	9/2010	Chandler et al.	
D653,070	S	1/2012	Powell	
D746,613	S *	1/2016	DeRosa	D6/601
D747,614	S *	1/2016	Meenan	D6/601
2005/0140192	A1	6/2005	Hanks	

* cited by examiner

Primary Examiner — Mary Ann Calabrese

Assistant Examiner — Jennifer L Rempfer

(74) *Attorney, Agent, or Firm* — Waller Lansden Dortch
& Davis, LLP; Matthew C. Cox

(57) **CLAIM**

What is claimed is the ornamental design for a golf towel,
as shown and described.

DESCRIPTION

FIG. 1 is a front plan view showing the golf towel of applicant’s invention.
FIG. 2 is a right side view showing the golf towel of applicant’s invention, the left side view being a mirror opposite of the right side view.
FIG. 3 is a bottom side view showing the golf towel of applicant’s invention.
FIG. 4 is a top side view showing the golf towel of applicant’s invention.
FIG. 5 is a back plan view showing the golf towel of applicant’s invention.
FIG. 6 is a perspective front view showing the golf towel of applicant’s invention; and,
FIG. 7 is a perspective back view showing the golf towel of applicant’s invention.

1 Claim, 3 Drawing Sheets

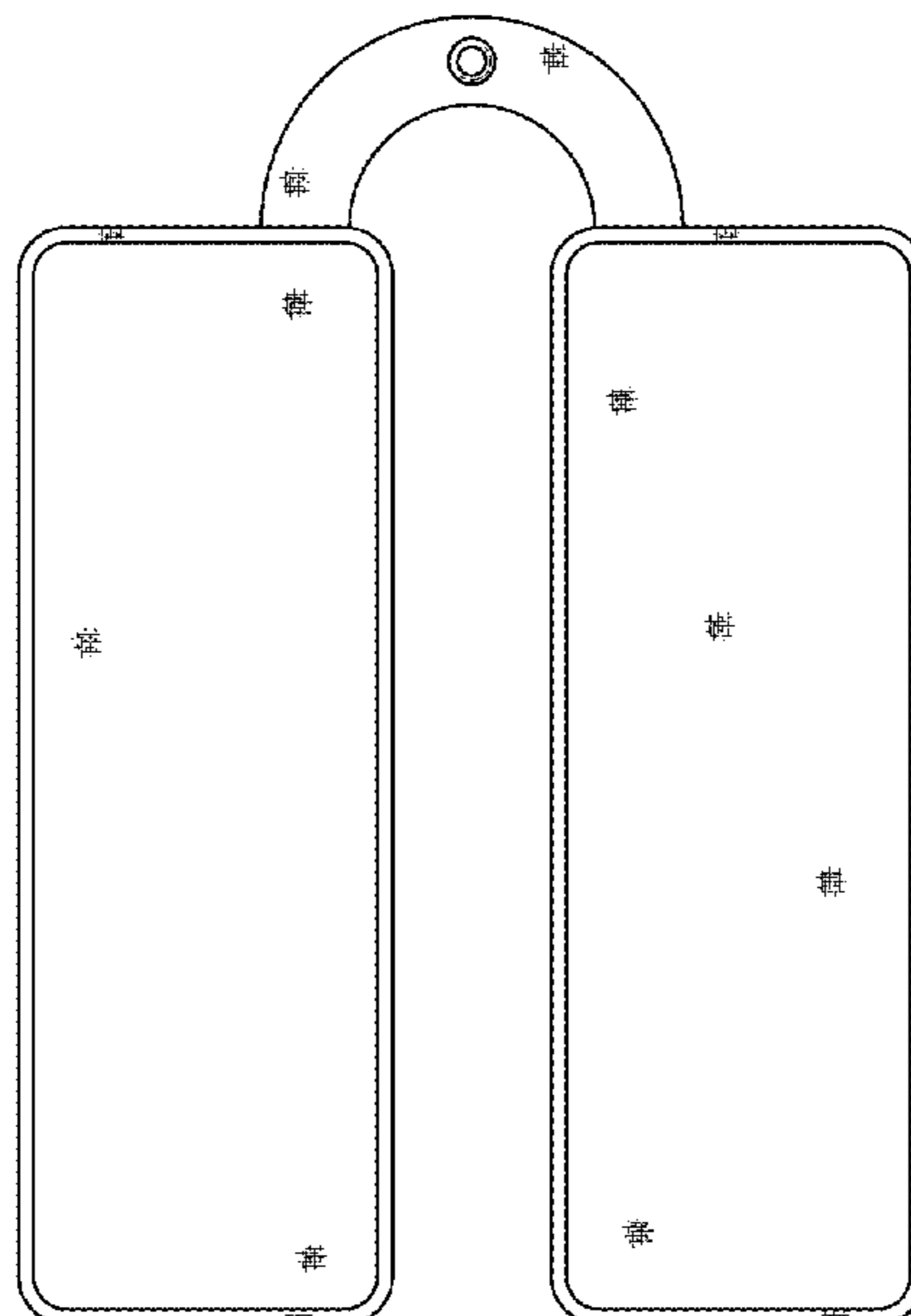




FIG. 3

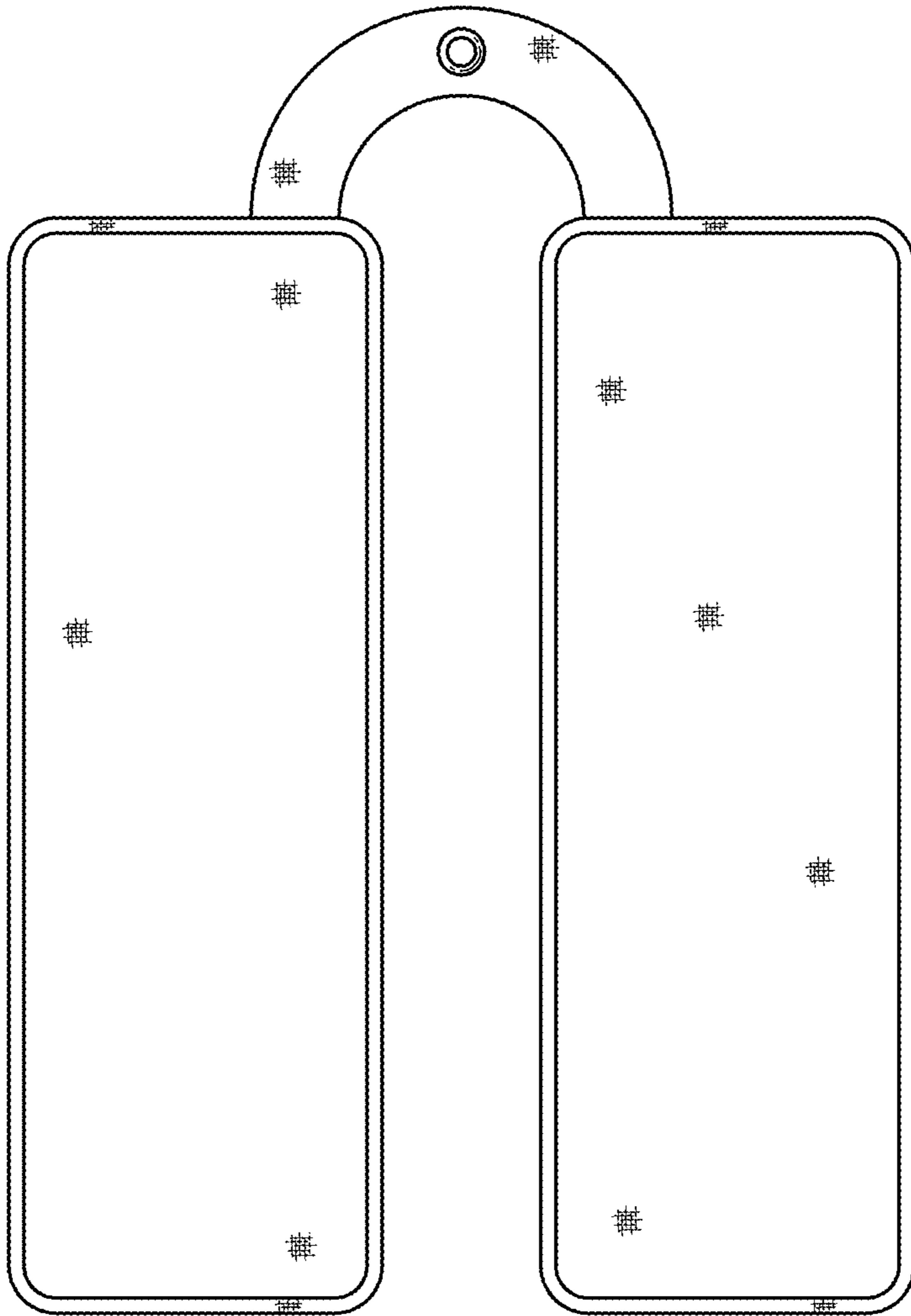


FIG. 1



FIG. 2



FIG. 4

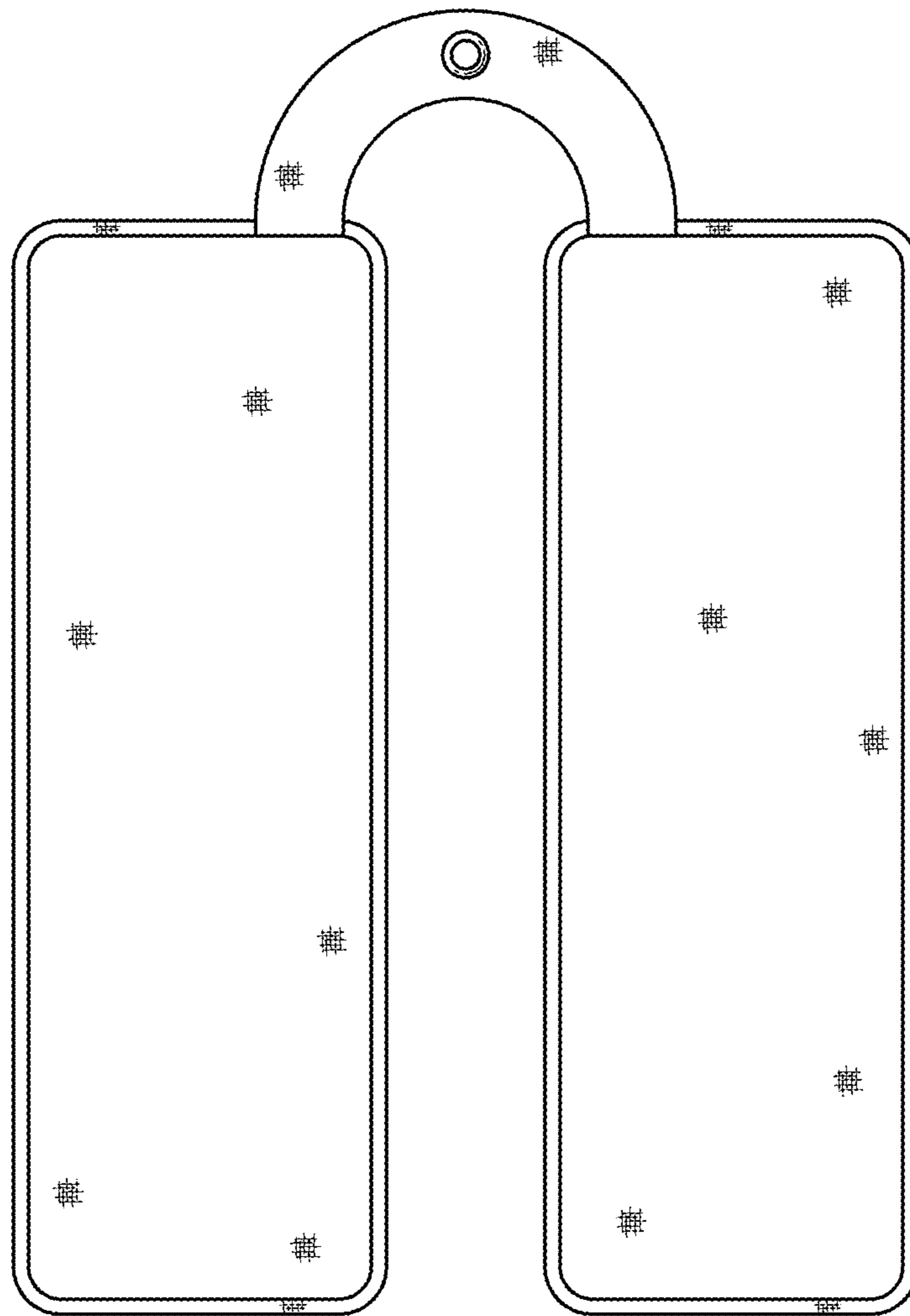


FIG. 5

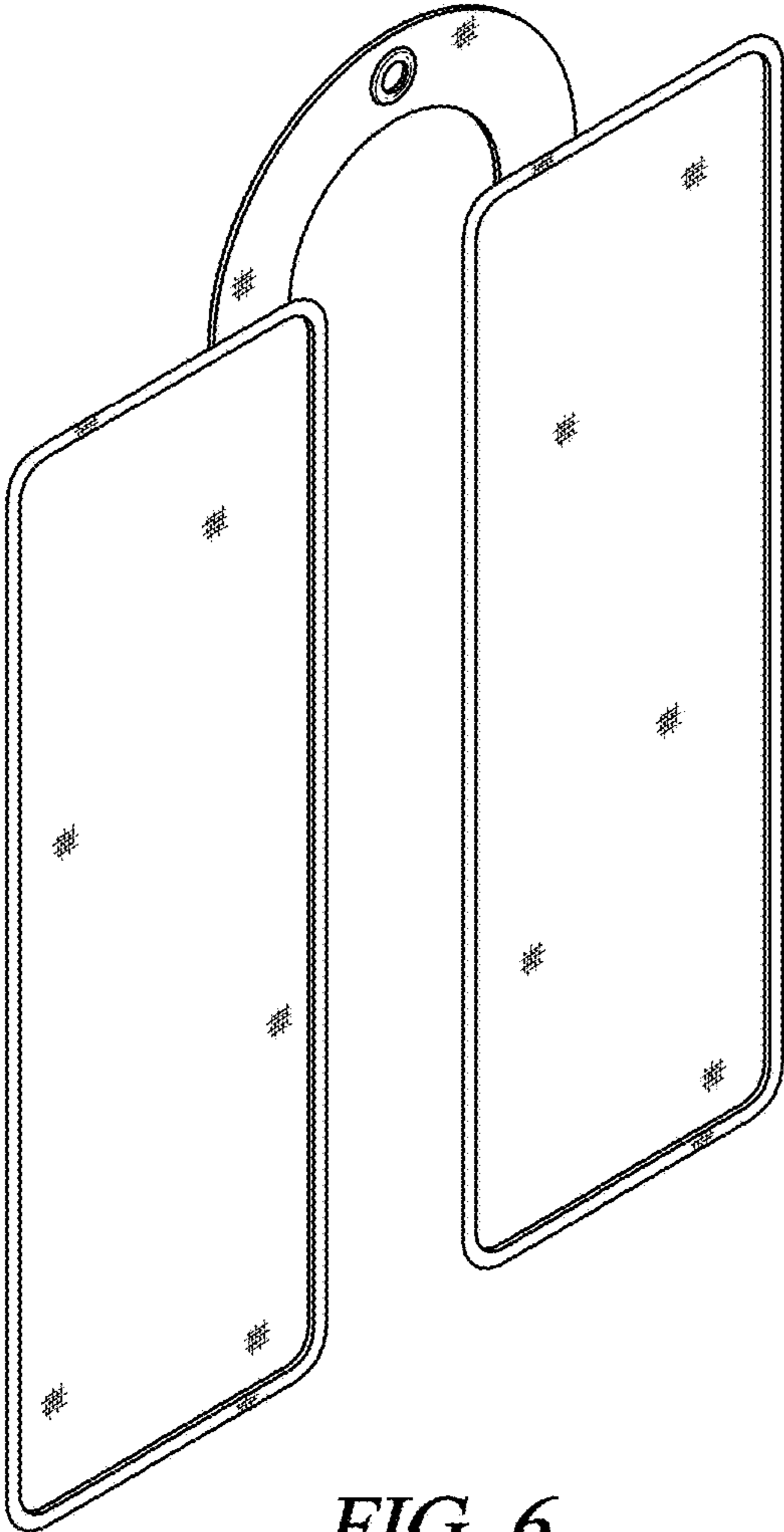


FIG. 6

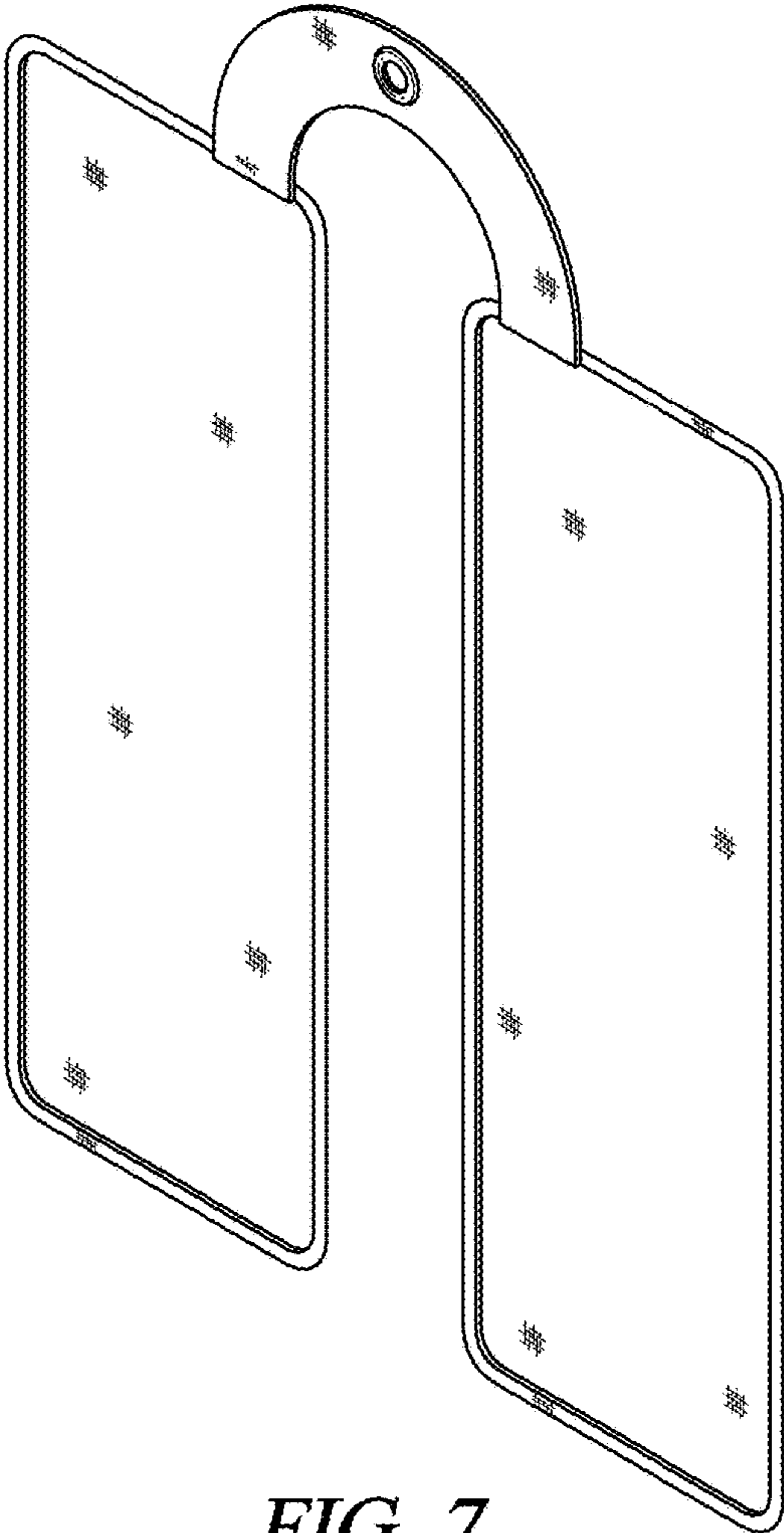


FIG. 7