



US00D772600S

(12) **United States Design Patent** (10) **Patent No.:** **US D772,600 S**  
**Bean** (45) **Date of Patent:** **\*\* Nov. 29, 2016**

(54) **ATTACHABLE TOWELETTE DISPENSING UNIT**

(71) Applicant: **Stephen D. Bean**, Rochester, NY (US)

(72) Inventor: **Stephen D. Bean**, Rochester, NY (US)

(\*\*) Term: **14 Years**

(21) Appl. No.: **29/506,239**

(22) Filed: **Oct. 14, 2014**

**Related U.S. Application Data**

(63) Continuation of application No. 12/889,194, filed on Sep. 23, 2010, now abandoned.

(51) **LOC (10) Cl.** ..... **23-02**

(52) **U.S. Cl.**  
USPC ..... **D6/522**

(58) **Field of Classification Search**

USPC ..... D6/515-524, 545-550; 108/28-29;  
211/13.1, 16, 60.1, 86.01, 87.01,  
211/88.01, 88.04, 100, 105.1, 105.2, 123,  
211/181.1, 182, 85.5, 59.2; 248/175, 176.1,  
248/251, 302; 16/110.1, 415; 242/570, 590,  
242/595-598, 597.7, 270, 159, 160.2, 550,  
242/560, 594, 59, 588, 598.3, 598.65;  
D8/300, 303, 315-321; 220/216;  
D3/201; 206/389, 391, 407, 409;  
312/34.1, 34.8; 221/92, 97, 185, 282,  
221/284  
CPC ..... A47K 10/38; A47K 2010/3266;  
A47K 2010/3253; A47K 10/421; B65D  
83/0805

See application file for complete search history.

(56) **References Cited**

**U.S. PATENT DOCUMENTS**

3,791,601 A \* 2/1974 Broden ..... A47K 10/3827  
206/409  
5,505,305 A \* 4/1996 Scholz ..... A61F 13/041  
206/438  
D399,648 S \* 10/1998 Hilton ..... D3/201

5,868,346 A 2/1999 Cobos  
D424,277 S \* 5/2000 Claffey-Koller ..... D99/31  
6,098,836 A 8/2000 Gottselig  
6,189,730 B1 2/2001 McClymonds  
6,213,424 B1 4/2001 Helfer-Grand  
D453,084 S \* 1/2002 Lange ..... D6/519  
D458,066 S \* 6/2002 Ong ..... D6/518  
D460,303 S \* 7/2002 Ong ..... D6/518  
D460,889 S \* 7/2002 Ong ..... D6/518  
D462,214 S \* 9/2002 Ong ..... D6/518  
D464,513 S \* 10/2002 Ong ..... D6/518

(Continued)

*Primary Examiner* — David Muller

*Assistant Examiner* — Nathan Johnston

(74) *Attorney, Agent, or Firm* — Robert C. Montgomery;  
Montgomery Patent & Design LP.

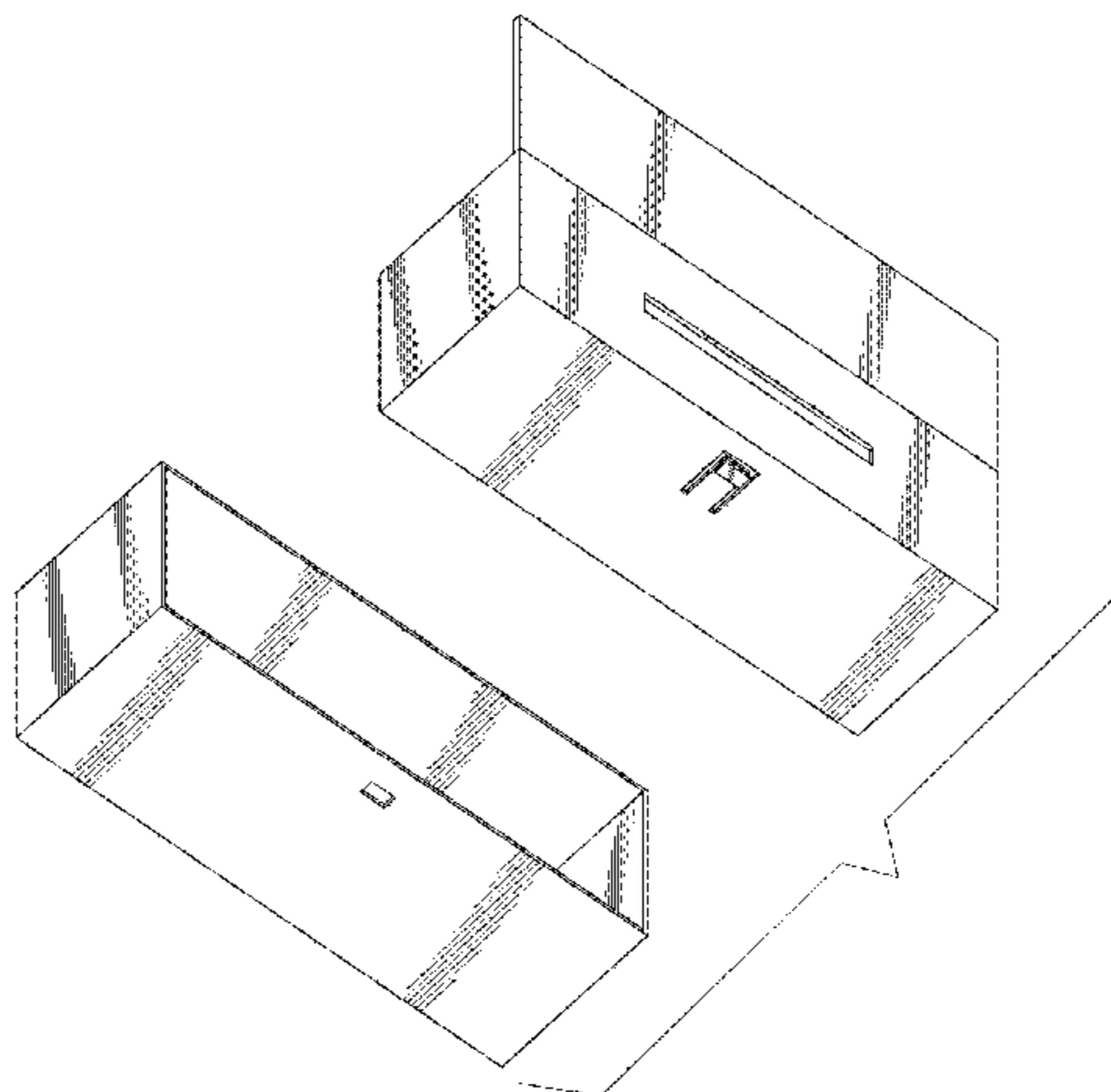
(57) **CLAIM**

The ornamental design for an attachable towelette dispensing unit, as shown and described.

**DESCRIPTION**

FIG. 1 is a perspective front view of the attachable towelette dispensing unit with the interior towelette container being separated from the exterior attachable towelette dispensing unit housing, showing my new design;  
FIG. 2 is a perspective rear view thereof;  
FIG. 3 is a front view thereof;  
FIG. 4 is a rear view thereof;  
FIG. 5 is a left side view with the right side view being a mirror image thereof;  
FIG. 6 is a top side view thereof;  
FIG. 7 is a bottom side view thereof;  
FIG. 8 is a perspective front view of the interior towelette container being fully inserted into the exterior attachable towelette dispensing unit housing thereof; and,  
FIG. 9 is a perspective rear view of the interior towelette container being fully inserted into the exterior attachable towelette dispensing unit housing thereof.  
The broken line showing of attachable towelette dispensing unit is included for the purpose of illustrating portions of the "article" and forms no part of the claimed design.

**1 Claim, 9 Drawing Sheets**



(56)

References Cited

U.S. PATENT DOCUMENTS

6,749,148 B2 6/2004 Helfer-Grand  
 6,889,949 B2 5/2005 Sears et al.  
 D514,928 S \* 2/2006 Keberlein ..... 206/233  
 D561,989 S \* 2/2008 Jones ..... D3/201  
 7,661,553 B2 \* 2/2010 Zeiron ..... A47K 10/427  
 D611,744 S \* 3/2010 Mayer ..... D6/518  
 D631,268 S \* 1/2011 Yang ..... D6/518  
 D634,954 S \* 3/2011 Montoya ..... D6/523  
 D635,805 S \* 4/2011 Pleyber ..... D6/518  
 D658,414 S \* 5/2012 Renzelman ..... D6/523  
 D678,655 S \* 3/2013 Farentinos ..... D99/33

D681,305 S \* 4/2013 Farentinos ..... D99/33  
 8,418,879 B2 \* 4/2013 Sherman ..... A47K 10/42  
 221/130  
 8,602,258 B2 \* 12/2013 Long ..... B65D 83/0805  
 221/305  
 2001/0052477 A1 \* 12/2001 McNeill ..... B65D 83/0805  
 206/494  
 2002/0043537 A1 \* 4/2002 Serbiak ..... A47K 10/421  
 221/33  
 2003/0116582 A1 6/2003 Tosdale  
 2004/0245267 A1 \* 12/2004 Mitchell ..... A47K 10/42  
 221/33  
 2010/0200439 A1 \* 8/2010 Laney ..... B65D 83/0888  
 206/233

\* cited by examiner

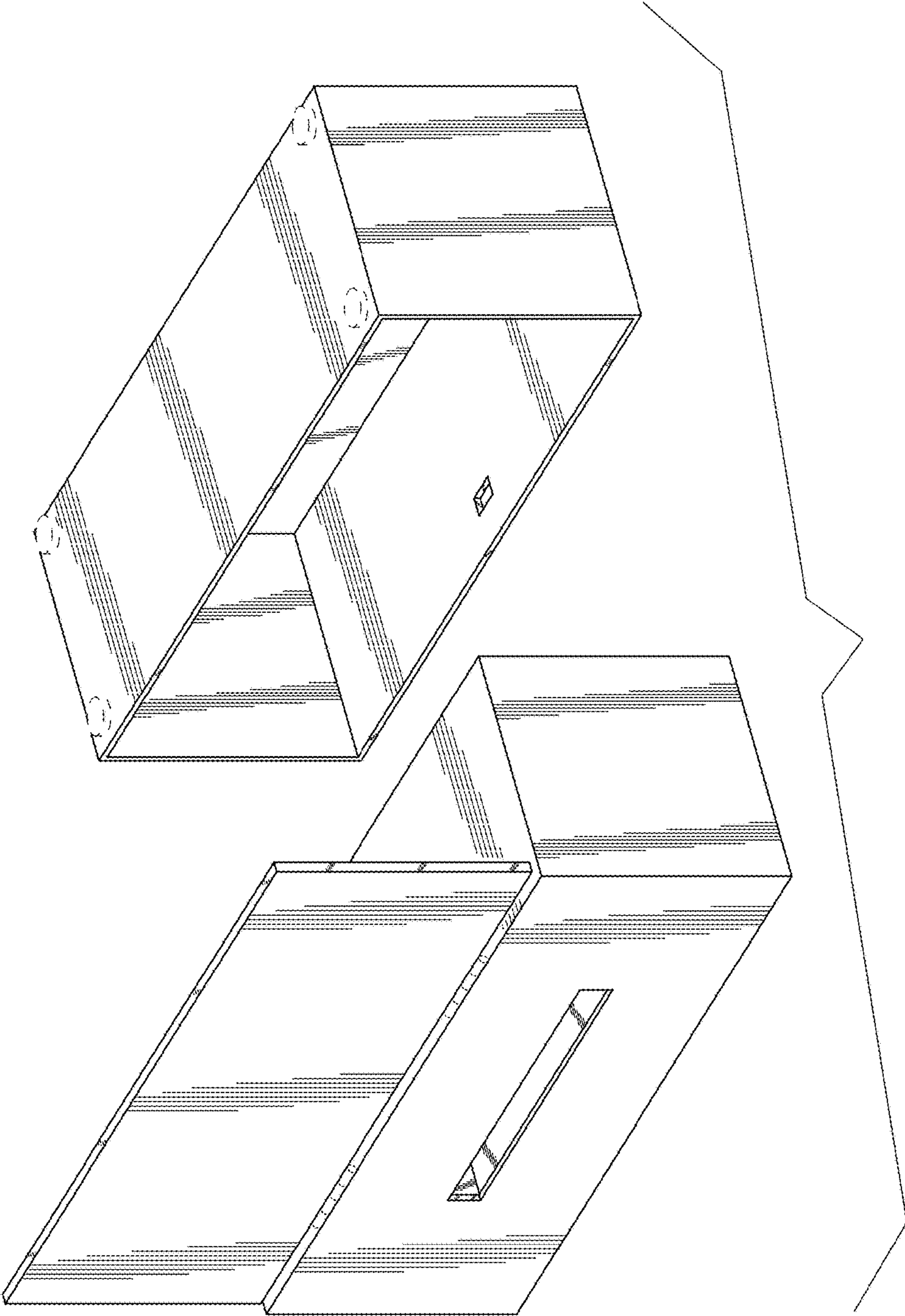


Fig. 1

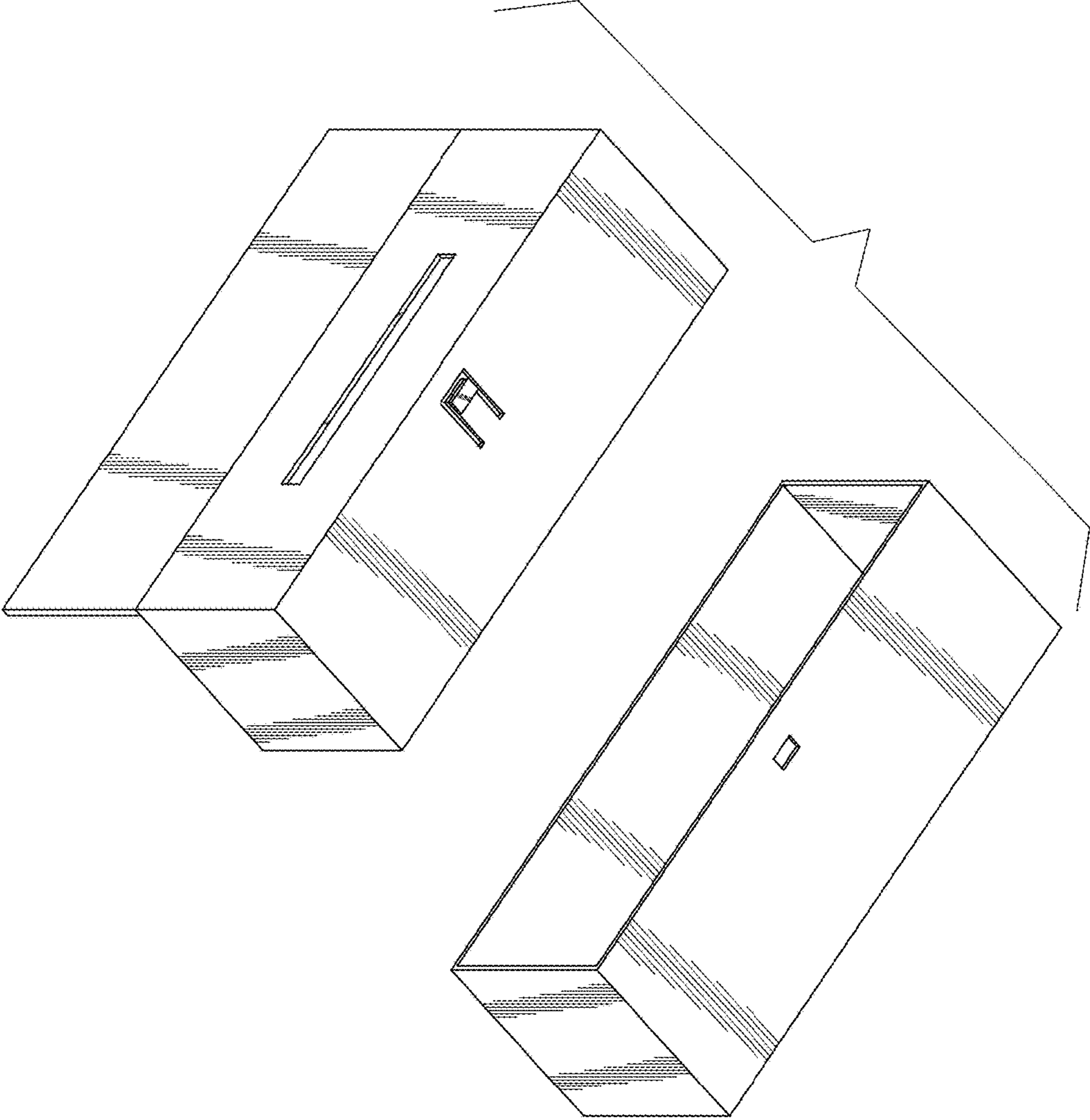


Fig. 2



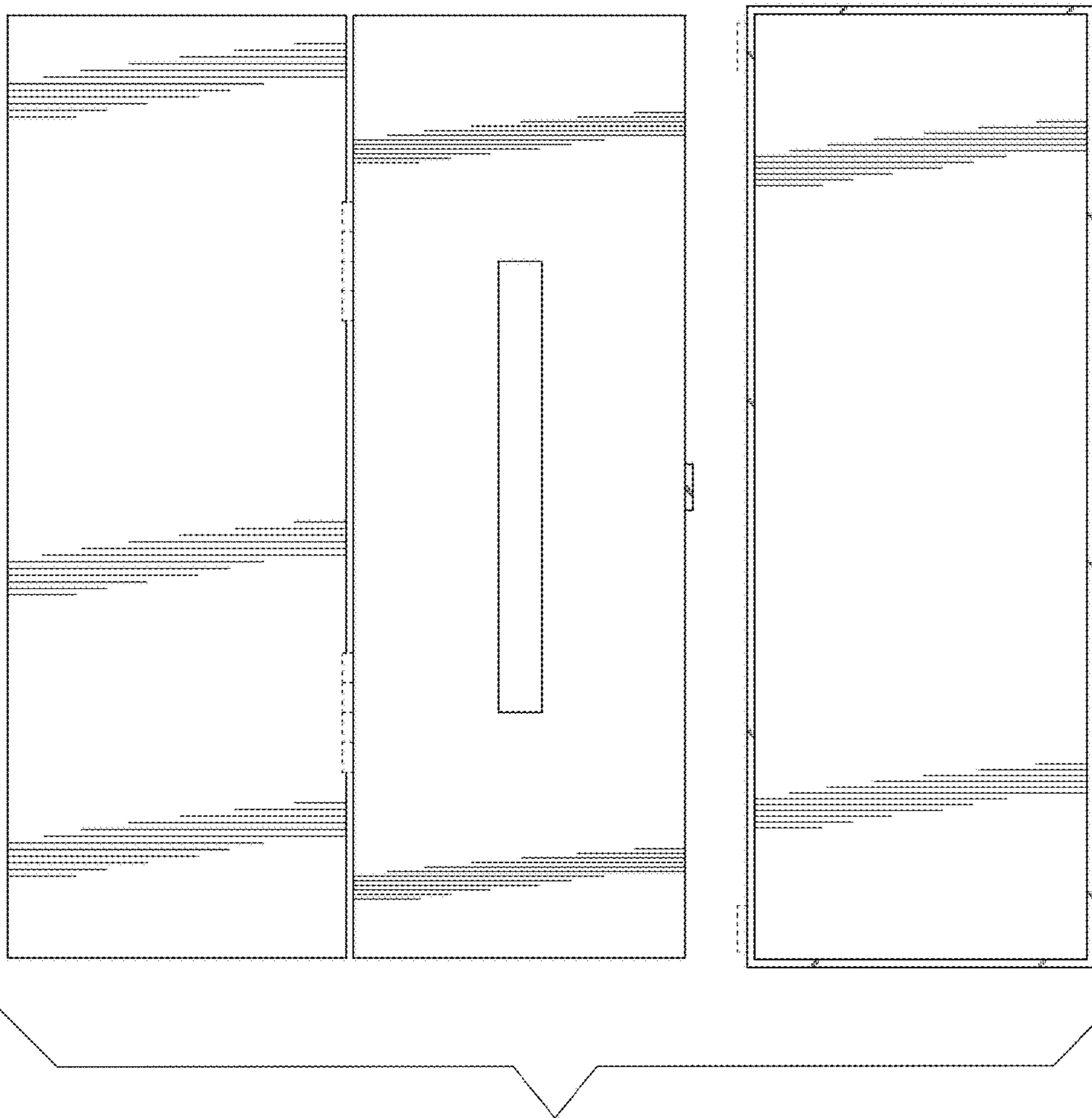


Fig. 3

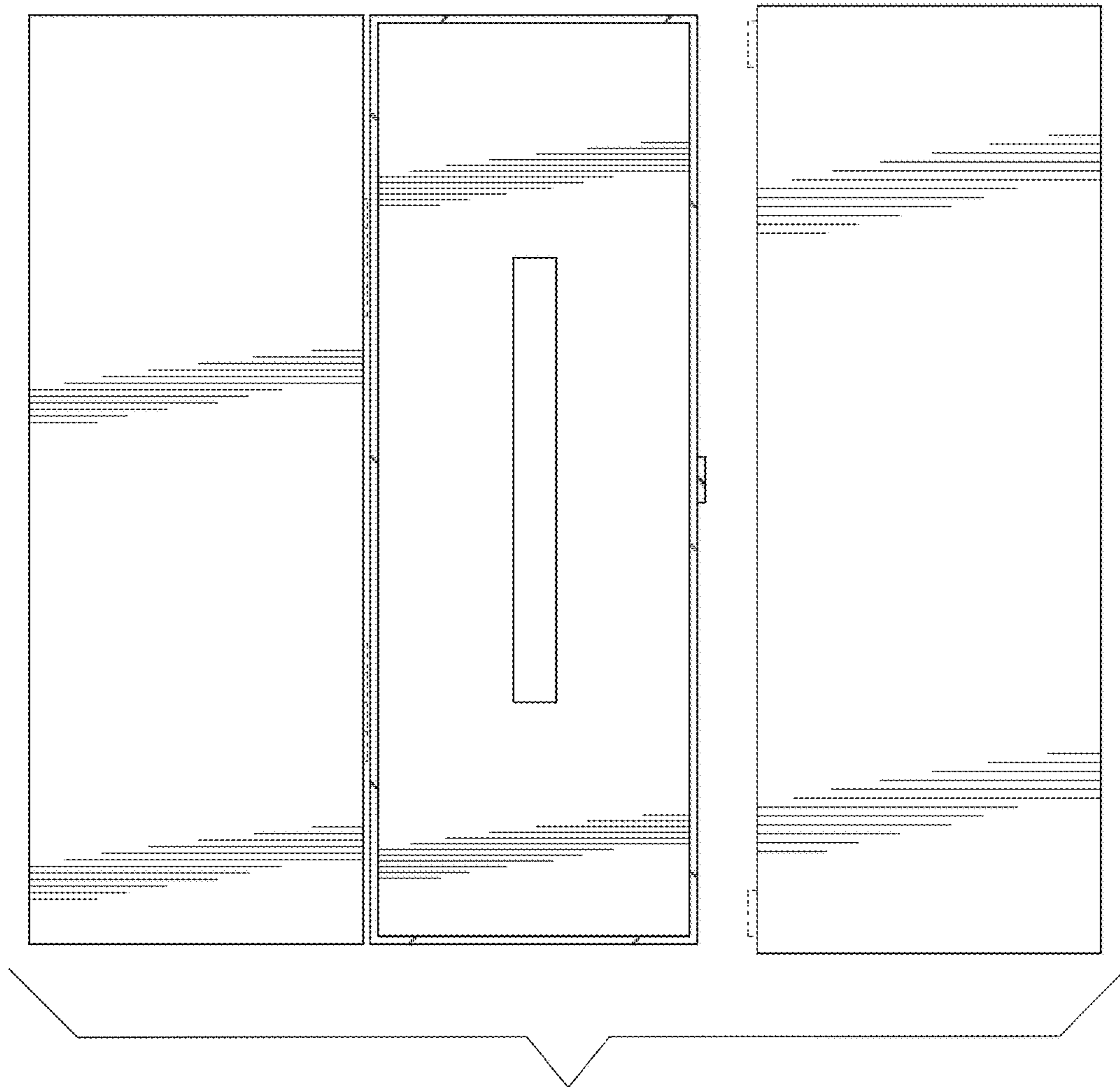


Fig. 4

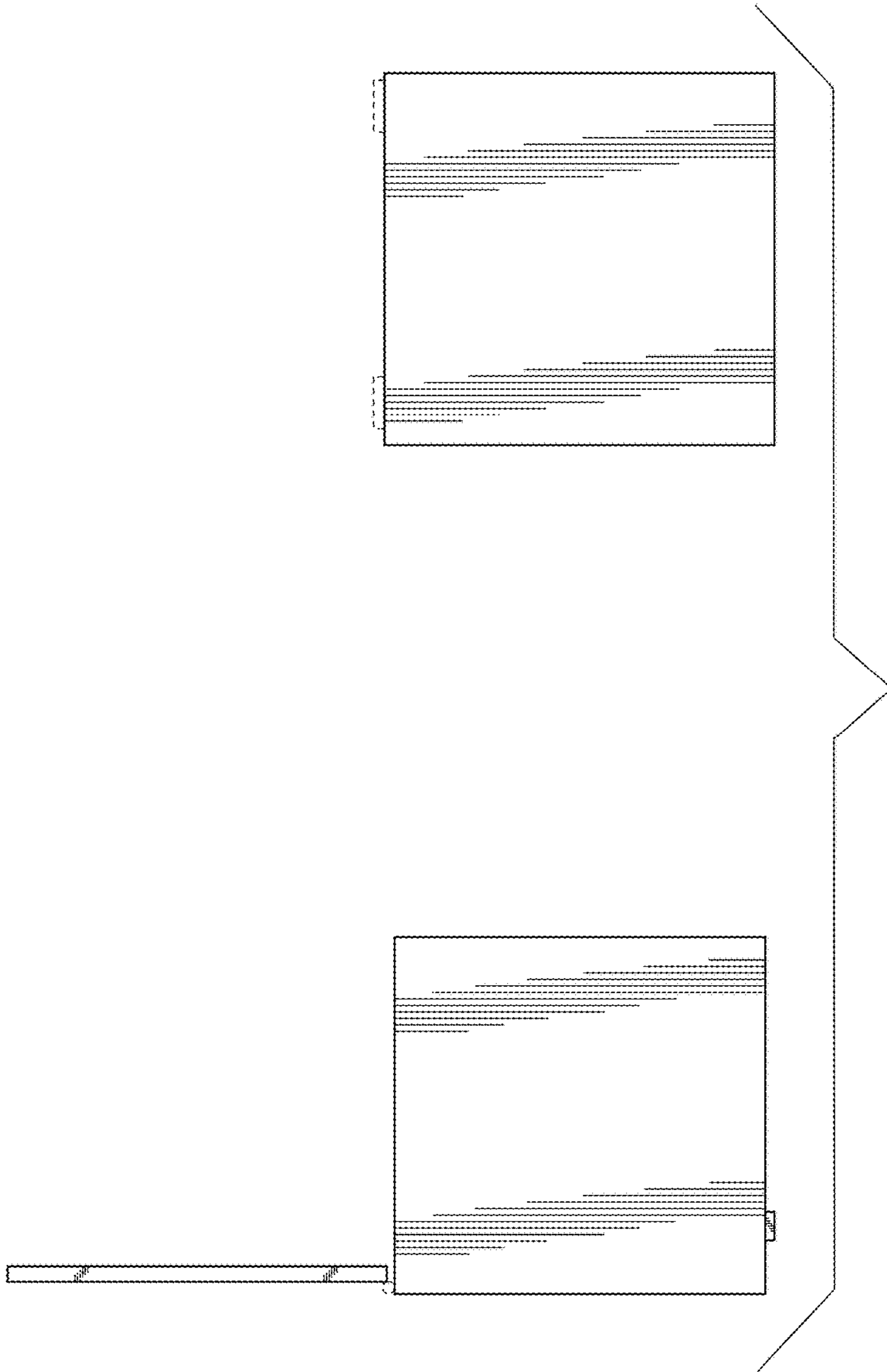


Fig. 5

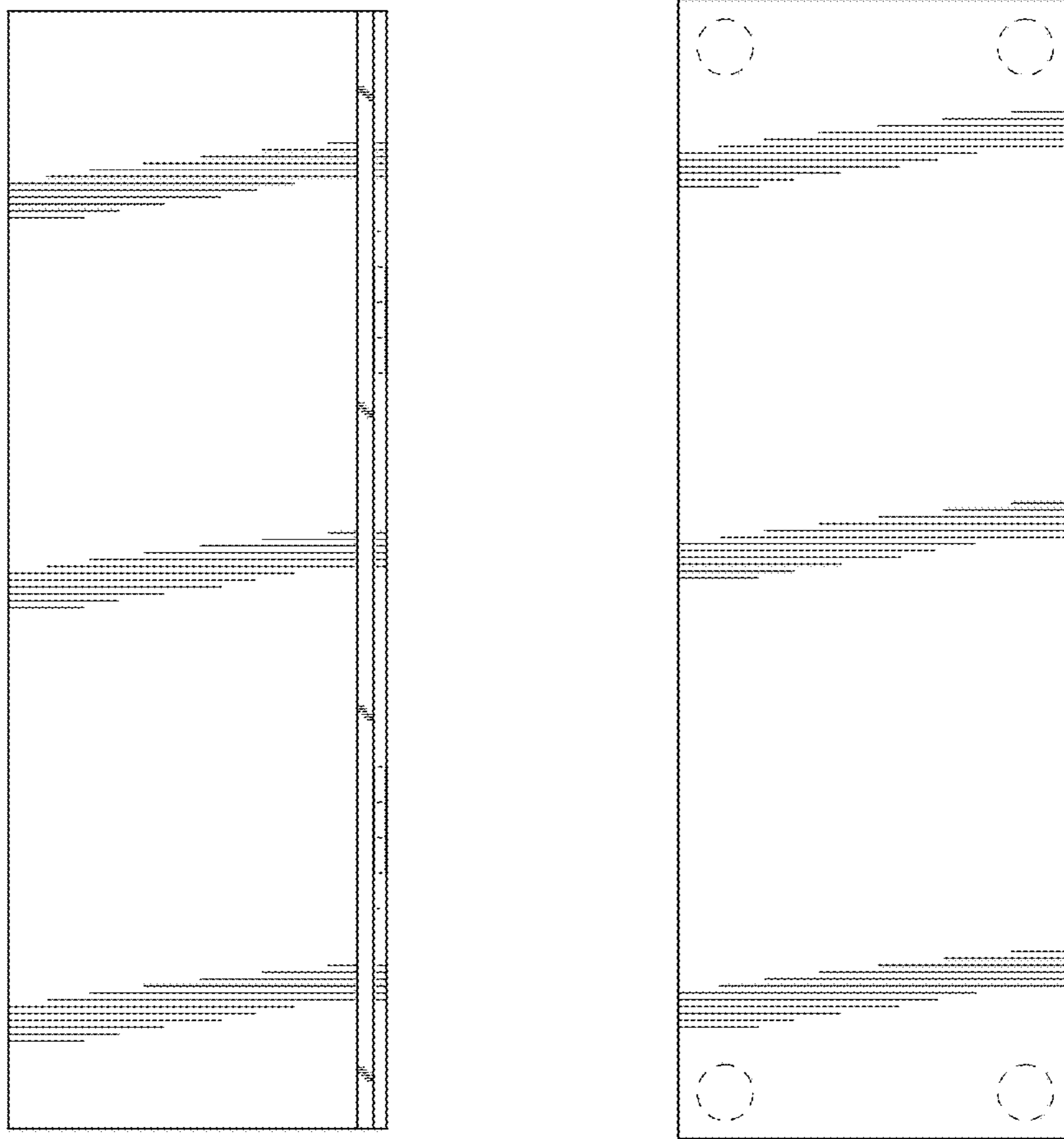
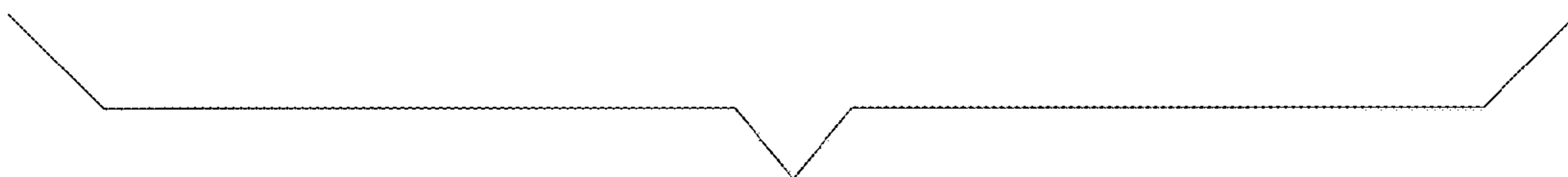


Fig. 6





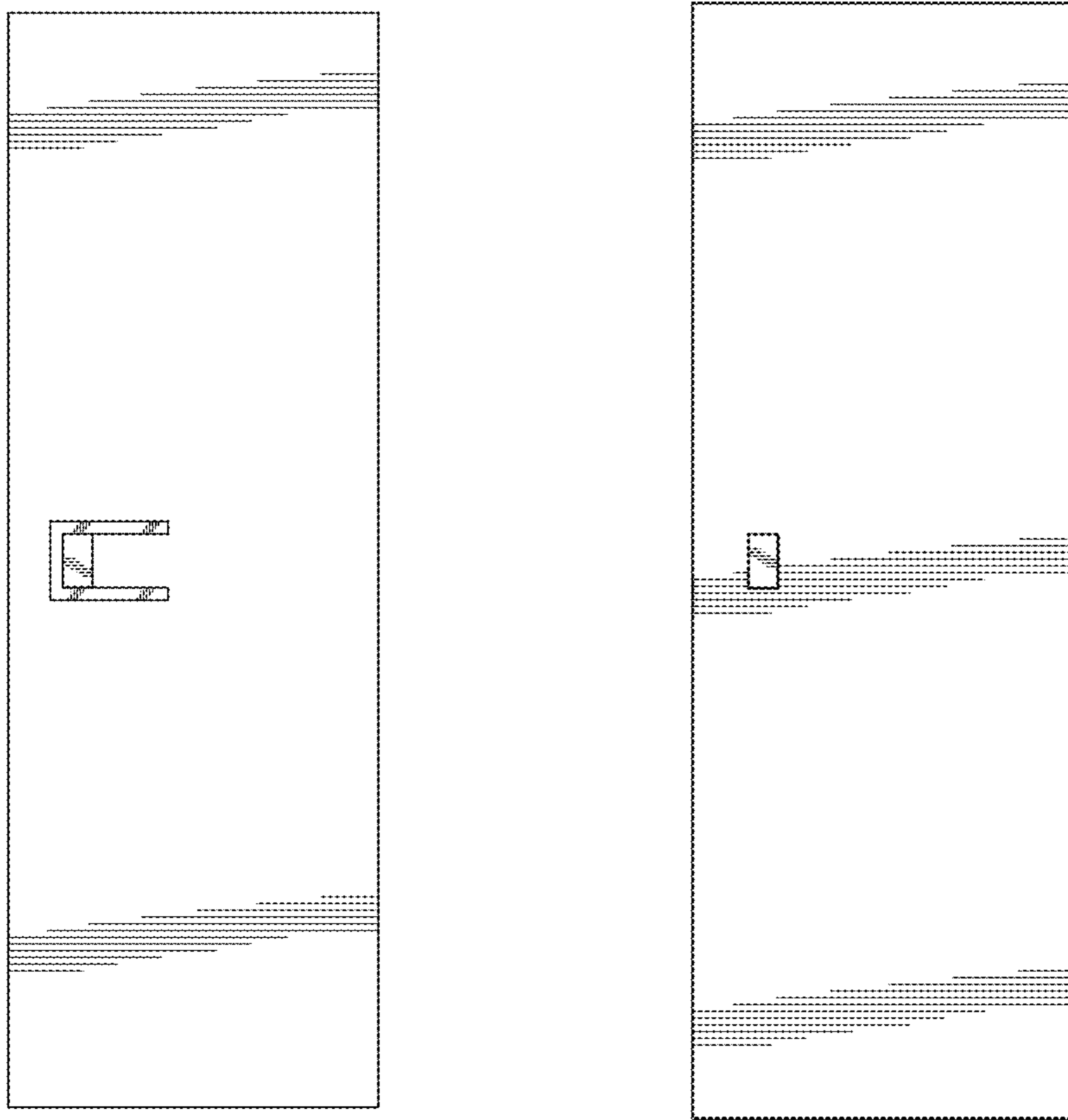
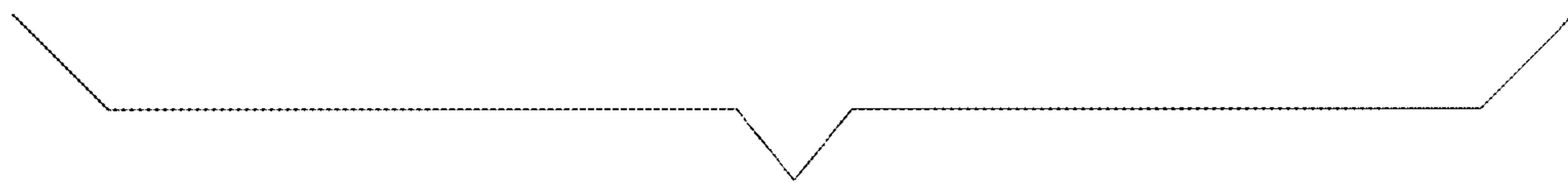


Fig. 7



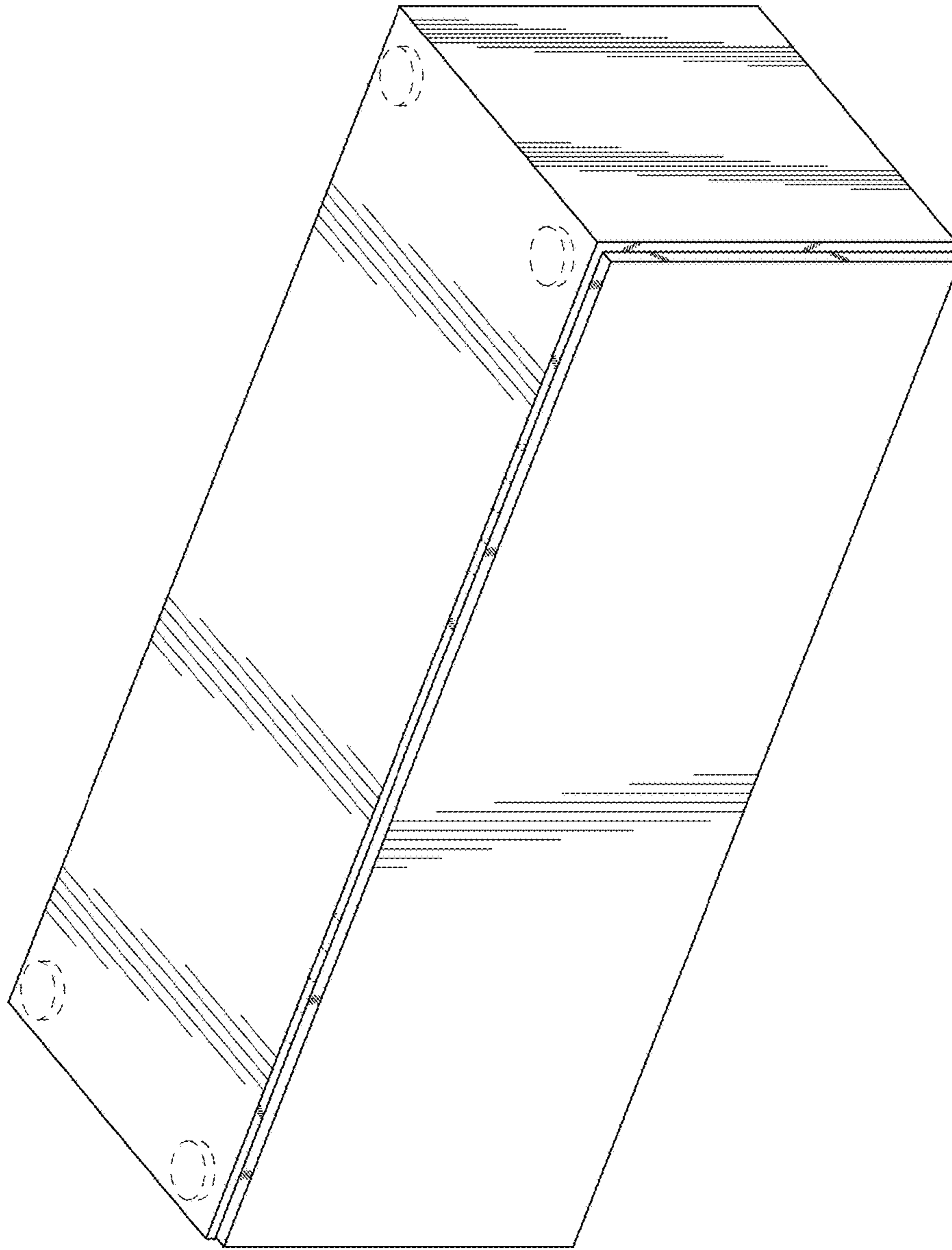


Fig. 8

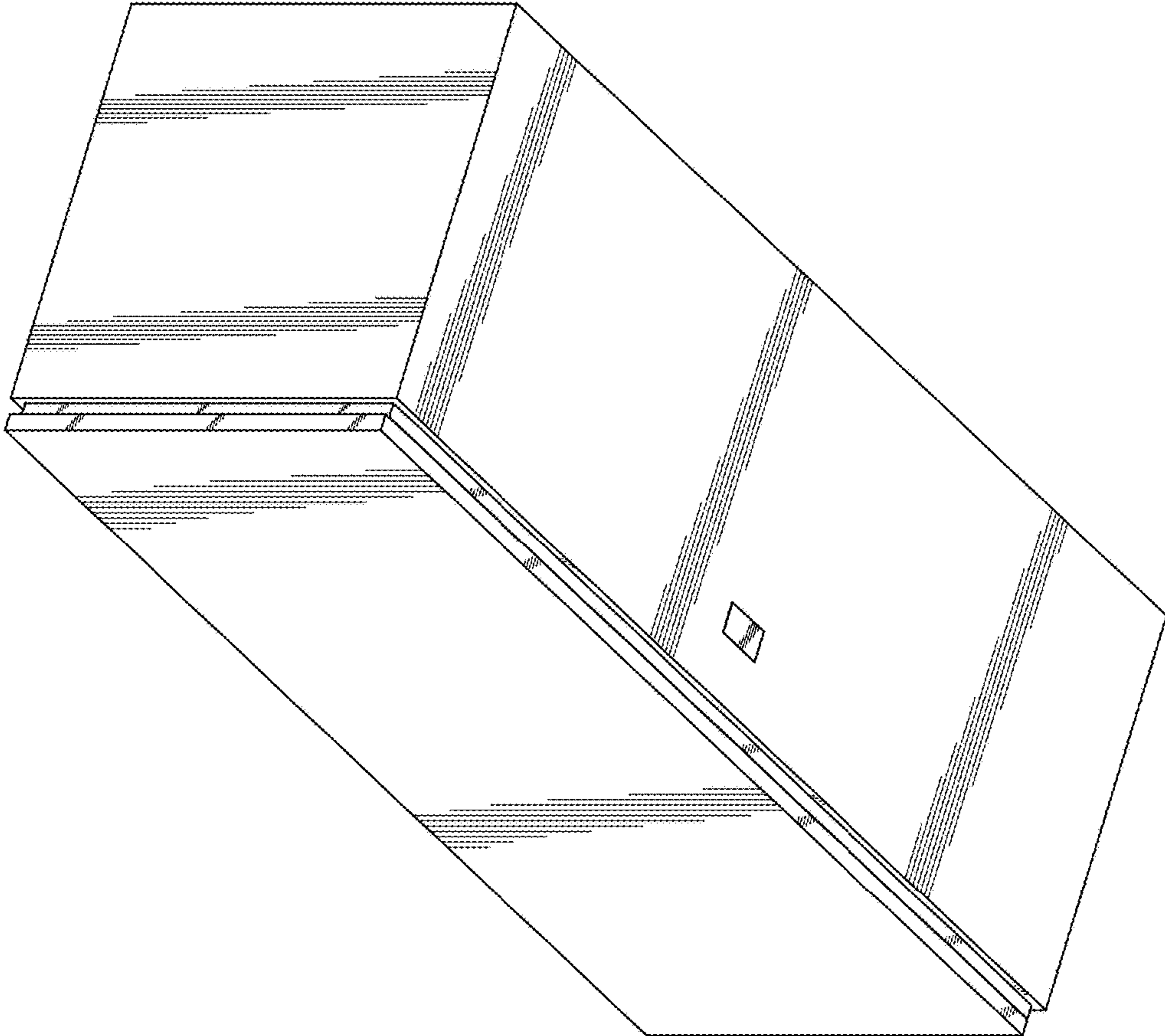


Fig. 9