



US00D772597S

(12) **United States Design Patent** (10) **Patent No.:** **US D772,597 S**
Anich, Jr. (45) **Date of Patent:** **** Nov. 29, 2016**

(54) **PRODUCT MERCHANDISER**
(71) Applicant: **Hatco Corporation**, Milwaukee, WI (US)
(72) Inventor: **Louis S. Anich, Jr.**, Milwaukee, WI (US)
(73) Assignee: **Hatco Corporation**, Milwaukee, WI (US)
(**) Term: **14 Years**

6,262,396 B1 7/2001 Witt et al.
6,384,381 B2 5/2002 Witt et al.
6,428,627 B1 8/2002 Witt et al.
6,624,396 B2 9/2003 Witt et al.
6,914,221 B1 7/2005 Witt et al.
7,220,946 B2 5/2007 Majchrzak et al.
D586,598 S * 2/2009 Tefel D6/515
D605,442 S * 12/2009 Elhalwani D6/515
8,124,200 B2 2/2012 Quella et al.
8,218,955 B2 7/2012 Witt
D682,587 S * 5/2013 Milon D6/515
D689,324 S * 9/2013 Hollinger D7/352

(Continued)

(21) Appl. No.: **29/509,257**
(22) Filed: **Nov. 14, 2014**
(51) **LOC (10) Cl.** **06-04**
(52) **U.S. Cl.**
USPC **D6/515**
(58) **Field of Classification Search**
USPC D6/515-523; D7/328, 331, 339
CPC A47F 1/12; A47F 1/087; A47F 7/00;
A47F 1/04; A47F 1/126; A47F 5/0025;
A47F 7/28; A47F 3/002; A47F 7/0014;
A47F 1/08; A47F 1/082; A47F 1/121;
A47F 1/125; A47F 3/14; A47F 5/0018;
A47F 5/0043; A47F 5/0068; A47F
2005/0075; A47F 2005/165; A47F
2007/0092; A47F 3/0404; A47F 5/00;
A47F 5/0006; A47F 5/0037; A47F 5/005;
A47F 5/0056; A47F 5/0087; A47F 5/02;
A47F 5/04; A47F 5/05; A47F 5/06
See application file for complete search history.

(56) **References Cited**

U.S. PATENT DOCUMENTS

D345,663 S * 4/1994 Hartman D6/515
5,676,262 A * 10/1997 Justice A47B 81/00
211/49.1
5,821,503 A 10/1998 Witt
D414,969 S * 10/1999 Marino D6/515
6,031,208 A 2/2000 Witt et al.
6,111,224 A 8/2000 Witt

OTHER PUBLICATIONS

U.S. Appl. No. 62/042,643, filed Aug. 27, 2014, Wildebush.

Primary Examiner — Ian Simmons
Assistant Examiner — Khawaja Anwar
(74) *Attorney, Agent, or Firm* — Foley & Lardner LLP

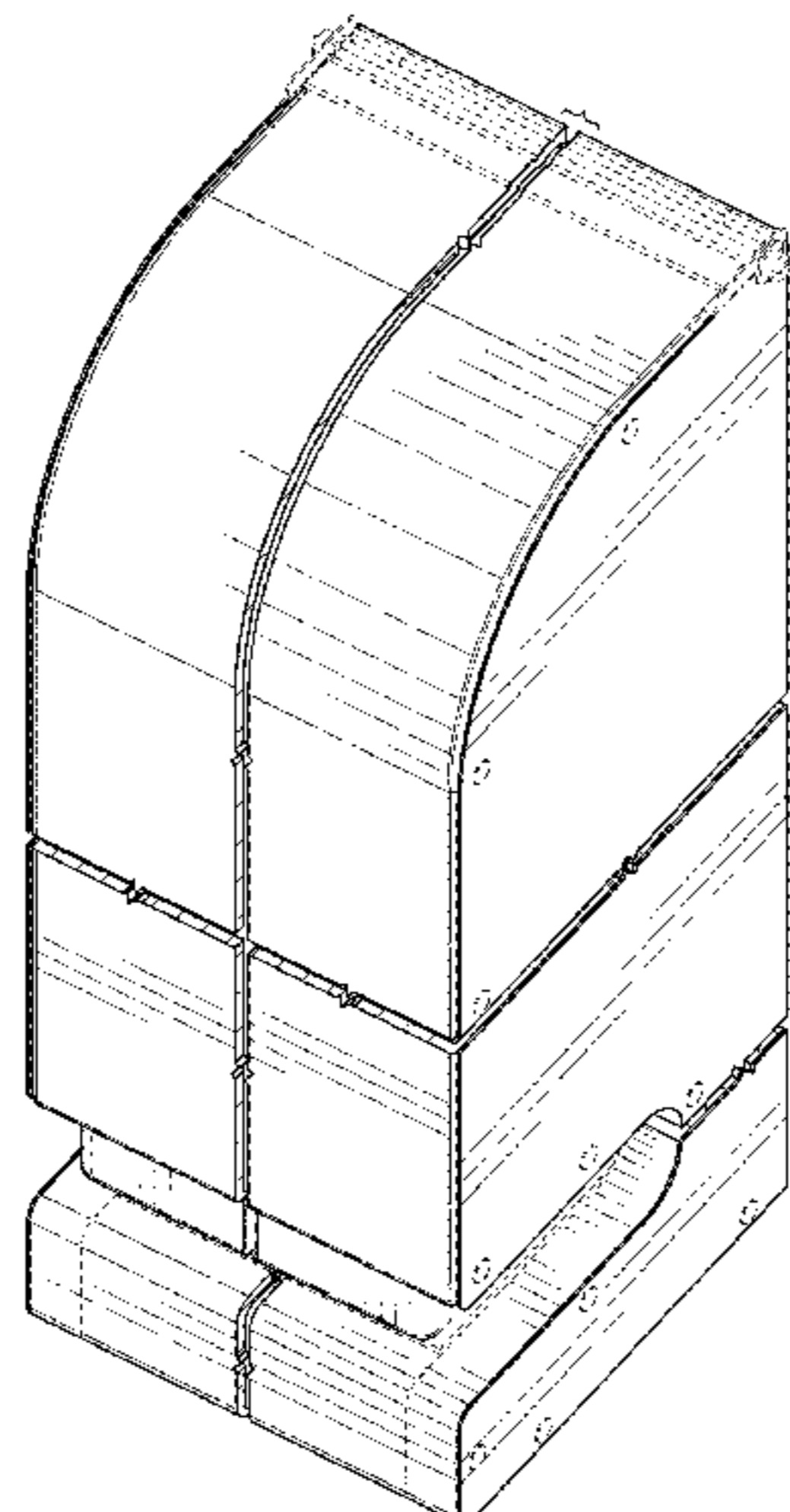
(57) **CLAIM**

I claim the ornamental design for a product merchandiser, as shown and described.

DESCRIPTION

FIG. 1 is a perspective view of a product merchandiser, showing my new design;
FIG. 2 is a front elevation view thereof;
FIG. 3 is a rear elevation view thereof;
FIG. 4 is a right side elevation view thereof;
FIG. 5 is a left side elevation view thereof;
FIG. 6 is a top plan view thereof; and,
FIG. 7 is a bottom plan view thereof.
The broken lines shown in the drawings represent unclaimed environment only and form no part of the claimed design. Dash-Dot Broken lines show boundaries between claim and unclaimed portion of the design. The break lines that separate the parts of the product merchandiser and the portion within the break lines represent indeterminate length and form no part of the claimed design.

1 Claim, 6 Drawing Sheets



US D772,597 S

Page 2

(56)

References Cited

U.S. PATENT DOCUMENTS

D702,965 S *	4/2014	Ross	D6/515	
D730,657 S *	6/2015	Corso	D6/515	
2011/0005409 A1	1/2011	Marjchrzak			
2012/0138597 A1	6/2012	Quella et al.			

* cited by examiner

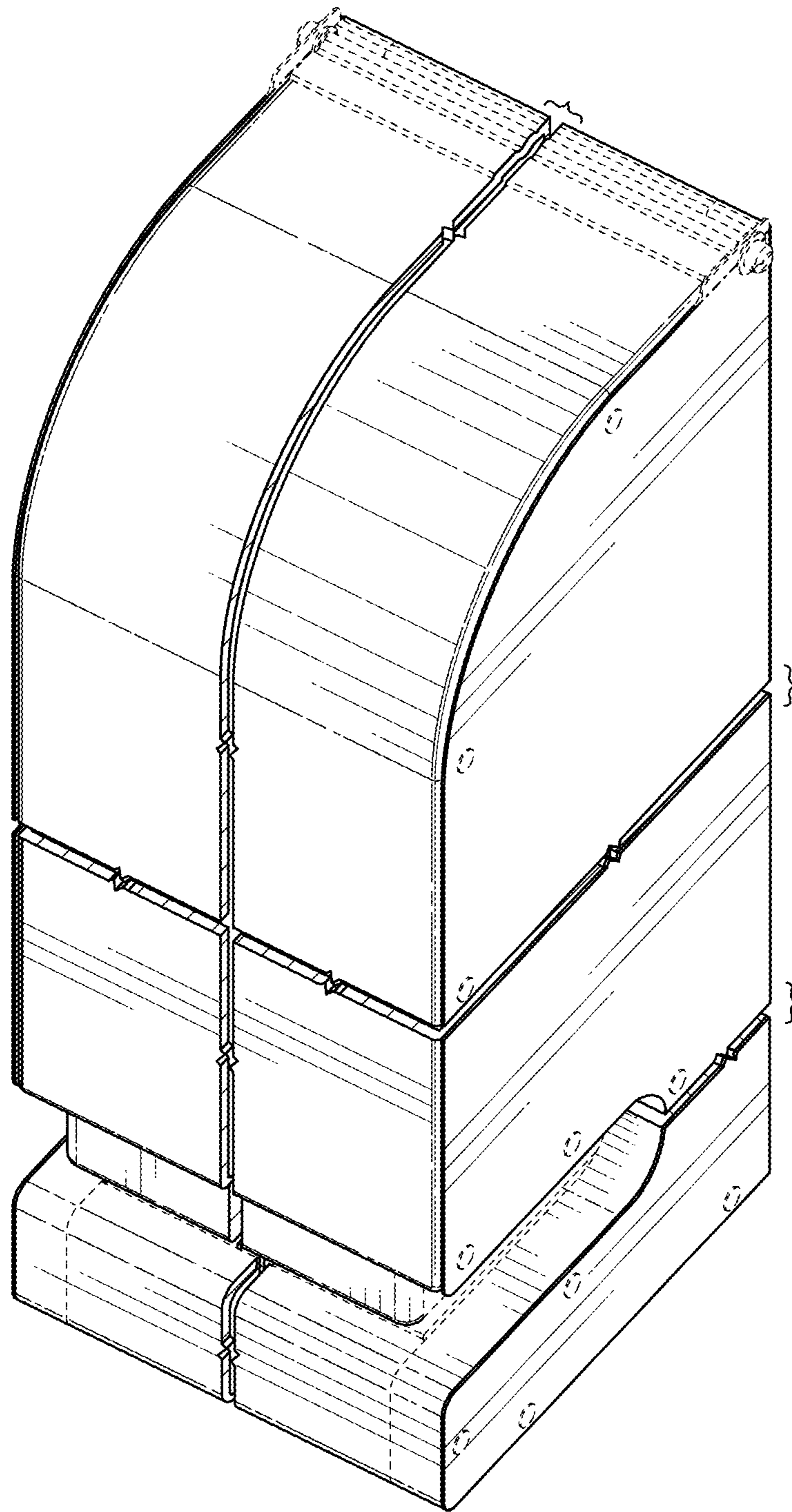


FIG. 1

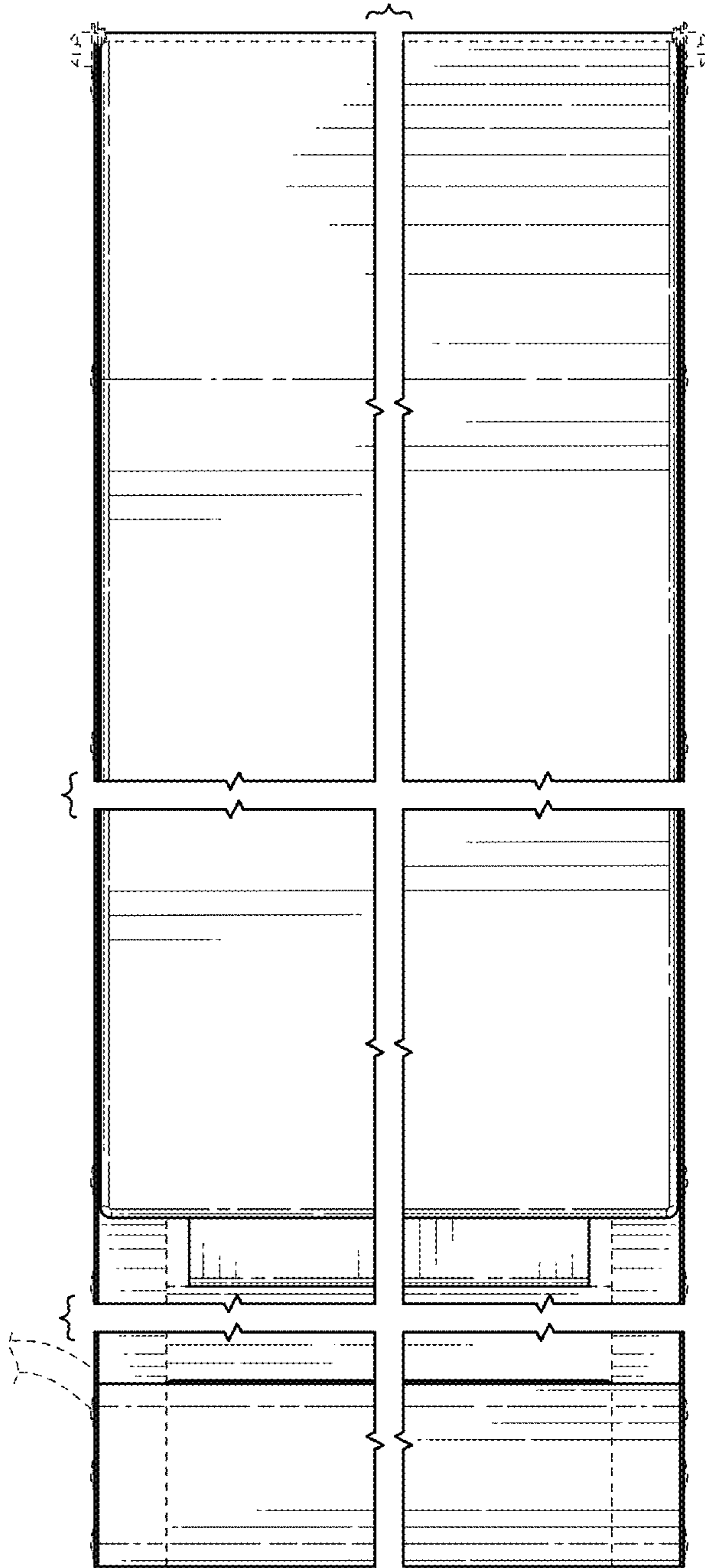


FIG. 2

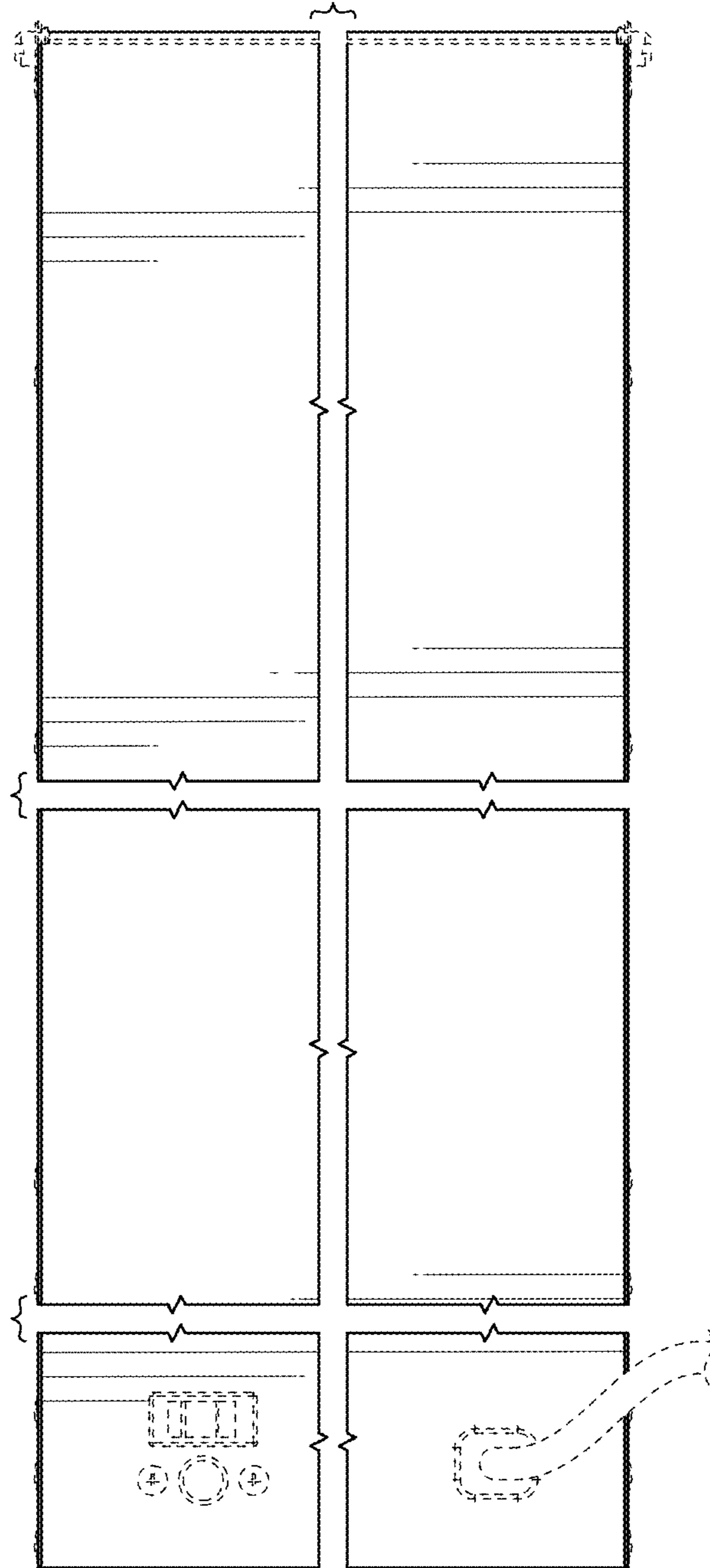


FIG. 3

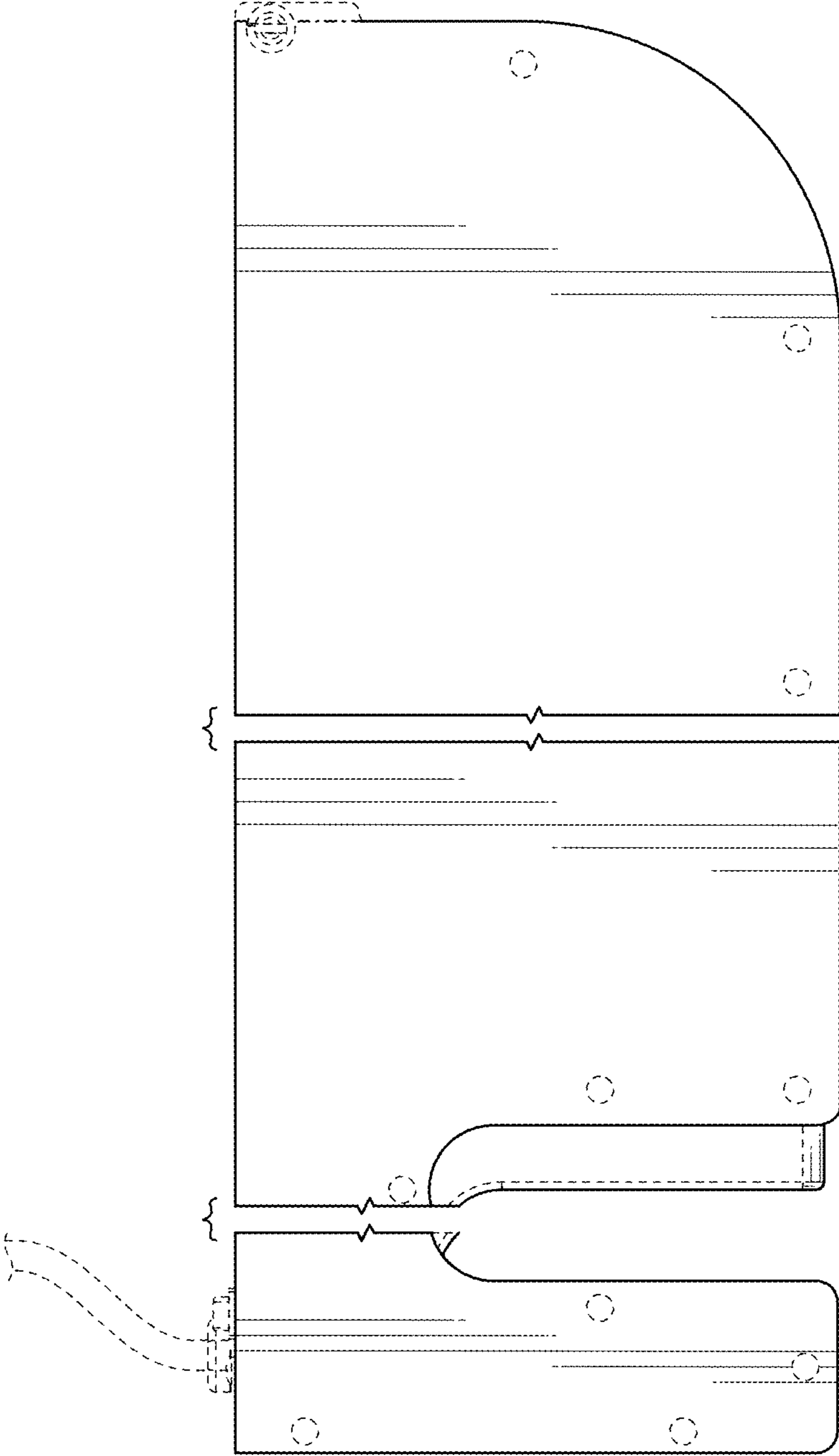


FIG. 4

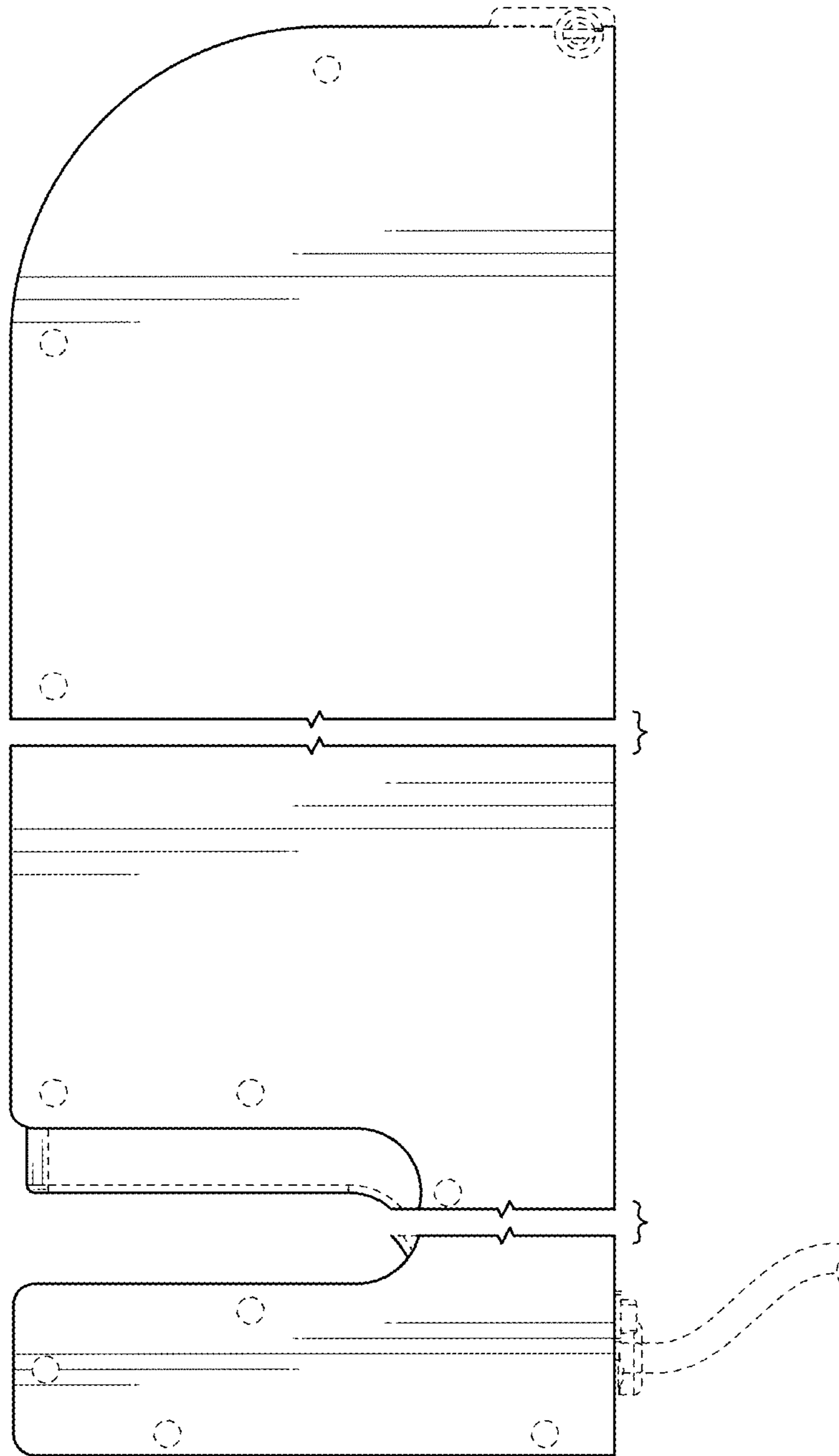


FIG. 5

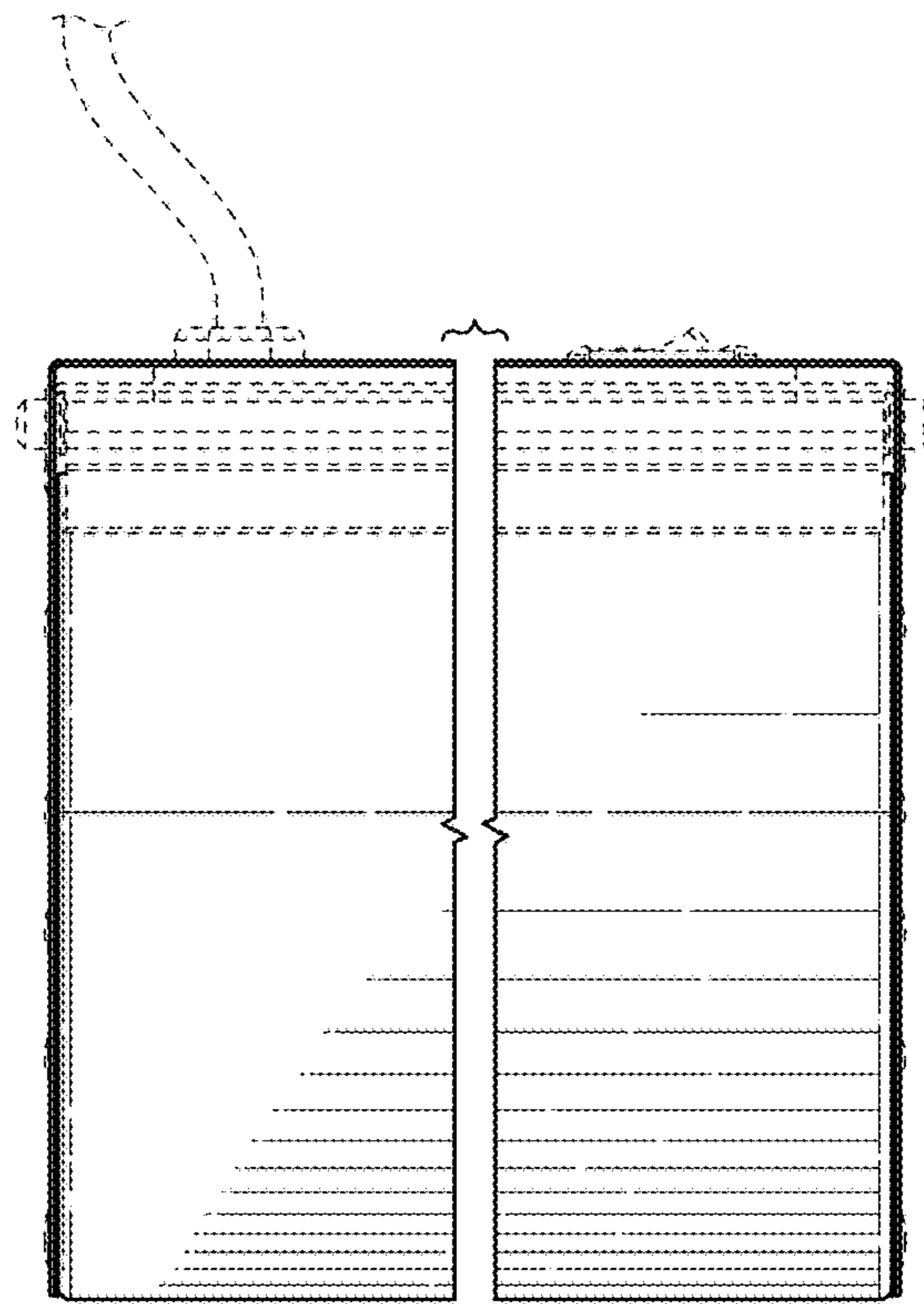


FIG. 6

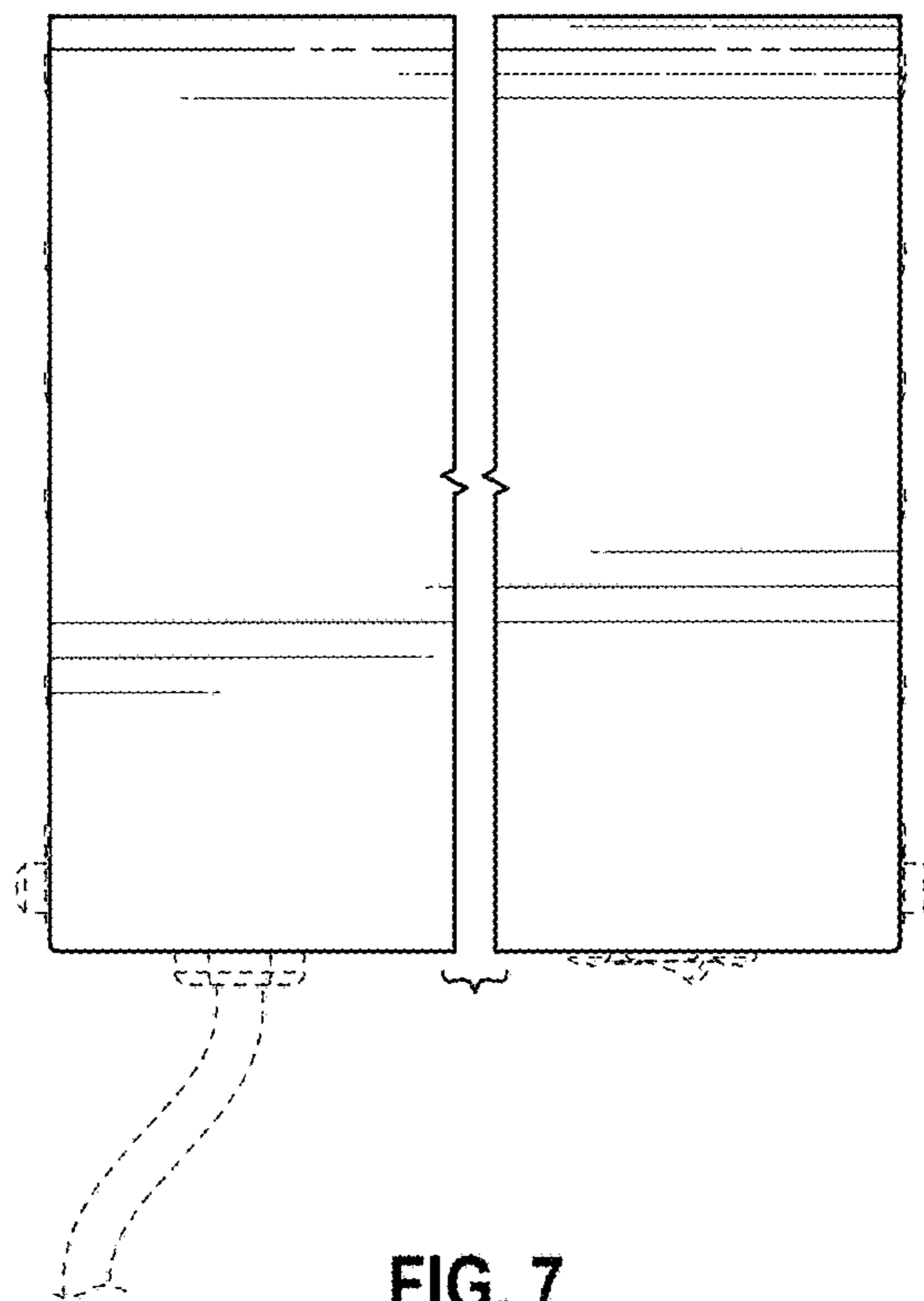


FIG. 7