



US00D772593S

(12) **United States Design Patent** (10) **Patent No.:** **US D772,593 S**  
**Le et al.** (45) **Date of Patent:** **\*\* Nov. 29, 2016**

(54) **MASSAGE CHAIR**  
(71) Applicants: **Kevin Le**, Richland Hills, TX (US);  
**Thanh Le**, Grand Prairie, TX (US)  
(72) Inventors: **Kevin Le**, Richland Hills, TX (US);  
**Thanh Le**, Grand Prairie, TX (US)  
(73) Assignee: **Luraco Technologies, Inc.**, Arlington,  
TX (US)

D540,053 S \* 4/2007 Kimoto ..... D24/200  
D545,091 S \* 6/2007 Kawamura ..... D6/367  
D577,923 S \* 10/2008 Kita ..... D6/367  
D580,671 S \* 11/2008 Aoki ..... D6/367  
D583,582 S \* 12/2008 Potter ..... D6/367  
D609,932 S \* 2/2010 Lee ..... D6/367  
D699,961 S \* 2/2014 Le ..... D6/367  
D730,072 S \* 5/2015 Sakai ..... D6/367  
2006/0217641 A1\* 9/2006 Tanizawa ..... A61H 23/02  
601/98  
2010/0198120 A1\* 8/2010 Tago ..... A61H 1/0237  
601/134

(\*\*) Term: **14 Years**

\* cited by examiner

(21) Appl. No.: **29/516,482**

*Primary Examiner* — Ricky Pham

(22) Filed: **Feb. 3, 2015**

(74) *Attorney, Agent, or Firm* — Hoang Steve Ngo

(51) **LOC (10) Cl.** ..... **06-01**

(57) **CLAIM**

(52) **U.S. Cl.**

The ornamental design for a massage chair, as shown and described.

USPC ..... **D6/367**

**DESCRIPTION**

(58) **Field of Classification Search**

USPC ..... D6/333–348, 361, 367, 371, 373, 379,  
D6/716, 716.1–716.6

CPC .... A47C 1/0352; A47C 1/0355; A47C 7/50;  
A47C 7/506; A61G 5/12; A61G 2005/128;  
A61H 1/0237; A61H 1/003; A61H 7/001;  
A61H 15/0078; A61H 23/01; A61H 23/02;  
A61H 2201/1669

See application file for complete search history.

FIG. 1 is a front elevational, environmental view of a massage chair showing a new design;  
FIG. 2 is a rear elevational, environmental view thereof;  
FIG. 3 is a right side elevational, environmental view thereof;  
FIG. 4 is a left side elevational, environmental view thereof;  
FIG. 5 is a front, right side perspective, environmental view thereof; and,  
FIG. 6 is a front, left side perspective, environmental view thereof.

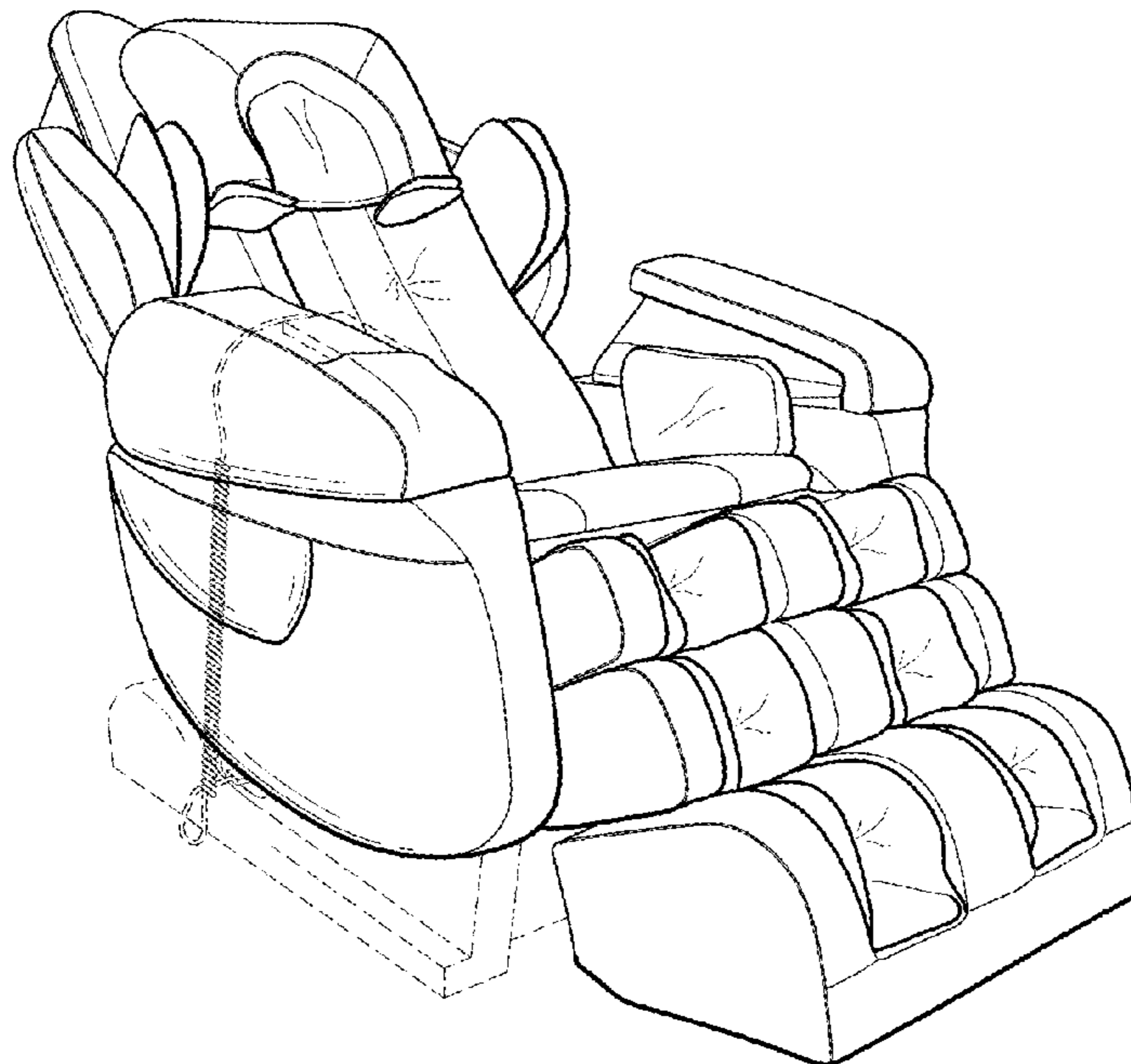
(56) **References Cited**

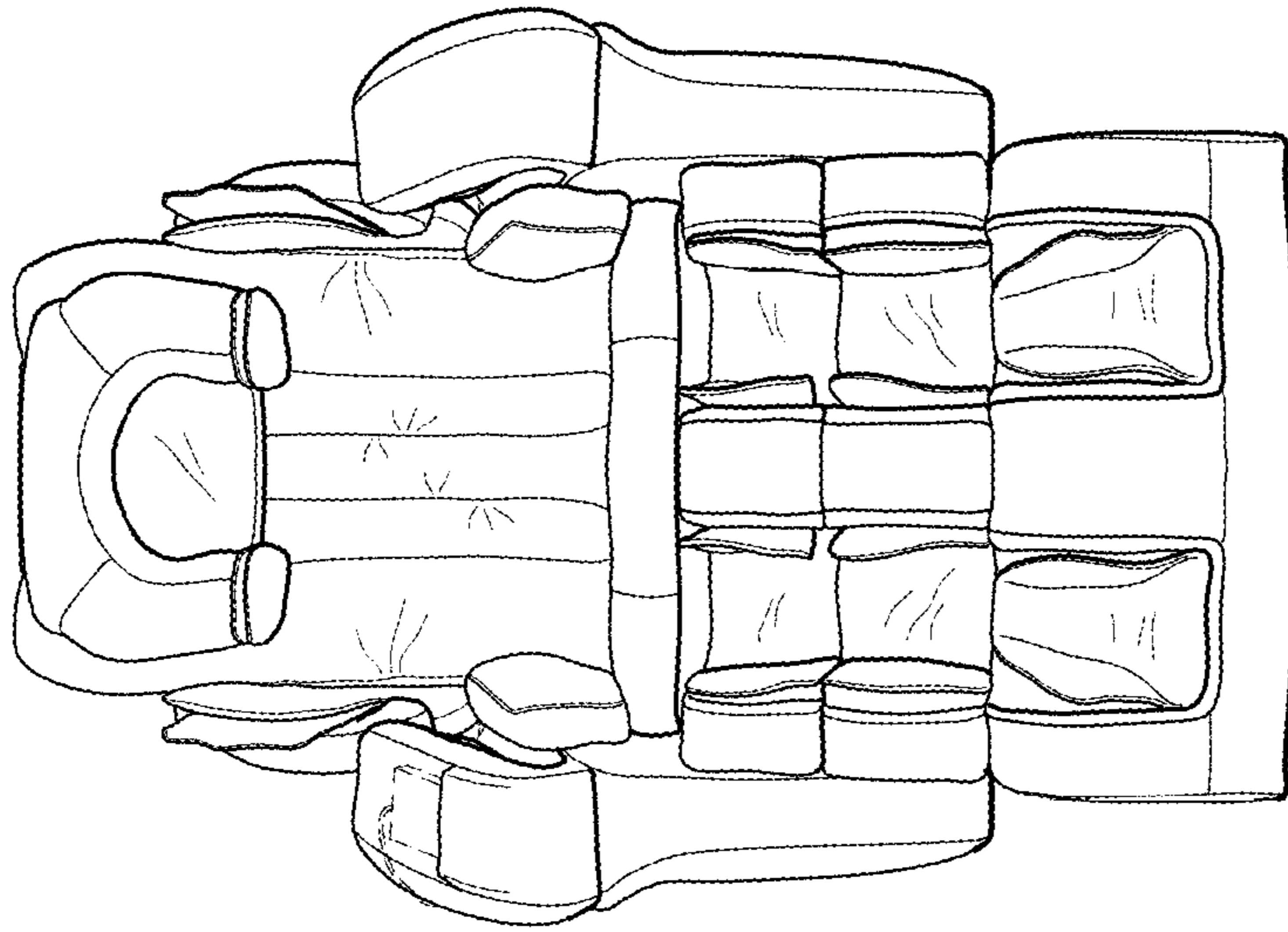
**U.S. PATENT DOCUMENTS**

D502,607 S \* 3/2005 Miyake ..... D6/335  
D517,337 S \* 3/2006 Mori ..... D6/367  
D536,891 S \* 2/2007 Miyake ..... D6/367

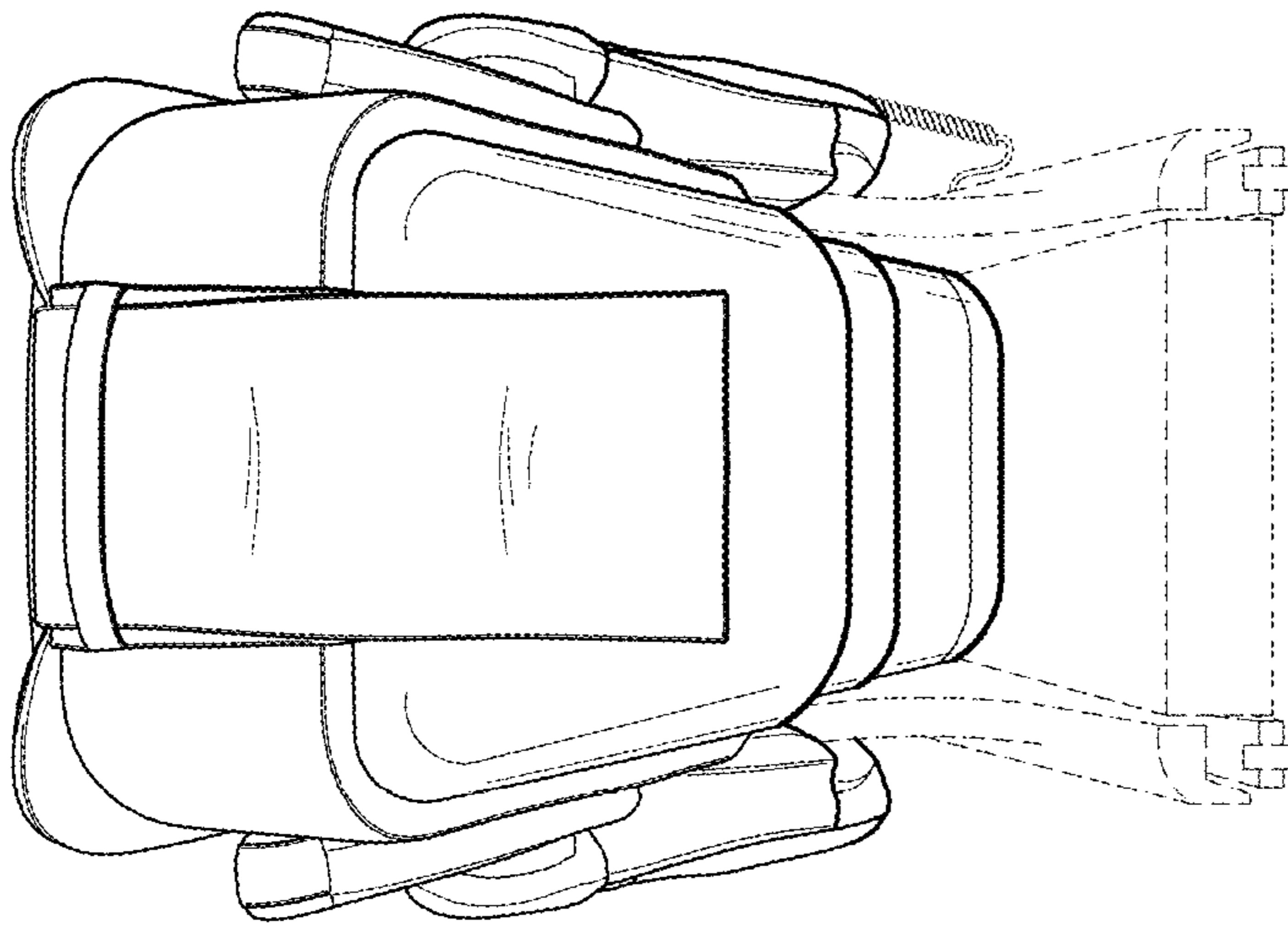
The broken lines shown in the drawing views are included for illustrative purposes only, and form no part of the claimed design.

**1 Claim, 6 Drawing Sheets**

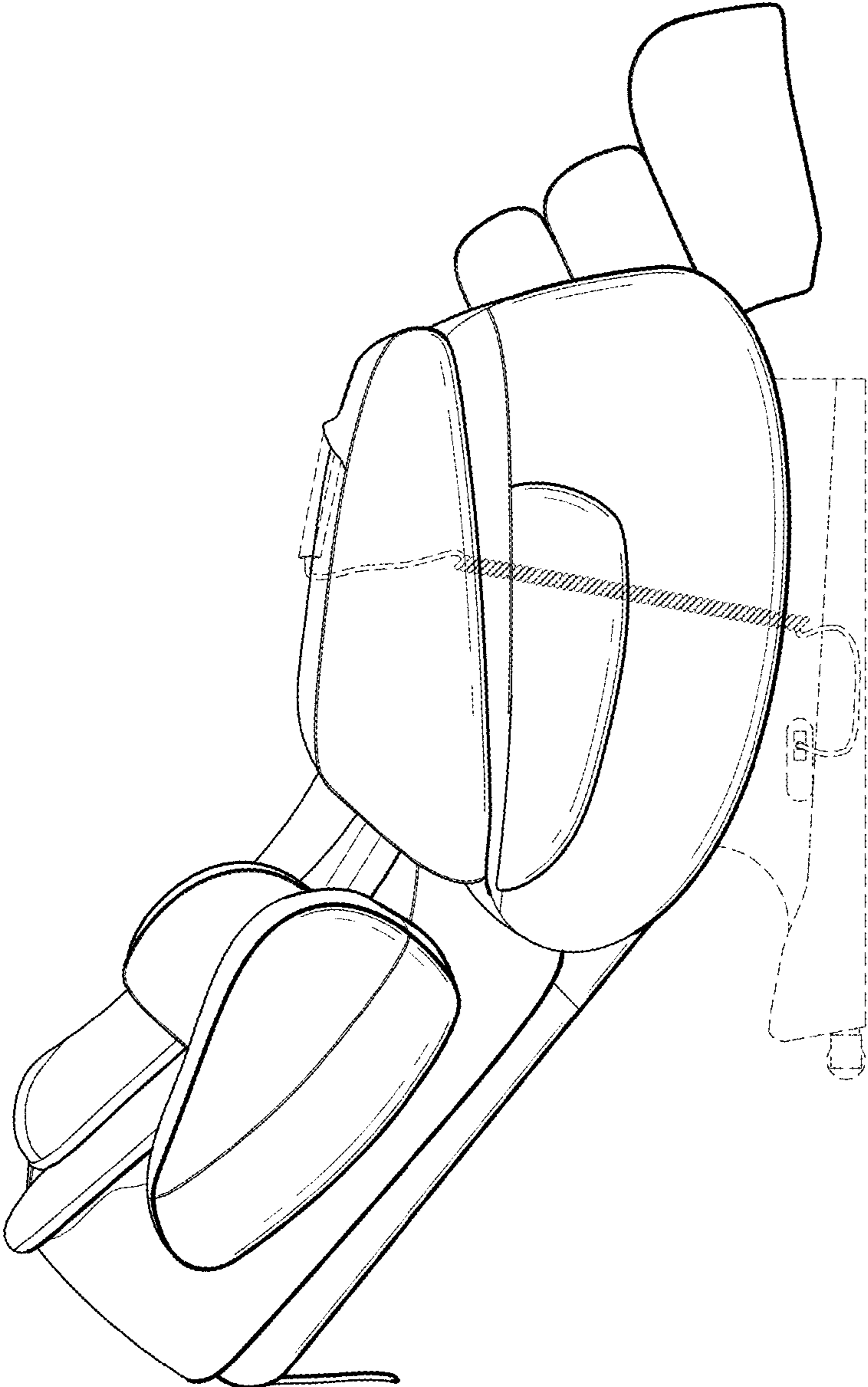




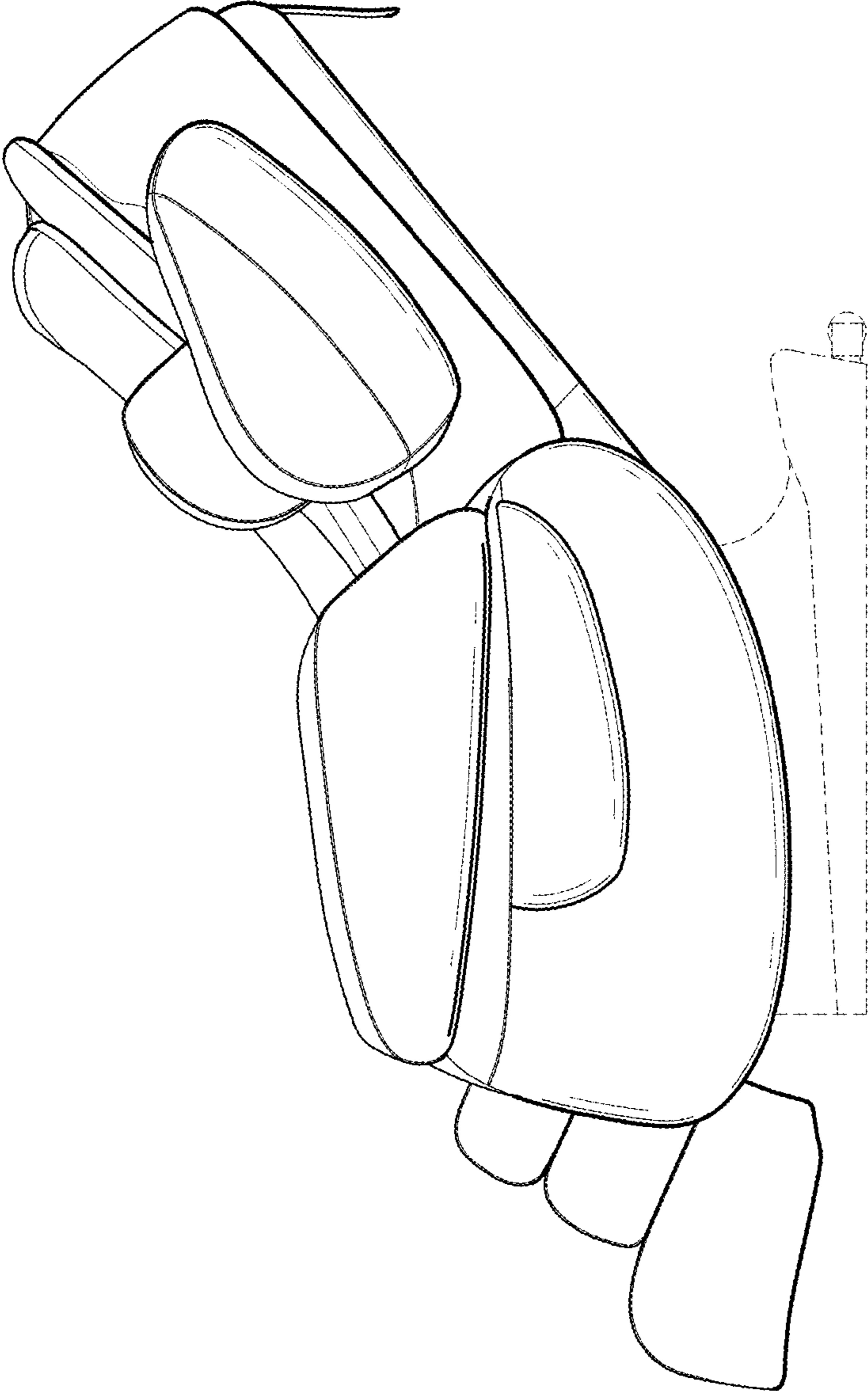
**FIG. 1**



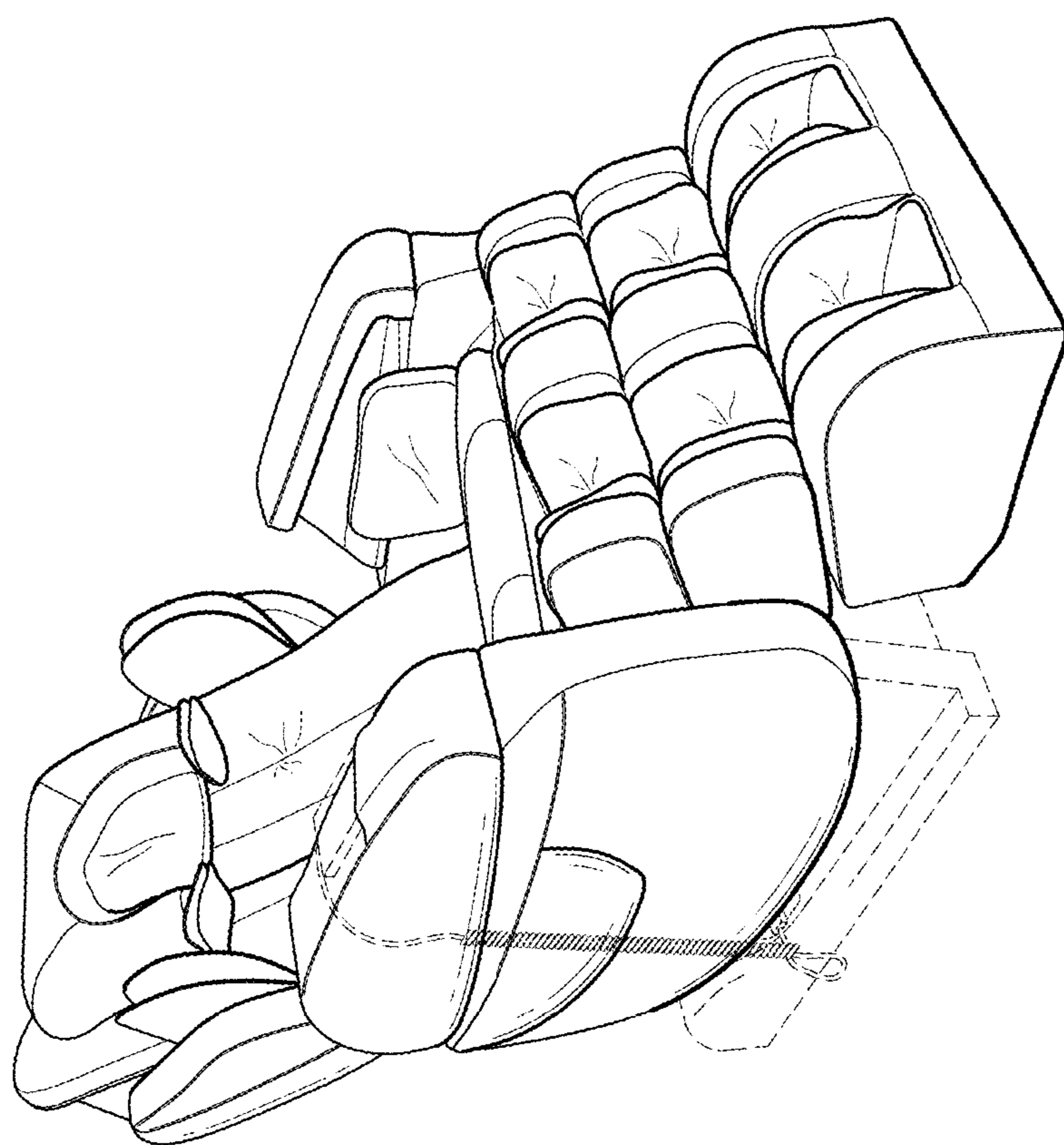
**FIG. 2**



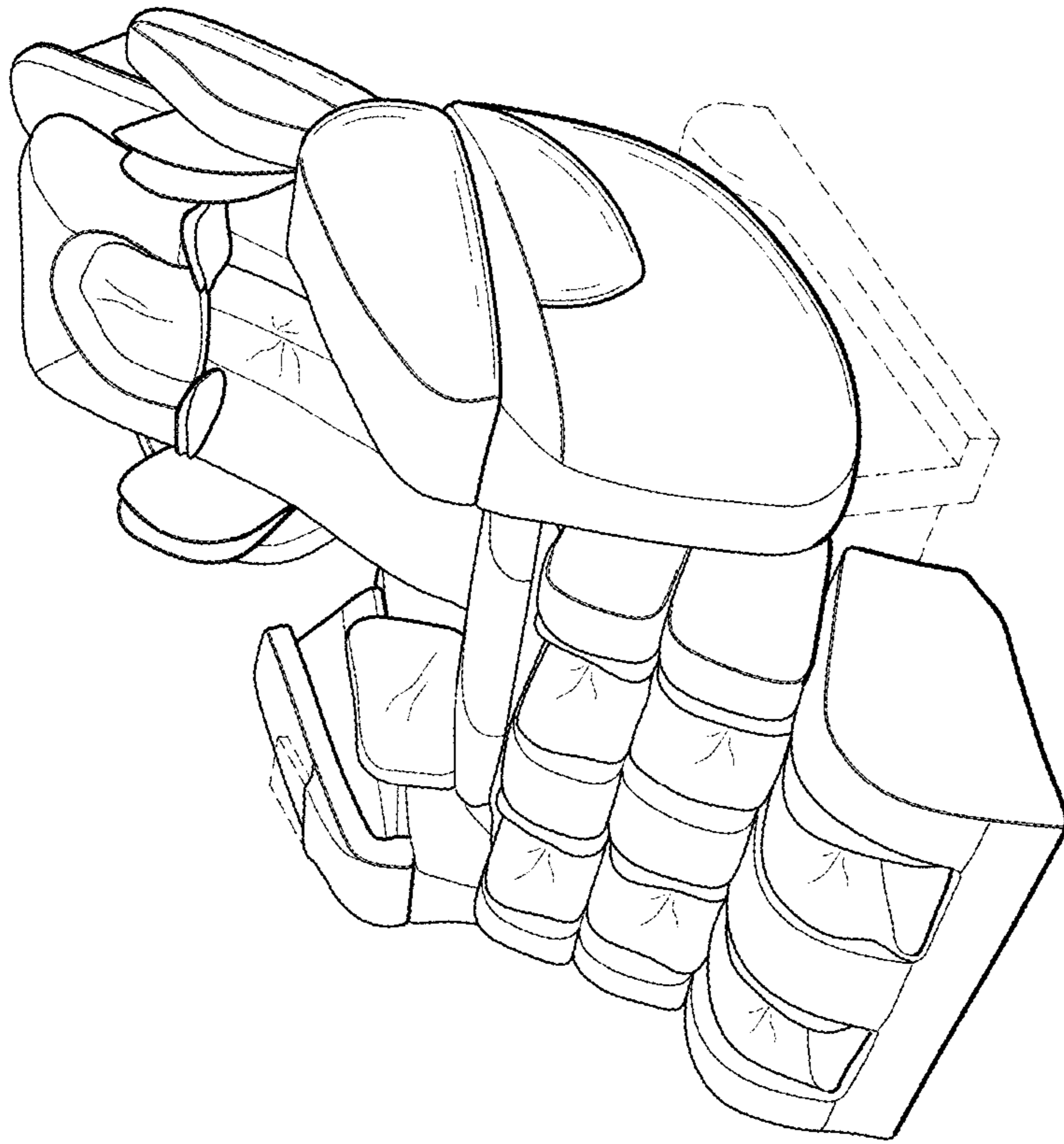
**FIG. 3**



**FIG. 4**



**FIG. 5**



**FIG. 6**