



US00D772583S

(12) **United States Design Patent** (10) **Patent No.:** **US D772,583 S**
Hannen et al. (45) **Date of Patent:** **** Nov. 29, 2016**

(54) **PAPER PRODUCT**

(71) Applicant: **The Procter & Gamble Company**,
Cincinnati, OH (US)

(72) Inventors: **Lynne Cheryl Hannen**, West Chester,
OH (US); **Devin William Baldrige**,
Cincinnati, OH (US)

(73) Assignee: **The Procter & Gamble Company**,
Cincinnati, OH (US)

(**) Term: **14 Years**

(21) Appl. No.: **29/523,391**

(22) Filed: **Apr. 9, 2015**

(51) **LOC (10) Cl.** **05-06**

(52) **U.S. Cl.**
USPC **D5/57**

(58) **Field of Classification Search**
USPC D5/4, 5, 7, 8, 10, 14, 16, 20, 22, 26, 32,
D5/36, 40, 41, 43-45, 47, 56-63, 53;
D6/582, 584, 587, 588, 592; D25/138,
D25/149, 151; D32/40; D20/11, 24, 30
CPC B32B 5/024; B32B 5/266; B44F 1/00;
B44F 1/08; B44F 3/00; B44F 5/00; B44F
9/00; B44F 9/02; B44F 9/04; B44F 11/06;
D03D 1/00; D03D 25/00; D04H 1/00;
D10B 2503/00
See application file for complete search history.

(56) **References Cited**

U.S. PATENT DOCUMENTS

D63,093 S * 10/1923 Vandergaw et al. D5/57
D63,514 S * 12/1923 Vandergaw et al. D5/57
D65,876 S * 10/1924 Vandergaw et al. D5/57
D66,163 S * 12/1924 Vandergaw et al. D5/57
D68,678 S * 11/1925 Vandergaw et al. D5/57
D72,293 S * 3/1927 Vandergaw et al. D5/57

3,953,638 A * 4/1976 Kemp A47K 10/16
156/183
D367,765 S * 3/1996 Makoui D5/53
D381,811 S * 8/1997 du Grosriez D5/53
D399,310 S * 10/1998 Lynard D24/125
D428,264 S * 7/2000 Boyce D5/53
D430,407 S * 9/2000 Ingalls D5/53
D431,371 S * 10/2000 Ingalls D5/57
D440,773 S * 4/2001 Rogers D5/57
D442,786 S * 5/2001 Enderby D5/53
D448,478 S * 9/2001 Deoliveira D24/124
D449,453 S * 10/2001 Duritsch D5/58
D494,766 S * 8/2004 Boerschinger D5/57
D508,613 S * 8/2005 Knobloch D5/57
D512,505 S * 12/2005 Vinson D24/124
D523,644 S * 6/2006 Knobloch D5/57
D535,107 S * 1/2007 Knobloch D5/53
D550,969 S * 9/2007 Fung D5/57
D587,462 S * 3/2009 Walther D5/57
D625,111 S * 10/2010 Carrier D5/56

(Continued)


Primary Examiner — Karen S Acker
(74) *Attorney, Agent, or Firm* — Roddy M. Bullock

(57) **CLAIM**
The ornamental design for a paper product, as shown and described.

DESCRIPTION

FIG. 1 is a perspective view of a paper product showing our new ornamental design;
FIG. 2 is a plan view, thereof;
FIG. 3 is a plan view of the other side thereof;
FIG. 4 is a side view, thereof;
FIG. 5 is a the other side view, thereof;
FIG. 6 is an elevation side view, thereof; and,
FIG. 7 is an elevation side view, thereof.
The dash dot dot dash broken lines within FIGS. 1 and 2 depict the boundaries of the claim and form no part thereof. The areas and broken lines outside of the boundaries of the claim illustrate environmental material that forms no part of the claimed design.

1 Claim, 4 Drawing Sheets



(56)

References Cited

U.S. PATENT DOCUMENTS

7,829,177 B2 * 11/2010 Russell B31F 1/07
428/153
D629,618 S * 12/2010 Carrier D5/57
D638,630 S * 5/2011 Coffaro D5/58
D660,013 S * 5/2012 Tardif D5/57

D668,058 S * 10/2012 Morrow, III D5/57
D673,780 S * 1/2013 Van Straten D5/57
D694,528 S * 12/2013 NLNL Clerici D5/59
D719,743 S * 12/2014 Seitzinger D5/57
D720,544 S * 1/2015 Seitzinger D5/57
D734,618 S * 7/2015 Schuller D5/57
D737,578 S * 9/2015 Seitzinger D5/57
D738,632 S * 9/2015 Seitzinger D5/57

* cited by examiner




Fig. 1




Fig. 2




Fig. 3




Fig. 4



Fig. 5

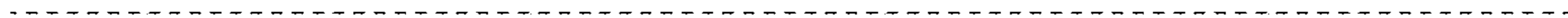


Fig. 6



Fig. 7