



US00D772580S

(12) **United States Design Patent** (10) **Patent No.:** **US D772,580 S**
Harrington (45) **Date of Patent:** **** Nov. 29, 2016**

(54) **TOILET BRUSH HANDLE**
(71) Applicant: **Unger Marketing International, LLC**,
Bridgeport, CT (US)
(72) Inventor: **William Harrington**, Charlestown, RI
(US)
(73) Assignee: **UNGER MARKETING**
INTERNATIONAL LLC, Bridgeport,
CT (US)
(**) Term: **14 Years**
(21) Appl. No.: **29/511,377**
(22) Filed: **Dec. 10, 2014**

6,154,913 A 12/2000 Burton
6,237,182 B1 5/2001 Cassar
D449,909 S * 10/2001 Randolph D32/40
D454,251 S * 3/2002 De Swarte D4/101
D468,539 S * 1/2003 Petner D4/119
6,530,707 B1 3/2003 Byrne et al.
6,546,588 B1 4/2003 Black
D495,844 S * 9/2004 Berti D32/51

(Continued)

FOREIGN PATENT DOCUMENTS

DE 1986144 U 5/1968
DE 1995617 U 10/1968

(Continued)

OTHER PUBLICATIONS

European Search Report Dated Nov. 18, 2015 for corresponding
European Patent Application No. 15176124.4, 8 pages.

Primary Examiner — Susan E Krakower
Assistant Examiner — Lisa A Grabenstetter
(74) *Attorney, Agent, or Firm* — Ohlandt, Greeley,
Ruggiero & Perle, LLP

Related U.S. Application Data

(63) Continuation-in-part of application No. 29/496,191,
filed on Jul. 10, 2014, now Pat. No. Des. 761,568.
(51) **LOC (10) Cl.** **04-02**
(52) **U.S. Cl.**
USPC **D4/138**
(58) **Field of Classification Search**
USPC D4/114, 118, 119, 120, 138, 199;
D8/15, 16, 19, 62, 90, 101; D24/119,
D24/146, 180, 200; D32/40, 41, 44, 46, 50,
D32/51, 52, 57
CPC A46B 5/00; A46B 5/0004; A46B 5/0016;
A46B 11/00; A46B 11/001; A46B 11/0006;
A46B 2200/304; A46B 2200/3006; A46B
2200/3093; A47L 13/10; A47L 13/16;
A47L 13/20; A47L 13/24; A47L 13/254
See application file for complete search history.

(57) **CLAIM**
The ornamental design for a toilet brush handle, as shown
and described.

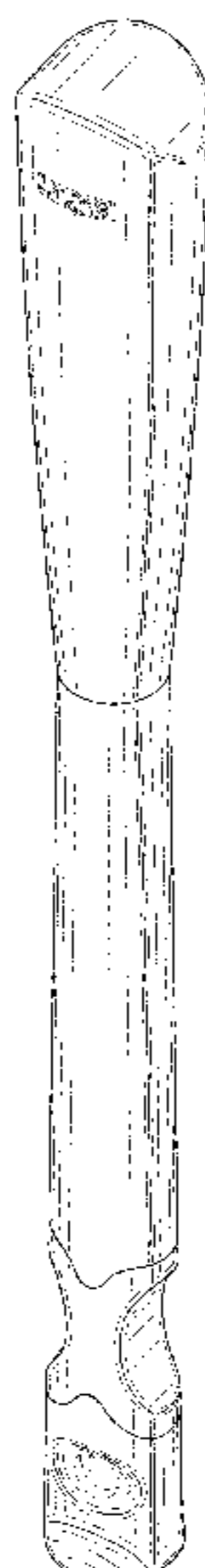
DESCRIPTION

FIG. 1 is a top, front perspective view of a toilet brush
handle;
FIG. 2 is a first side view thereof;
FIG. 3 is a front view thereof;
FIG. 4 is a second, opposite side view thereof;
FIG. 5 is a back view thereof;
FIG. 6 is an enlarged bottom view thereof; and,
FIG. 7 is an enlarged top view thereof.
The broken lines show unclaimed subject matter only and
form no part of the claimed design.

(56) **References Cited**
U.S. PATENT DOCUMENTS

4,328,604 A 5/1982 Adams
5,158,532 A 10/1992 Peng et al.

1 Claim, 5 Drawing Sheets



(56)

References Cited

U.S. PATENT DOCUMENTS

D495,883 S * 9/2004 Berti D4/138
D500,925 S * 1/2005 Hay D4/138
D512,569 S * 12/2005 Berti D4/138
7,213,292 B1 5/2007 Tucker
D560,914 S * 2/2008 Yang D4/128
7,344,327 B2 3/2008 Gueret
D581,676 S * 12/2008 Libman D4/128
D604,470 S * 11/2009 Billig D32/50
D632,490 S * 2/2011 Cobabe D4/138
D632,491 S * 2/2011 Lowe D4/138
8,123,712 B2 2/2012 Julius

2001/0047556 A1 12/2001 Weihrauch
2004/0143923 A1 7/2004 Bensussan et al.
2006/0070198 A1 4/2006 DeRoma
2008/0115302 A1* 5/2008 Kilkenny A47L 13/254
15/104.94
2012/0183344 A1 7/2012 Habinger
2014/0099154 A1 4/2014 O'Neill

FOREIGN PATENT DOCUMENTS

DE 4435888 A1 4/1996
DE 2002013005066 U1 8/2013

* cited by examiner

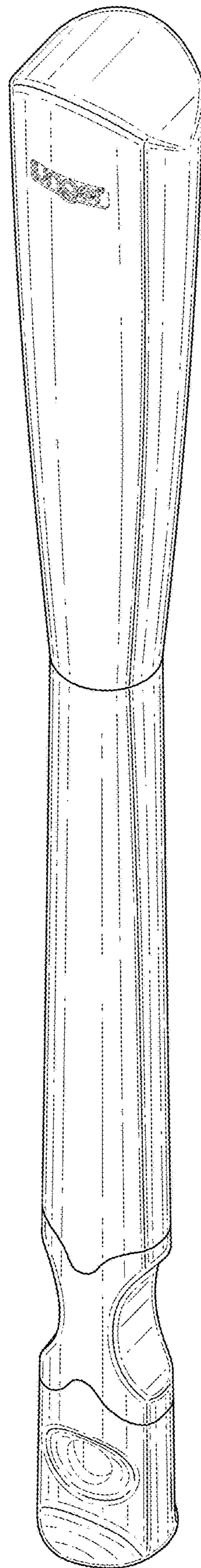


FIG. 1

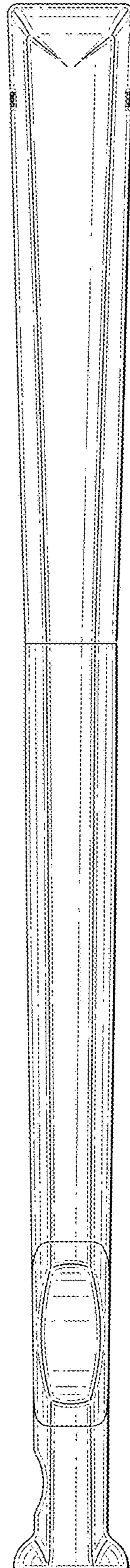


FIG. 2

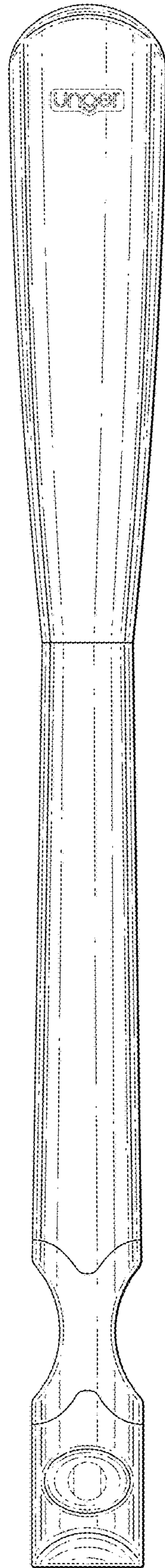


FIG. 3




FIG. 4

FIG. 5

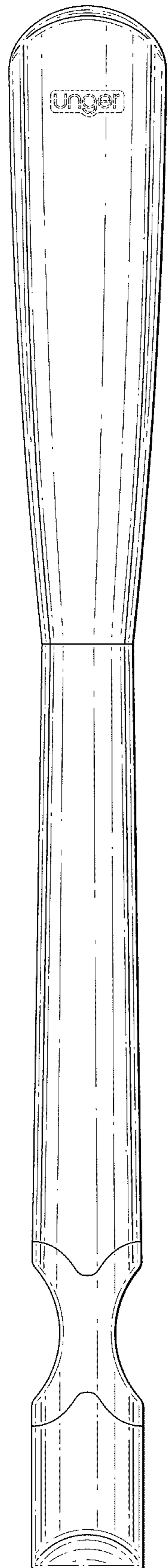


FIG. 6

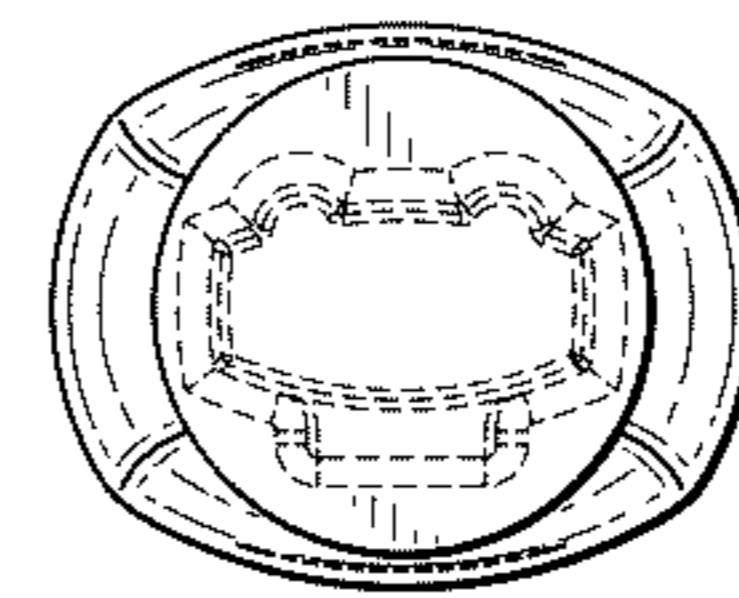


FIG. 7

