



US00D772571S

(12) **United States Design Patent** (10) **Patent No.:** **US D772,571 S**  
**Sijmons** (45) **Date of Patent:** **\*\* Nov. 29, 2016**

(54) **LUGGAGE**

D720,928 S \* 1/2015 Roncato ..... D3/279  
D743,168 S \* 11/2015 Niu ..... D3/279  
D743,698 S 11/2015 Della Vecchia  
D751,290 S \* 3/2016 Maeda ..... D3/279

(71) Applicant: **Samsonite IP Holdings S.a r.l.**,  
Luxembourg (LU)

(72) Inventor: **Erik Sijmons**, Oudenaarde (BE)

(73) Assignee: **Samsonite IP Holdings S.a r.l.**,  
Luxembourg (LU)

(\*\*) Term: **15 Years**

(21) Appl. No.: **29/542,156**

(22) Filed: **Oct. 12, 2015**

(30) **Foreign Application Priority Data**

Apr. 20, 2015 (EM) ..... 002684860-0001

(51) **LOC (10) Cl.** ..... **03-01**

(52) **U.S. Cl.**  
USPC ..... **D3/279; D3/289**

(58) **Field of Classification Search**  
USPC ..... D3/273, 276, 279, 281, 282, 289, 294,  
D3/301, 902, 900, 905; D34/24, 25  
CPC .... A45C 5/00; A45C 5/03; A45C 2005/037;  
A45C 5/14; A45C 7/0027; A45C 7/0018;  
A45C 7/0045  
See application file for complete search history.

(56) **References Cited**

**U.S. PATENT DOCUMENTS**

D547,549 S \* 7/2007 Johansson ..... D3/276  
D644,434 S 9/2011 Miles et al.  
D665,998 S \* 8/2012 Sijmons ..... D3/279  
D675,017 S \* 1/2013 Van Overbeke ..... D3/273  
D710,610 S 8/2014 Sijmons et al.  
D711,104 S \* 8/2014 Lai ..... D3/279  
D711,646 S \* 8/2014 Ke ..... D3/279  
D719,351 S \* 12/2014 Hailwood ..... D3/279

**FOREIGN PATENT DOCUMENTS**

EM 001947813-0001 11/2011  
EM 002136127-0003 11/2012  
EM 002267005-0001 7/2013  
EM 002576728-0011 11/2014  
EM 002684860-0001 4/2015  
EM 002684860-0002 4/2015

\* cited by examiner

*Primary Examiner* — Jennifer Rivard

*Assistant Examiner* — April Rivas

(74) *Attorney, Agent, or Firm* — Dorsey & Whitney LLP

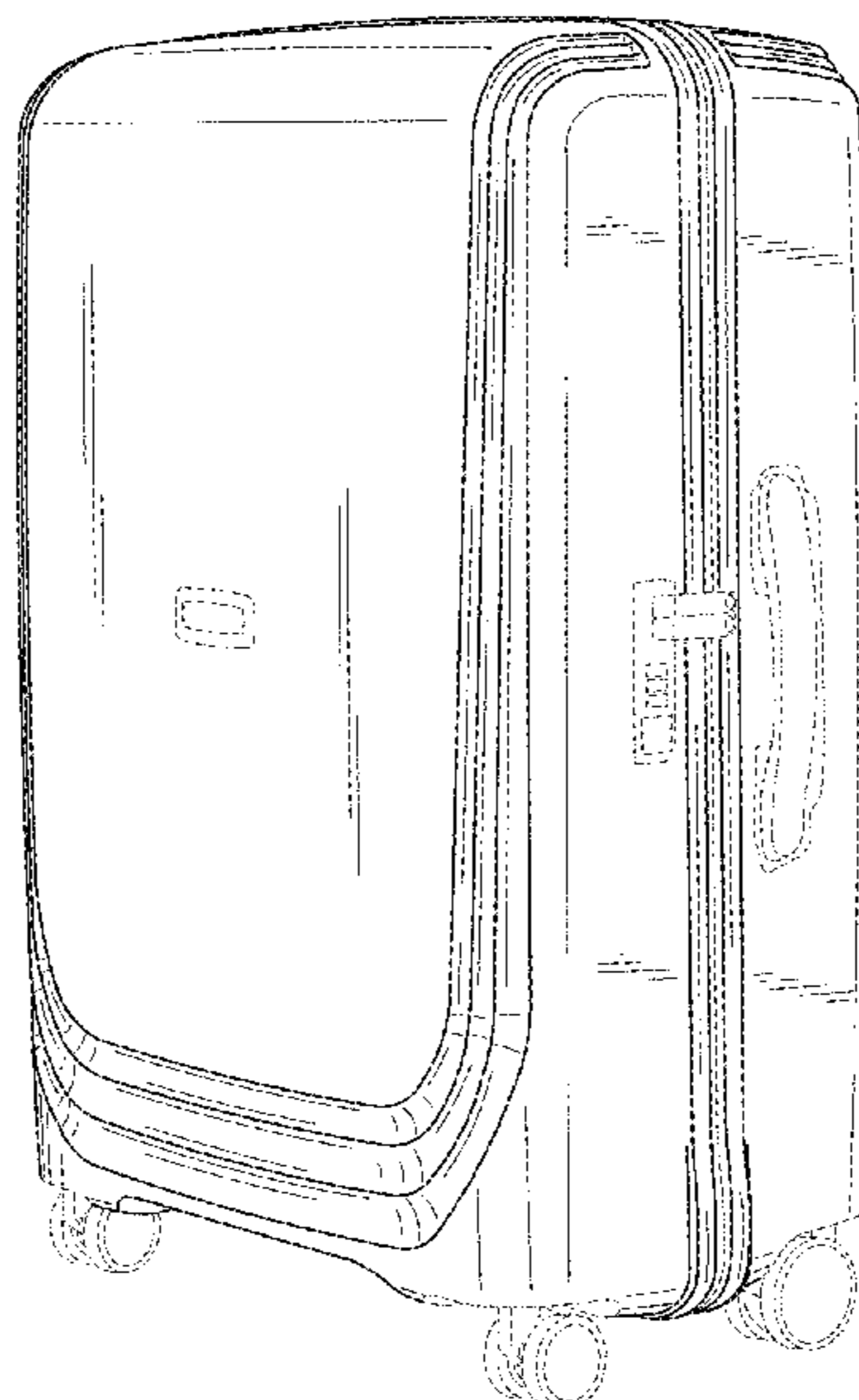
(57) **CLAIM**

The ornamental design for a luggage, as shown and described.

**DESCRIPTION**

FIG. 1 shows a front perspective view of a luggage;  
FIG. 2 shows a front elevation view of the luggage of FIG. 1;  
FIG. 3 shows a rear elevation view of the luggage of FIG. 1;  
FIG. 4 shows a right elevation view of the luggage of FIG. 1;  
FIG. 5 shows a left elevation view of the luggage of FIG. 1;  
FIG. 6 shows a top view of the luggage of FIG. 1; and,  
FIG. 7 shows a bottom view of the luggage of FIG. 1.  
The broken lines shown in the drawings illustrate portions of the luggage and form no part of the claimed design.

**1 Claim, 7 Drawing Sheets**



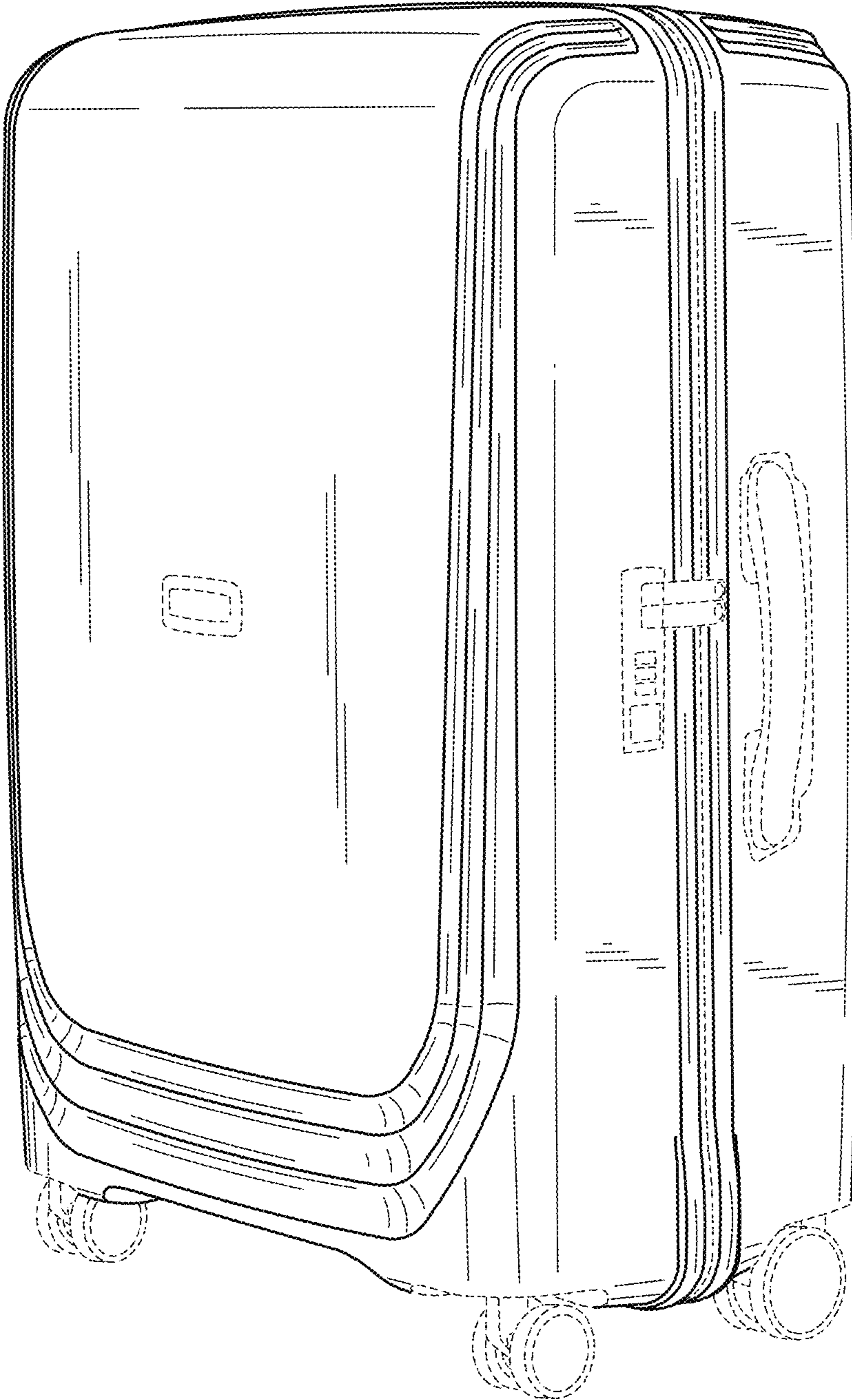


FIG. 1

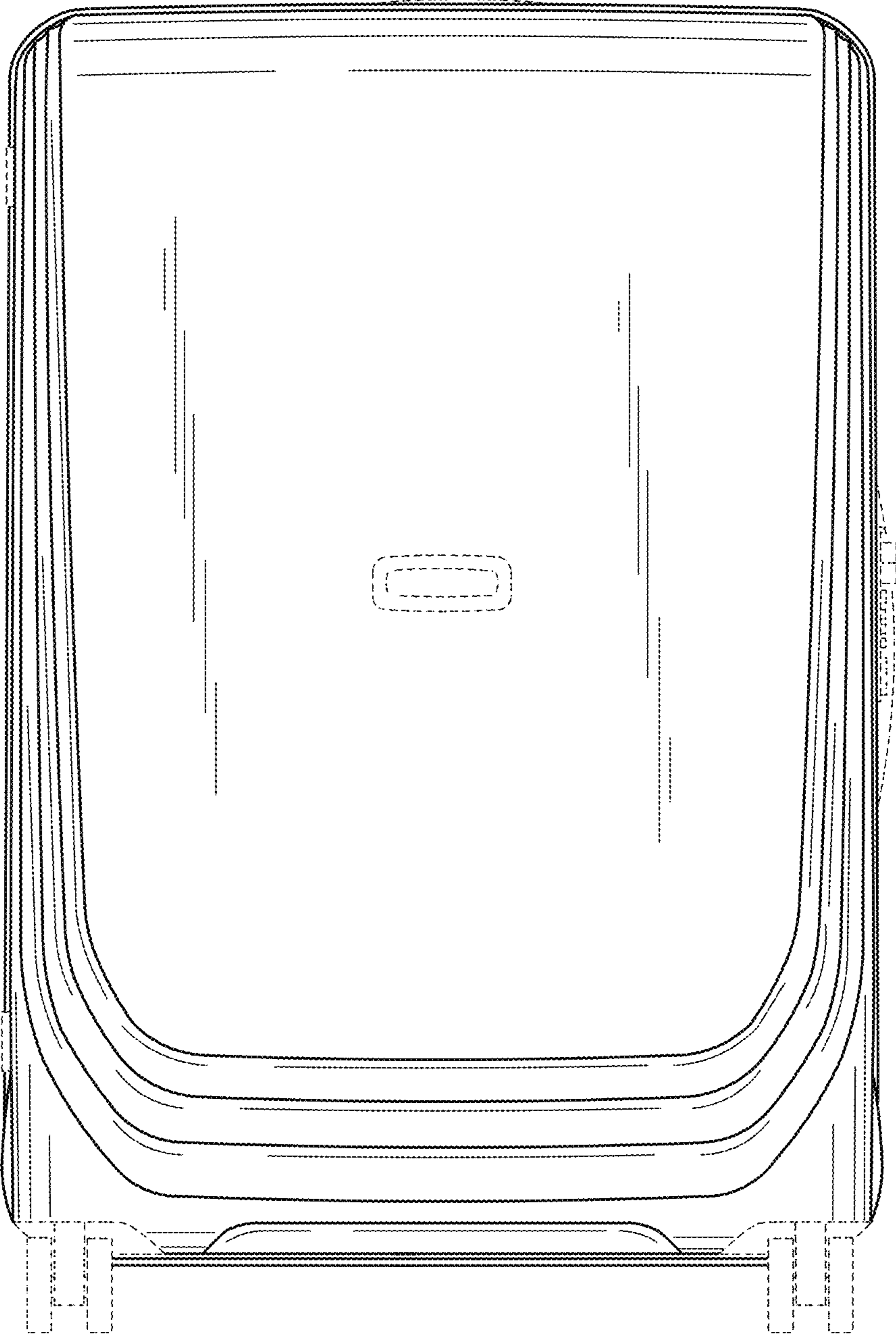


FIG. 2

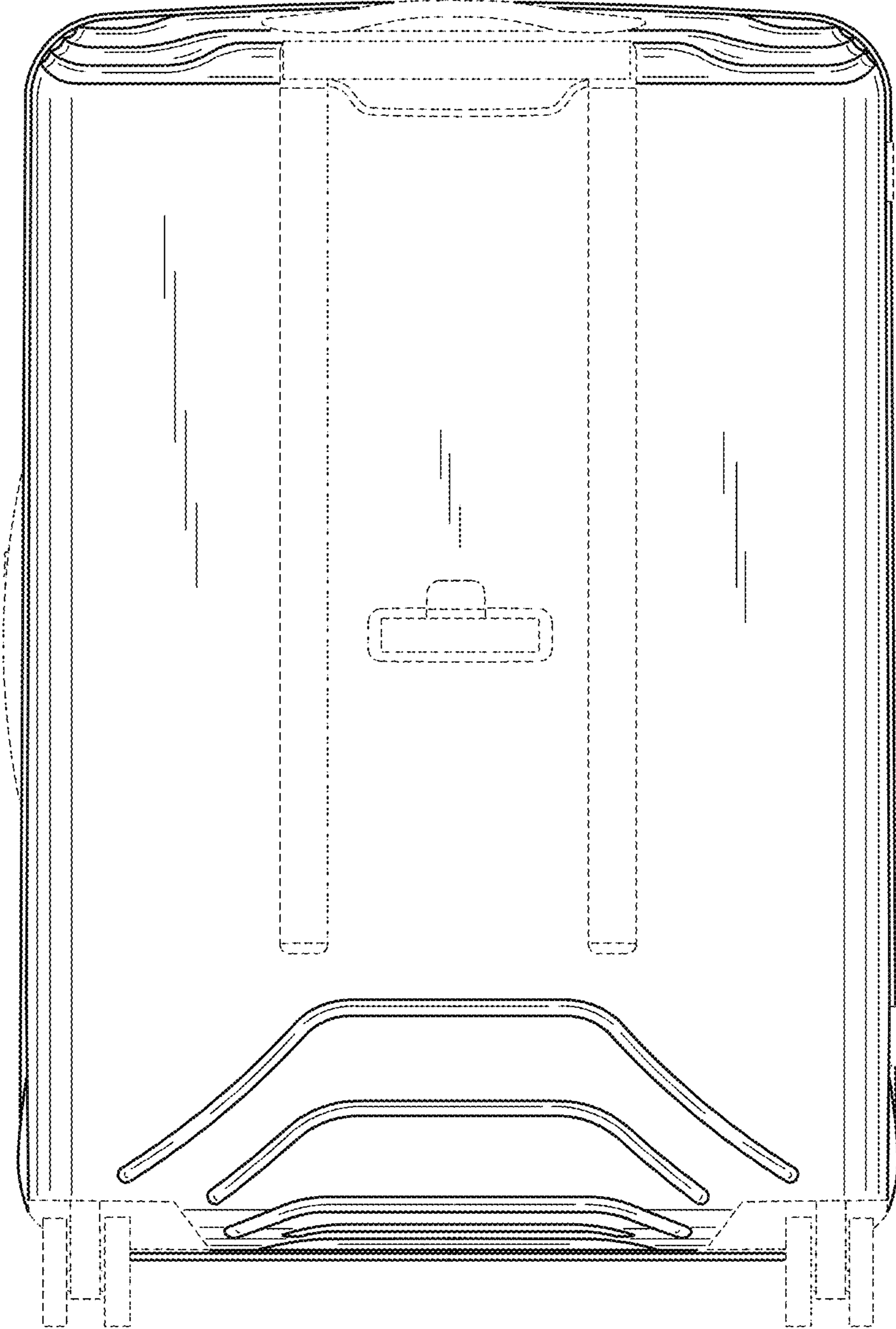


FIG. 3



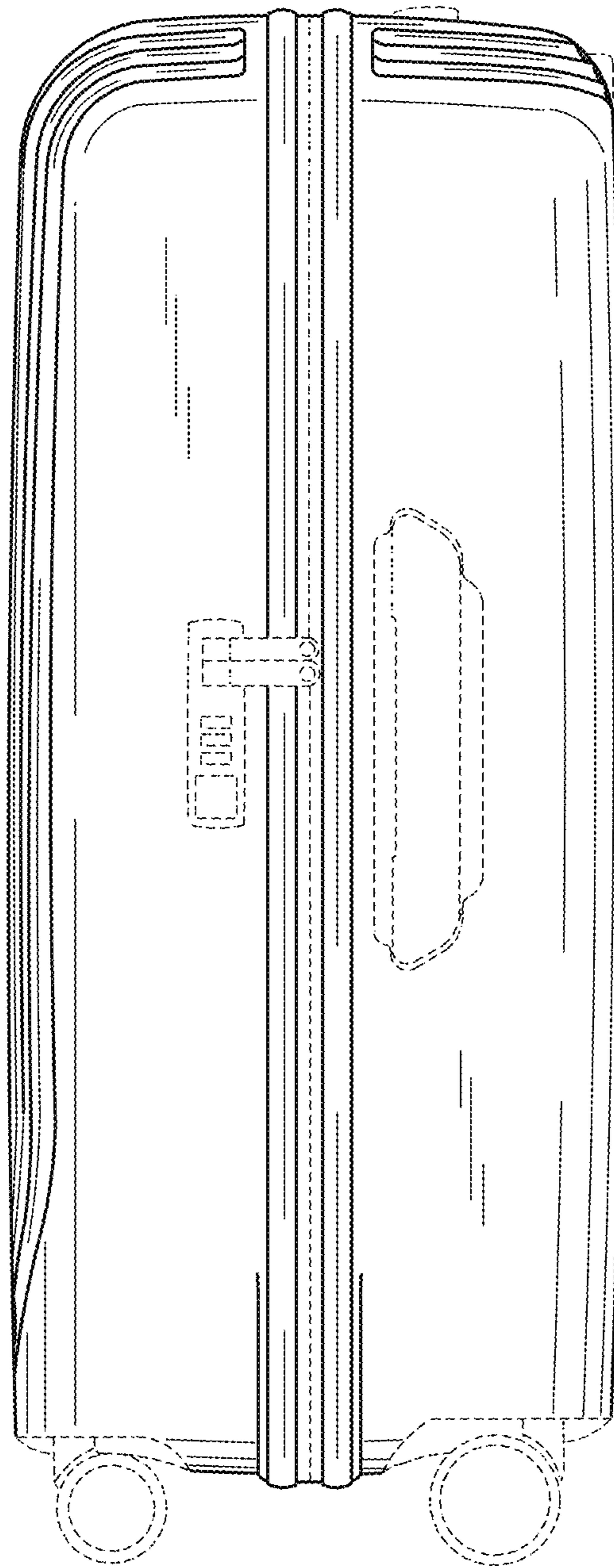


FIG. 4




FIG. 5

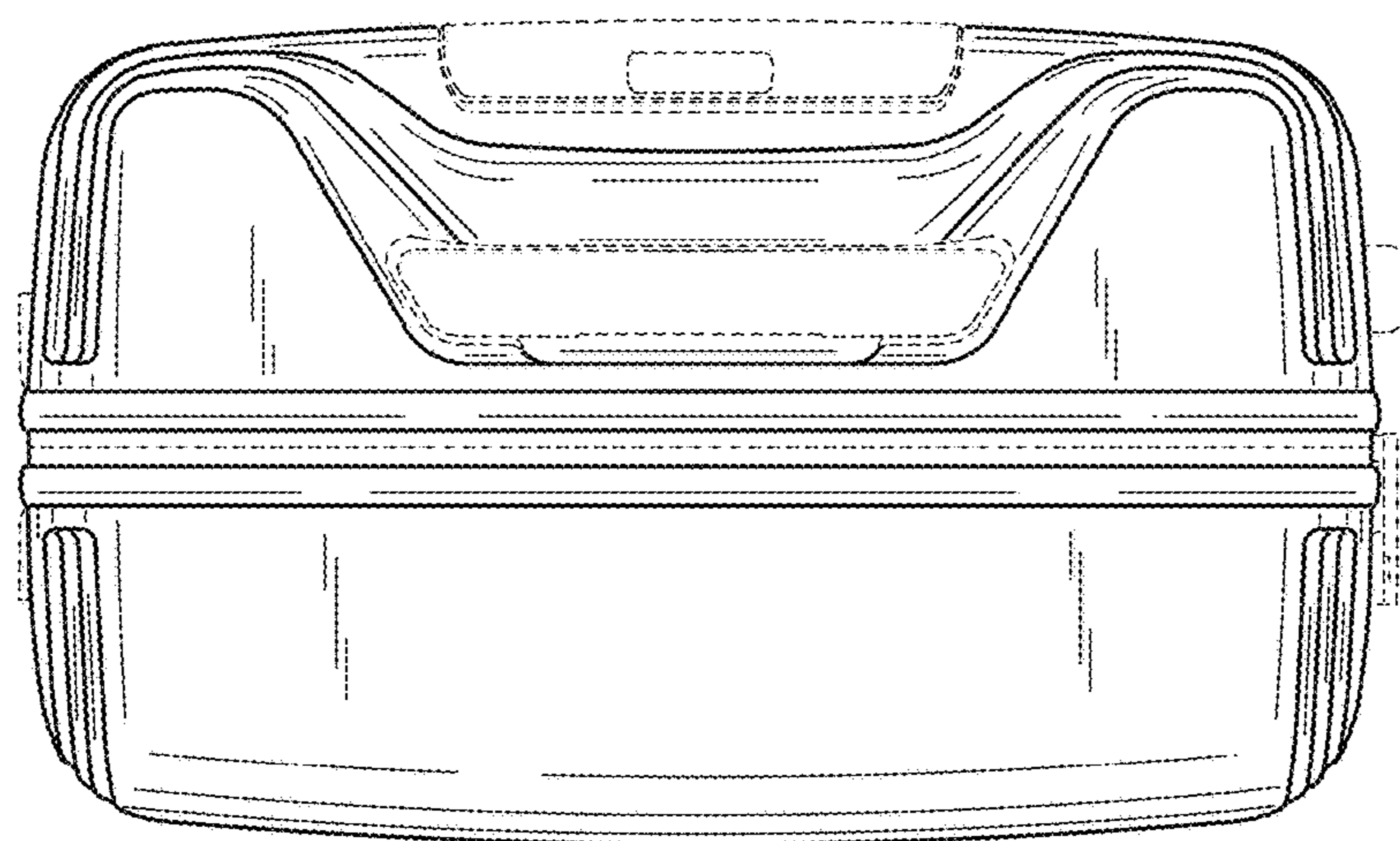


FIG. 6

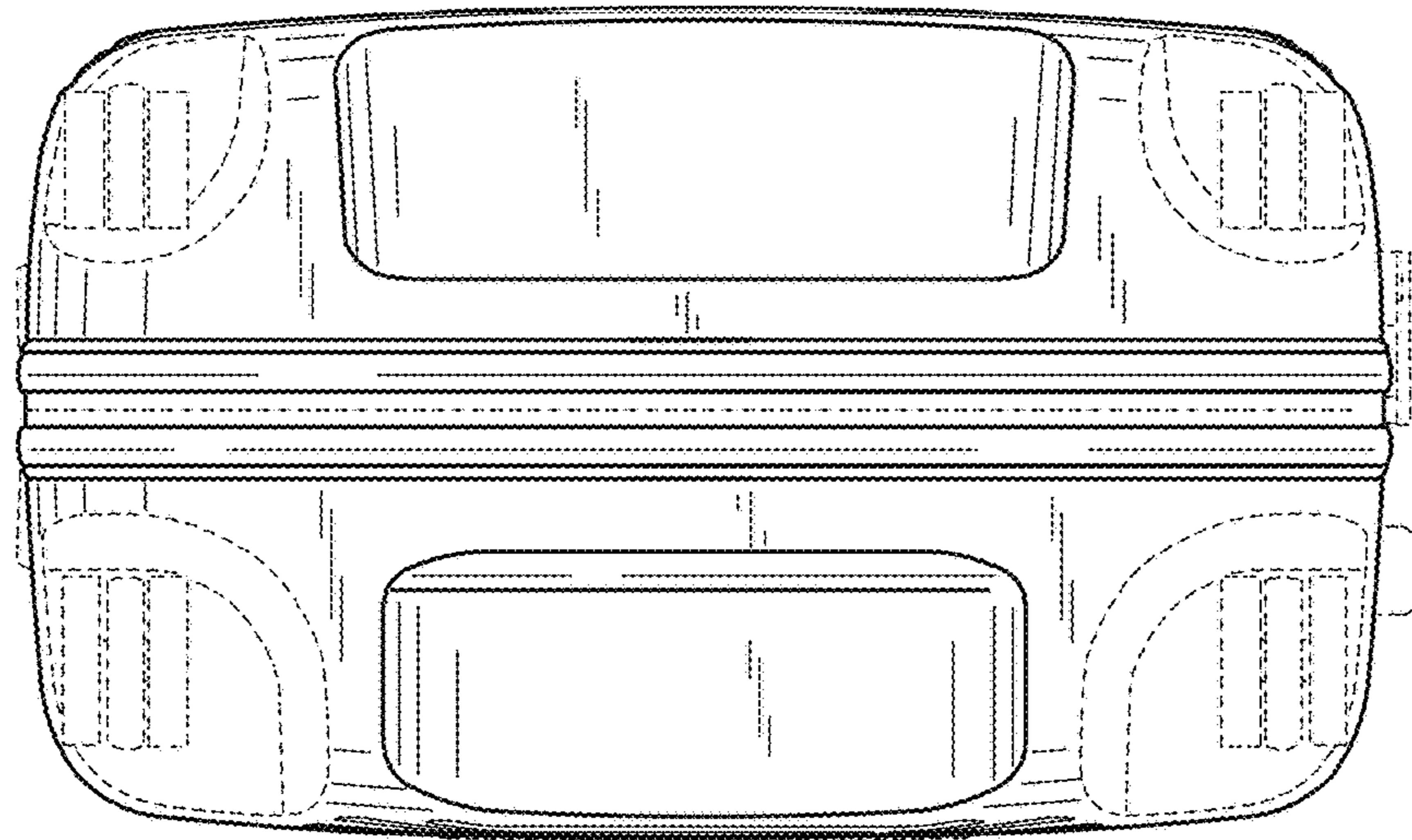


FIG. 7