



US00D772544S

(12) **United States Design Patent** (10) **Patent No.:** **US D772,544 S**
Slimane (45) **Date of Patent:** **** Nov. 29, 2016**

- (54) **PUMP**
- (71) Applicant: **YVES SAINT LAURENT**, Paris (FR)
- (72) Inventor: **Hedi Slimane**, Los Angeles, CA (US)
- (73) Assignee: **YVES SAINT LAURENT**, Paris (FR)
- (**) Term: **14 Years**
- (21) Appl. No.: **29/525,997**
- (22) Filed: **May 5, 2015**
- (51) **LOC (10) Cl.** **02-04**
- (52) **U.S. Cl.**
USPC **D2/939**
- (58) **Field of Classification Search**
USPC D2/896, 925-942, 965, 966, 969, 971
CPC A43B 21/00; A43B 21/02; A43B 21/06;
A43B 9/14; A43B 1/0045; A43B 13/10;
A43B 13/12; A43B 23/06; A43B 23/07;
A43B 1/0036; A43B 5/12
See application file for complete search history.

(56) **References Cited**

U.S. PATENT DOCUMENTS

D83,669 S *	3/1931	Ellington	D2/939
D84,645 S *	7/1931	Morali	D2/935
D86,618 S *	3/1932	Lyons	D2/929
D90,205 S *	6/1933	Miller	D2/939
D93,508 S *	10/1934	Phifer	D2/939
D93,510 S *	10/1934	Phifer	D2/939
D94,226 S *	1/1935	Kessler	D2/939
D95,413 S *	4/1935	Goldberg	D2/939

D97,043 S *	10/1935	Ellington	D2/935
D102,894 S *	1/1937	Kalmon	D2/942
D106,644 S *	10/1937	Benjamin	D2/939
D118,297 S *	12/1939	Waxelbaum	D2/939
D123,590 S *	11/1940	Elkin	D2/940
D124,841 S *	1/1941	Levin	D2/939
D149,073 S *	3/1948	Levin	D2/939
D170,015 S *	7/1953	Ferragamo	D2/939
D299,781 S *	2/1989	Ross	D2/939
D452,772 S *	1/2002	Jacobs	D2/939
D501,074 S *	1/2005	Kelsey	D2/971
D514,301 S *	2/2006	Kelsey	D2/971
D580,643 S *	11/2008	Guers-Neyraud	D2/965
D582,637 S *	12/2008	Guers-Neyraud	D2/925
D604,495 S *	11/2009	Issler	D2/925
D734,004 S *	7/2015	Slimane	D2/939

* cited by examiner

Primary Examiner — Dominic Simone

(74) *Attorney, Agent, or Firm* — Donald J. Ranft; Collen LP

(57) **CLAIM**

The ornamental design for a pump, as shown.

DESCRIPTION

FIG. 1 is a front top left perspective view of a pump showing my new design;
 FIG. 2 is a front view thereof;
 FIG. 3 is a rear view thereof;
 FIG. 4 is a left side view thereof;
 FIG. 5 is a right side view thereof;
 FIG. 6 is a top view thereof; and,
 FIG. 7 is a bottom view thereof.

1 Claim, 7 Drawing Sheets





FIG. 1

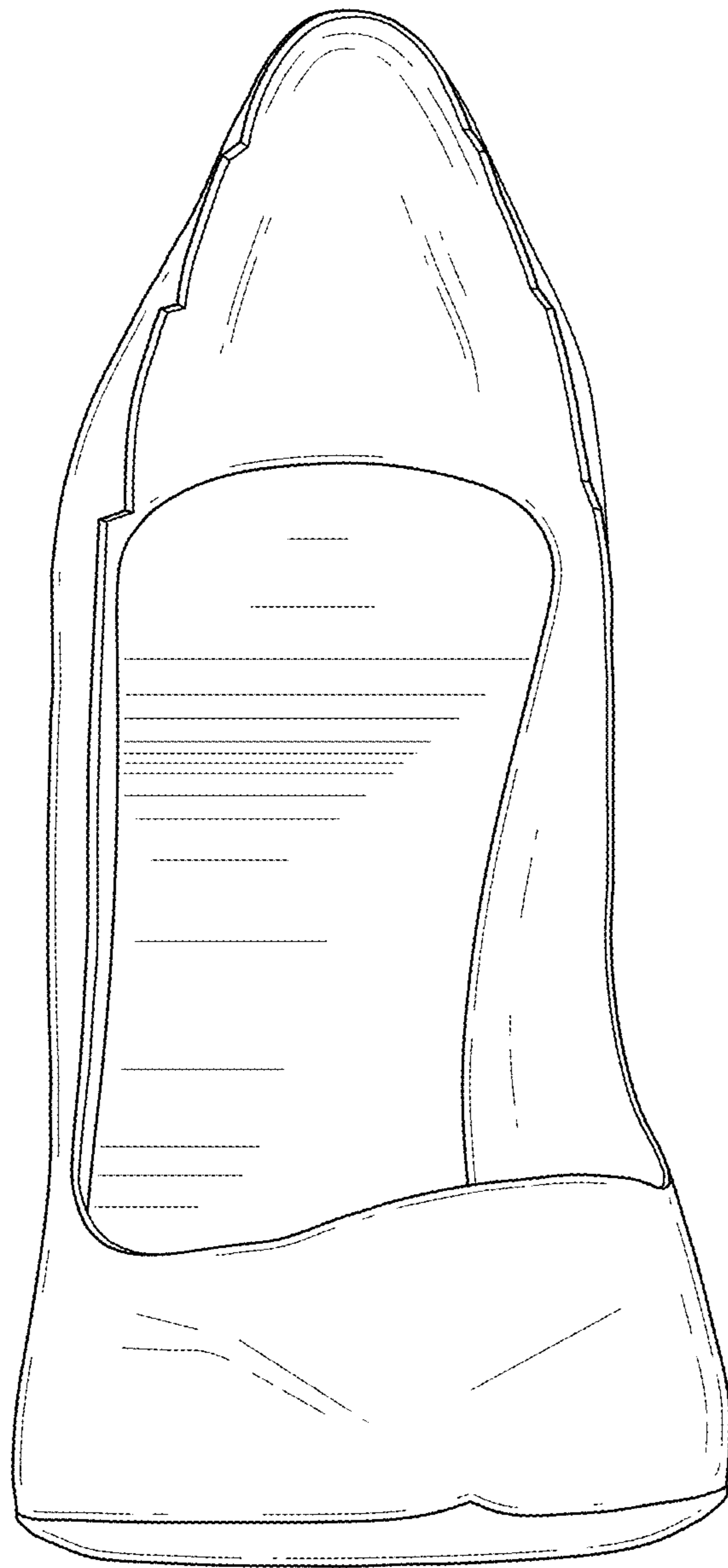


FIG.2

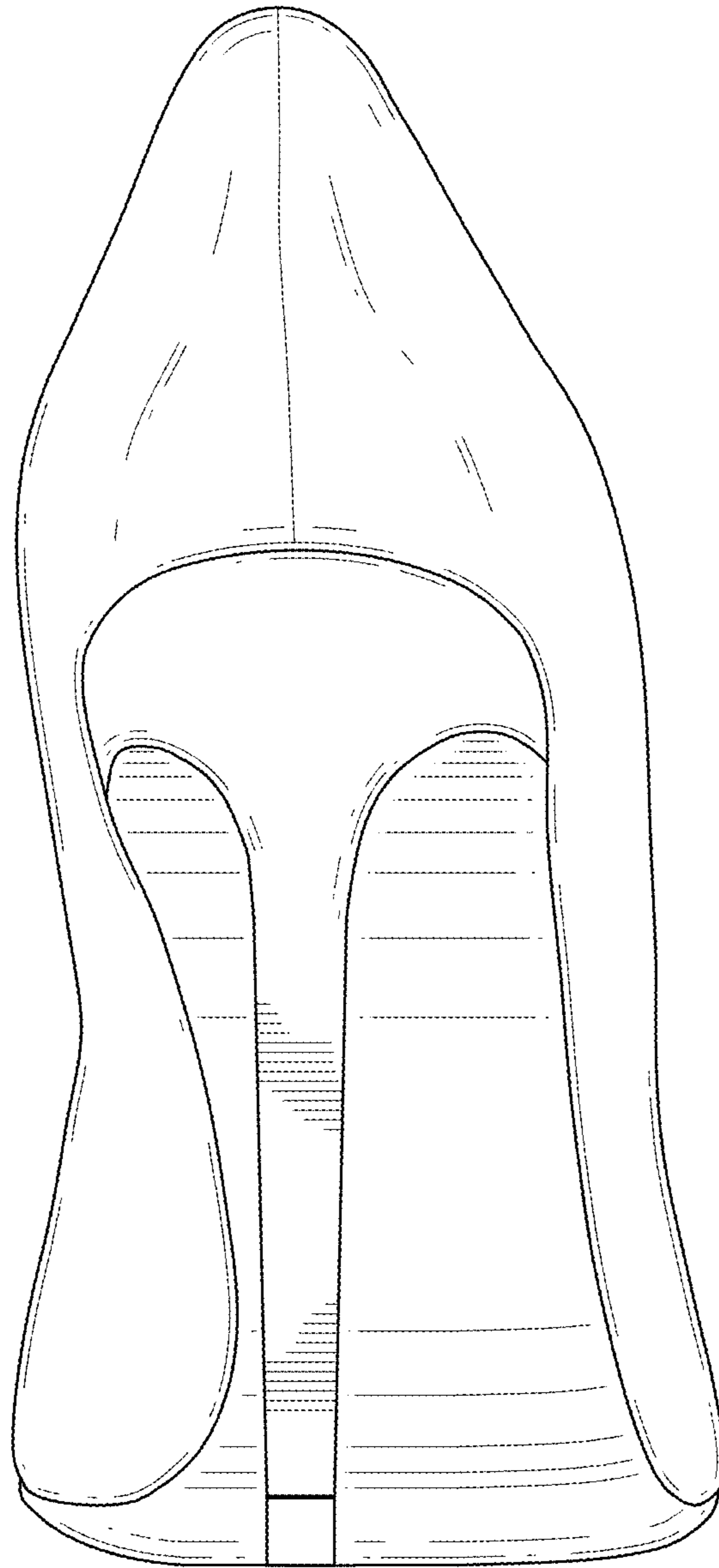


FIG. 3




FIG. 4



FIG. 5

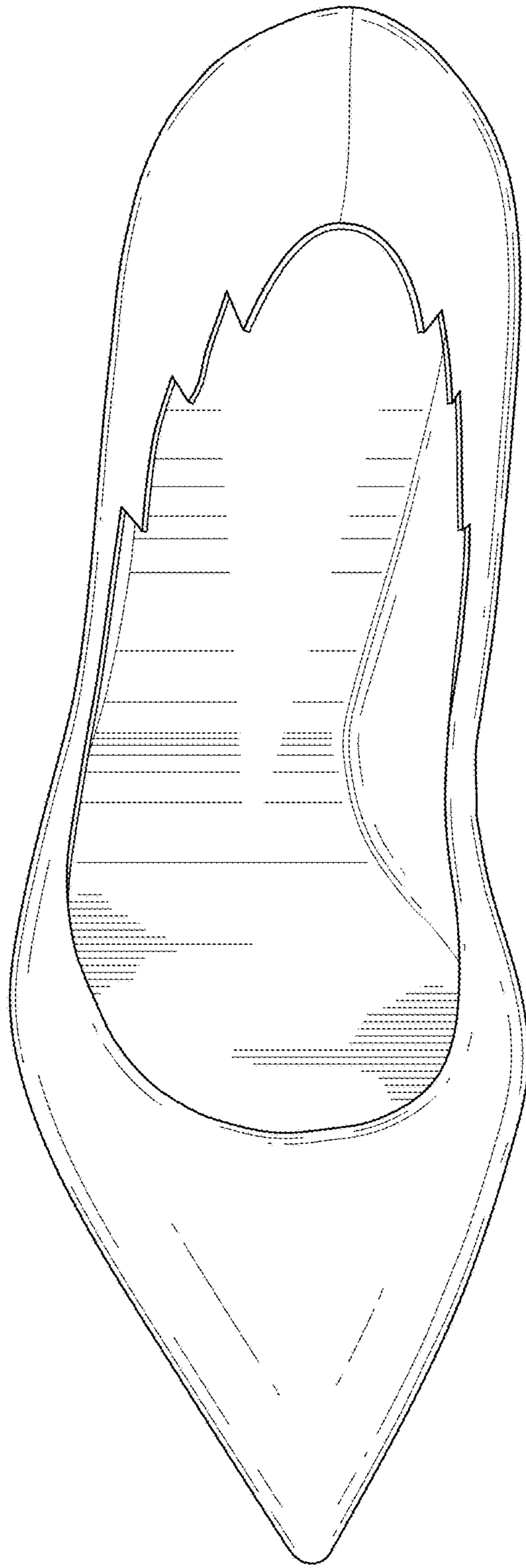


FIG. 6

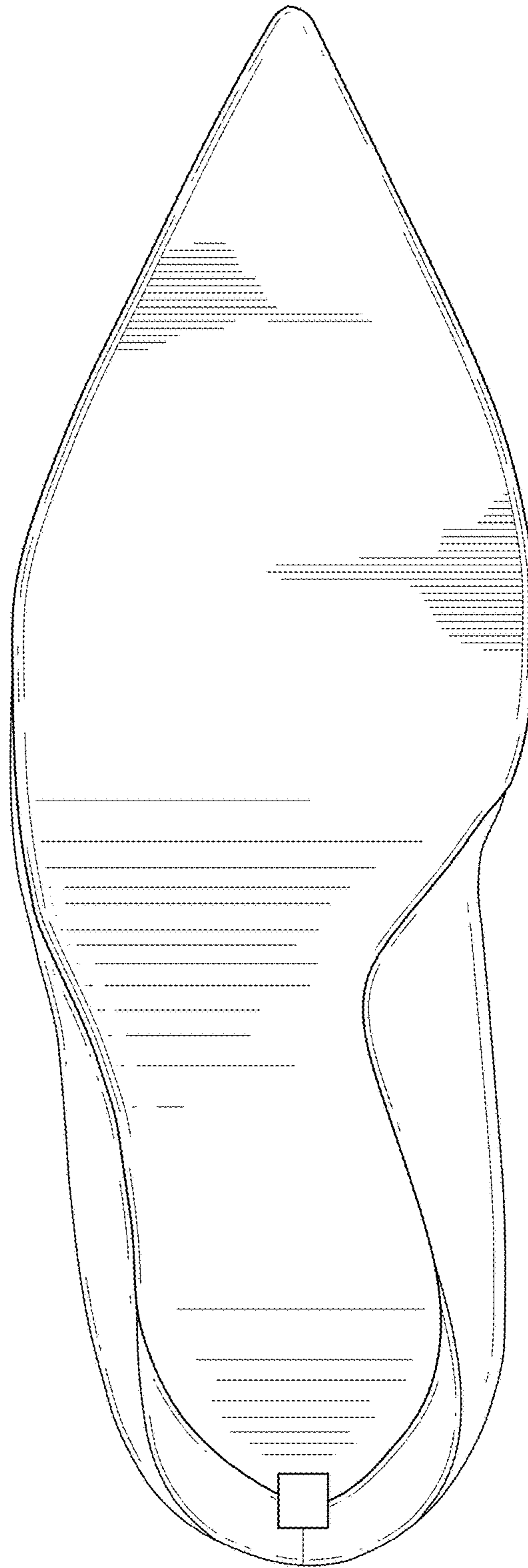


FIG. 7