



US00D772536S

(12) **United States Design Patent**
Huinker

(10) **Patent No.:** **US D772,536 S**

(45) **Date of Patent:** **** Nov. 29, 2016**

(54) **SLEEVED GARMENT**

(71) Applicant: **Janet H. Huinker**, Rochester, MN (US)

(72) Inventor: **Janet H. Huinker**, Rochester, MN (US)

(**) Term: **14 Years**

(21) Appl. No.: **29/492,825**

(22) Filed: **Jun. 3, 2014**

(51) **LOC (10) Cl.** **02-02**

(52) **U.S. Cl.**
USPC **D2/847**

(58) **Field of Classification Search**
USPC D2/700, 706, 708, 717, 749-751, 823,
D2/825, 828-831, 839, 840, 841, 847, 849,
D2/858, 728, 842; 2/108, 109, 113,
2/115-116, 122-124, 59
CPC A41D 1/00; A41D 1/02; A41D 1/14;
A41D 1/18; A41D 1/22; A41D 2400/38;
A41D 27/00

See application file for complete search history.

(56) **References Cited**

U.S. PATENT DOCUMENTS

D256,514 S *	8/1980	Kuran	D2/839
4,625,338 A	12/1986	Starling		
6,183,339 B1	2/2001	Thompson		
7,066,784 B2	6/2006	Peay		
D646,869 S *	10/2011	Greenblat	D2/750
D663,925 S *	7/2012	Greenblat	D2/750
D675,811 S *	2/2013	Stevens	D2/847
8,365,313 B2	2/2013	Greenblat		
D680,302 S *	4/2013	Greenblat	D2/840
D680,303 S *	4/2013	Greenblat	D2/840
D696,489 S *	12/2013	Dubiski	D2/847
D703,923 S *	5/2014	Marshall	D2/840
8,826,465 B2	9/2014	Greenblat		
D724,292 S *	3/2015	Amarasiriwardena	D2/847
D732,798 S *	6/2015	Noyes Arnemann	D2/828
2010/0199403 A1	8/2010	Greenblat		

2012/0096619 A1	4/2012	Stevens
2013/0198925 A1	8/2013	Ruth Ann
2014/0013485 A1	1/2014	Parker et al.
2014/0352026 A1	12/2014	Ruth Ann

OTHER PUBLICATIONS

Web site print-out: Lose Arm Jiggle Instantly with FLABulESS! Martinpink.com; 4 pages; Copyright 2008.
Web site print-out: Amazing Arms™ Fact Sheet. Amazingarmsoffer.com; 3 pages, Copyright 2013.

* cited by examiner

Primary Examiner — Abraham Bahta
(74) *Attorney, Agent, or Firm* — Patterson Thuent Pedersen, P.A.

(57) **CLAIM**

I claim the ornamental design for sleeved garment, as shown and described.

DESCRIPTION

FIG. 1 is a front elevational view of a sleeved garment according to an embodiment of the invention.
FIG. 2 is a rear elevational view of the sleeved garment depicted in FIG. 1.
FIG. 3 is a right side elevational view of the sleeved garment depicted in FIG. 1.
FIG. 4 is a left side elevational view of the sleeved garment depicted in FIG. 1.
FIG. 5 is a top view of the sleeved garment depicted in FIG. 1; and,
FIG. 6 is a bottom view of the sleeved garment depicted in FIG. 1.
Items shown in broken lines are for illustrative purposes only and form no part of the claimed invention.

1 Claim, 4 Drawing Sheets

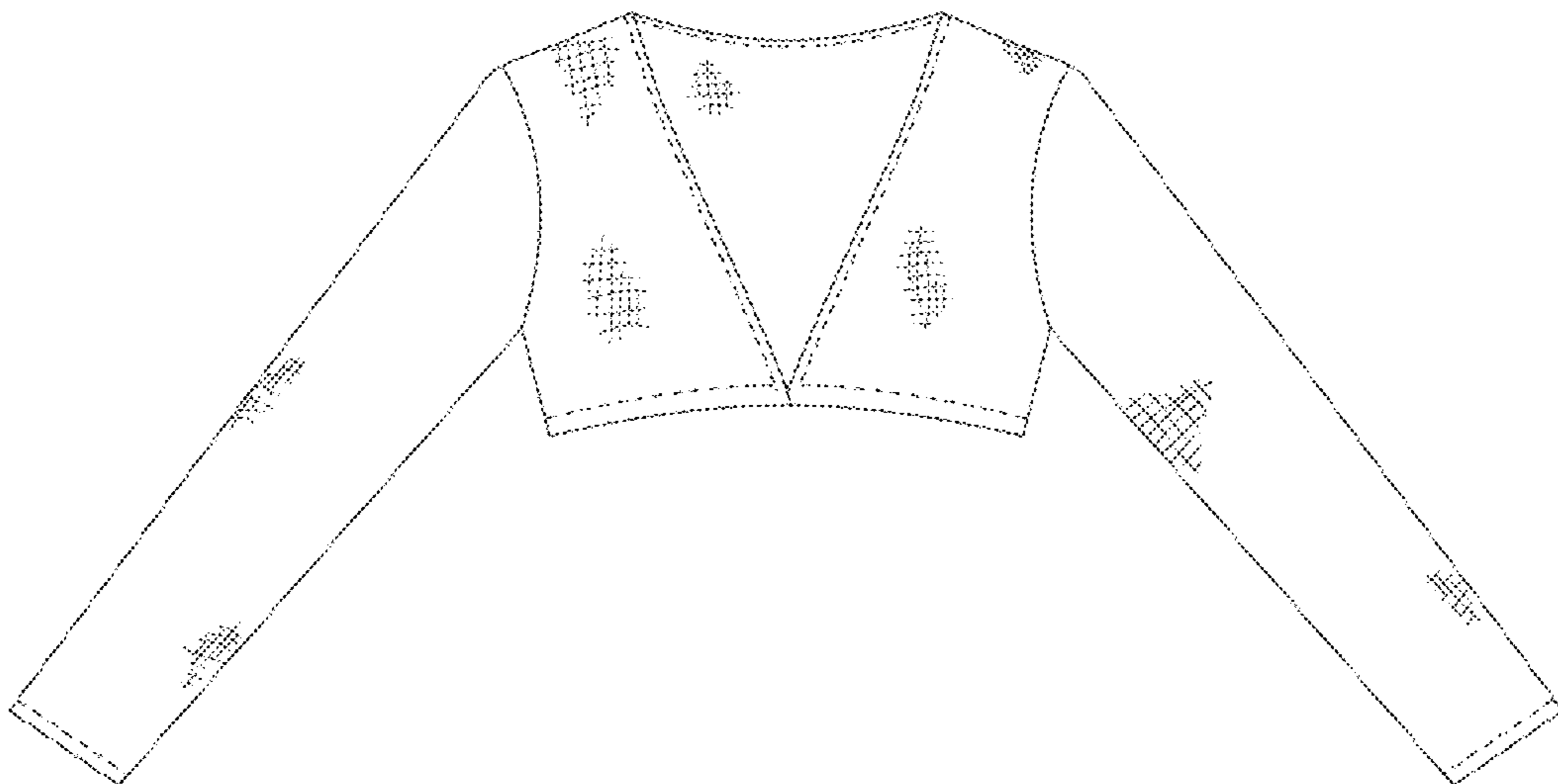


Fig. 1

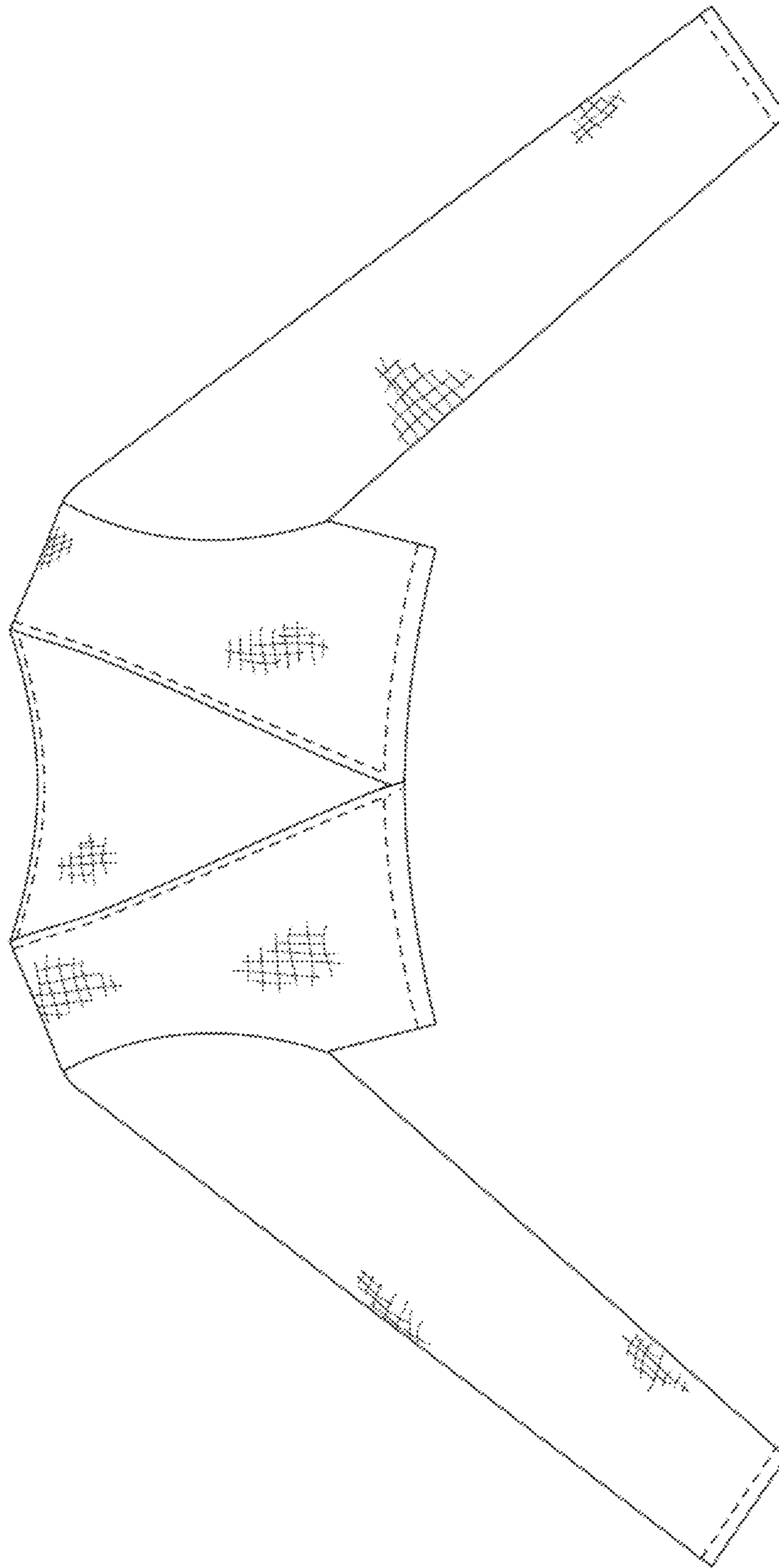


Fig. 2

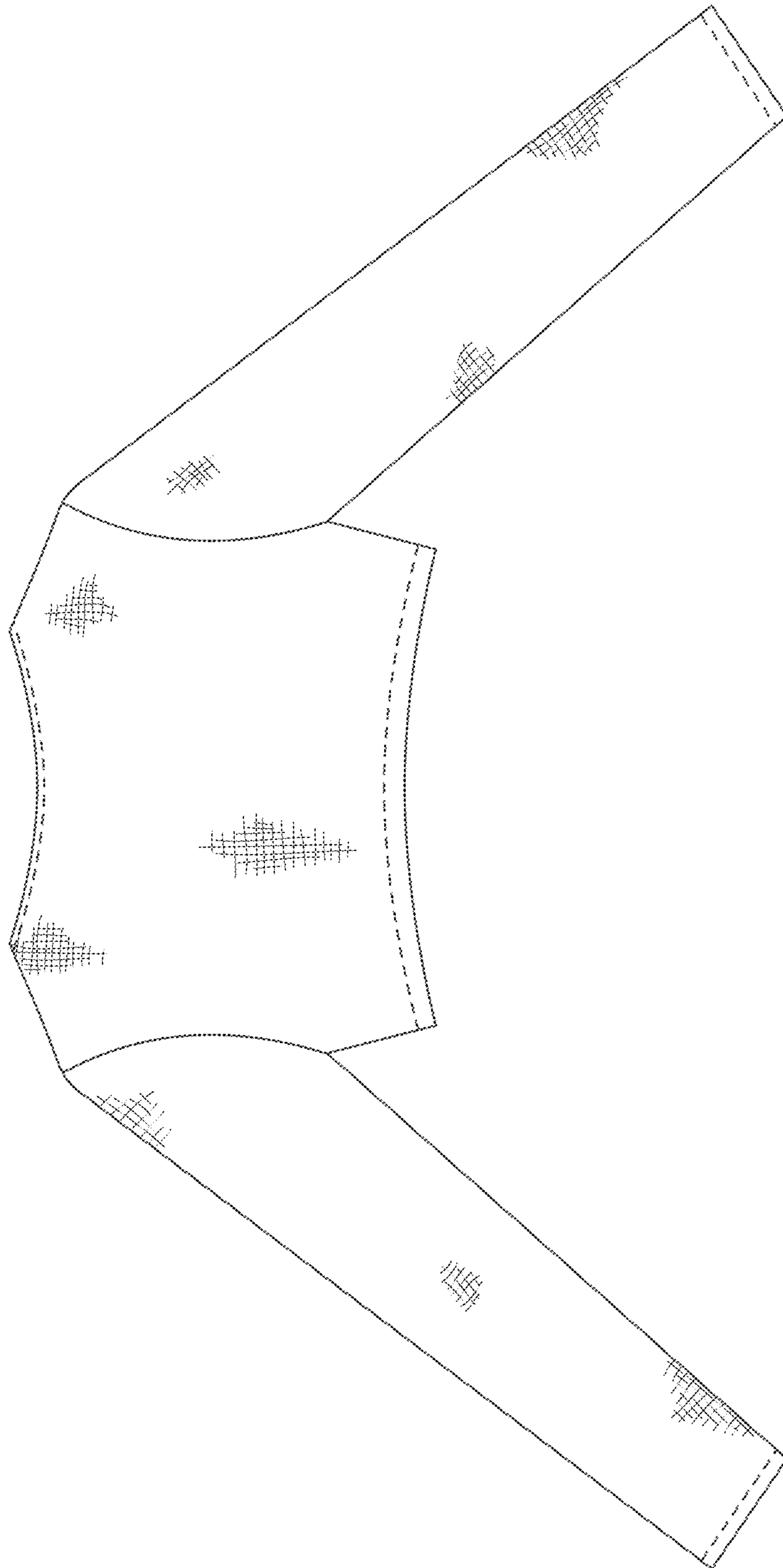


Fig. 4

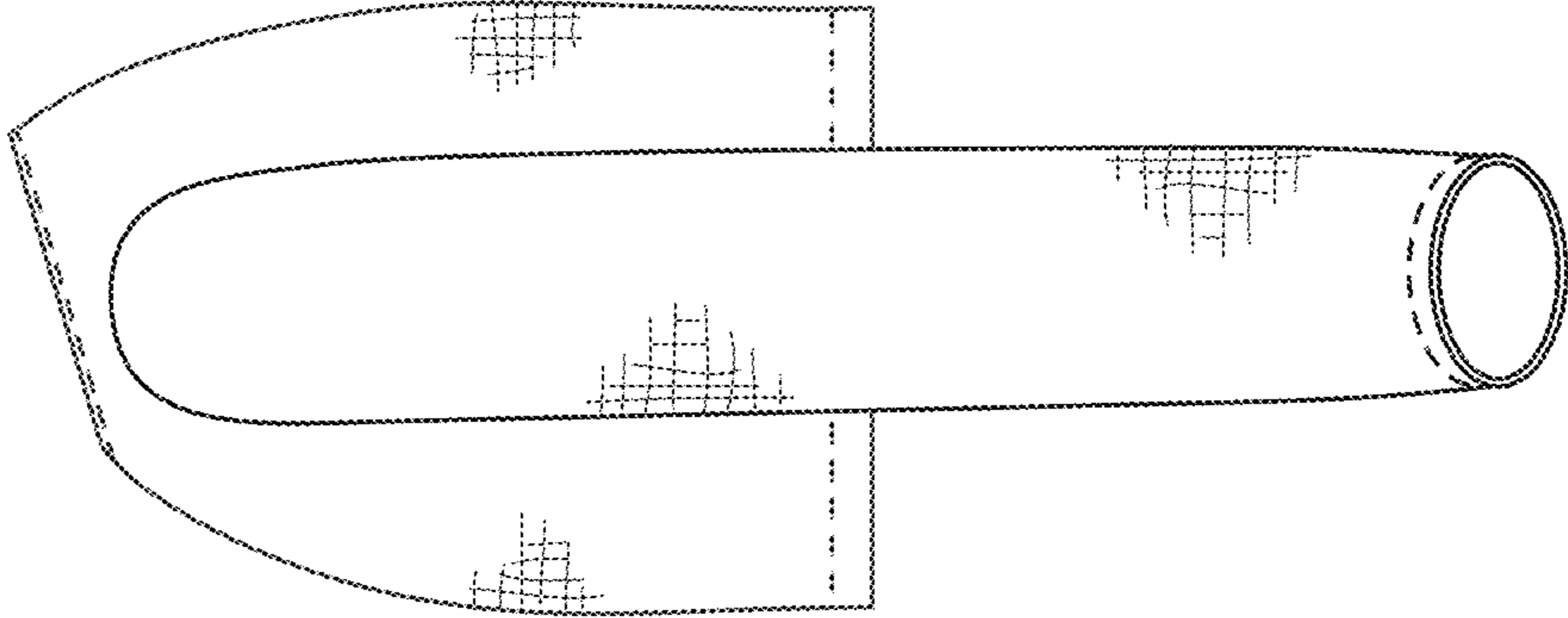


Fig. 3

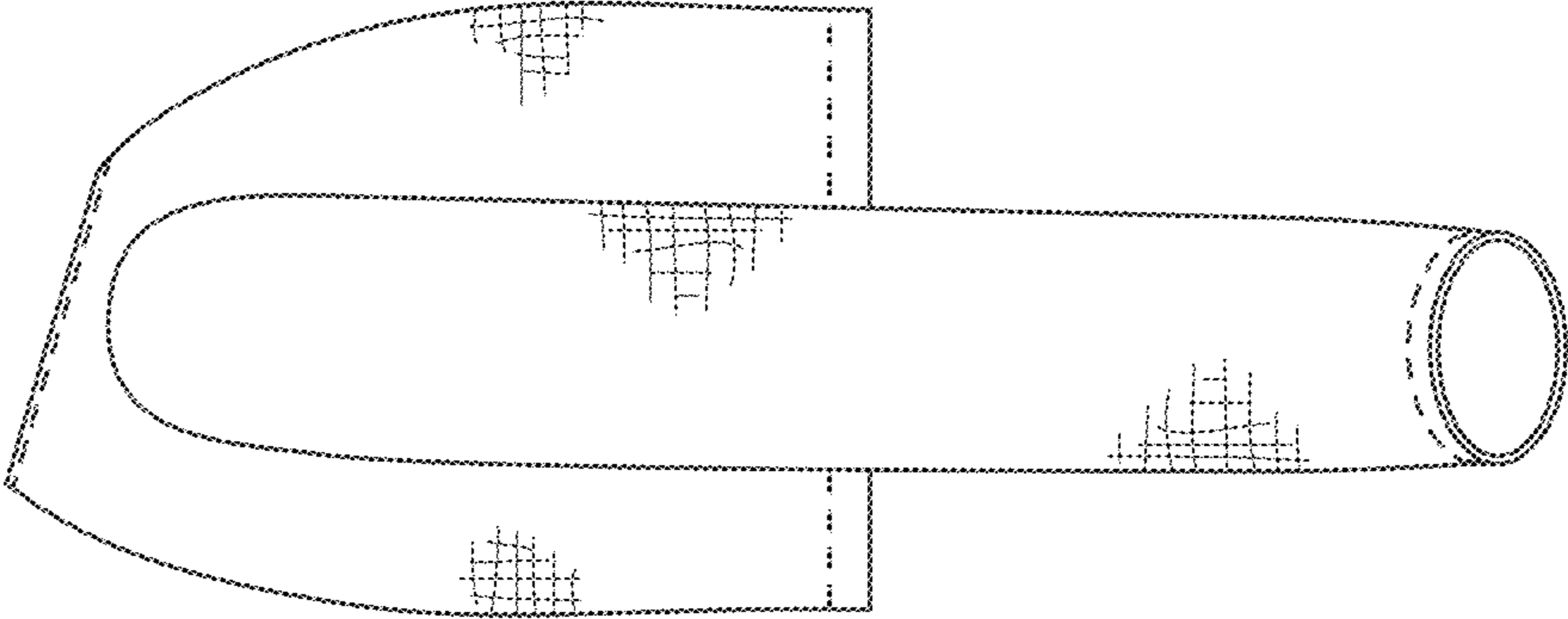


Fig. 5

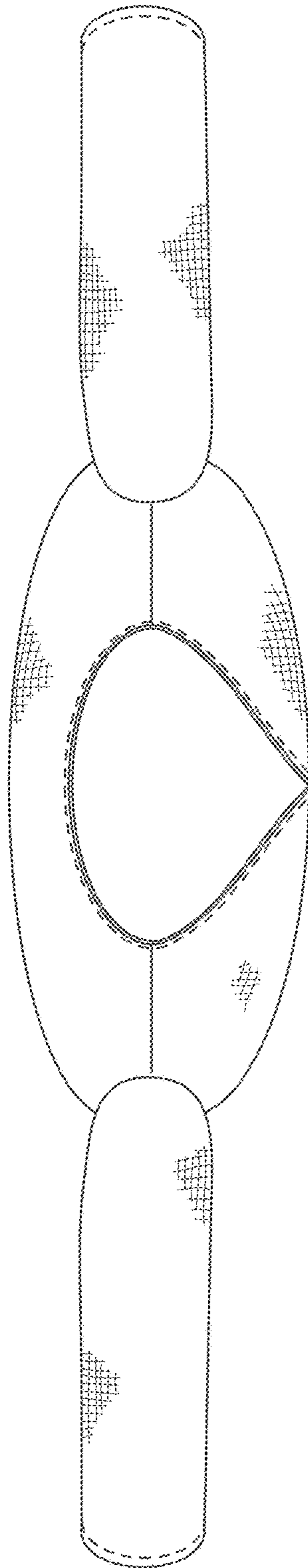


Fig. 6

