



US00D772530S

(12) **United States Design Patent**  
**Wilson**

(10) **Patent No.:** **US D772,530 S**

(45) **Date of Patent:** **\*\* Nov. 29, 2016**

(54) **GIRDLE**

(71) Applicant: **Cordelia Wilson**, Mount Airy, MD  
(US)

(72) Inventor: **Cordelia Wilson**, Mount Airy, MD  
(US)

(73) Assignee: **Cordelia Wilson**, Mount Airy, MD  
(US)

(\*\*) Term: **14 Years**

(21) Appl. No.: **29/508,947**

(22) Filed: **Nov. 12, 2014**

(51) **LOC (10) Cl.** ..... **02-01**

(52) **U.S. Cl.**  
USPC ..... **D2/704**

(58) **Field of Classification Search**  
USPC ..... D2/700, 701, 702, 703, 704, 712, 714,  
D2/720, 721, 723, 728, 731, 738  
CPC ..... A41B 1/04; A41B 9/00; A41B 9/04;  
A41B 9/05; A41B 9/06; A41B 9/08; A41B  
9/005; A41C 1/00; A41C 1/003; A41C 1/02;  
A41C 1/06; A41C 1/08; A41D 1/06; A41D  
7/00; A41D 13/0015; A41D 13/0017  
See application file for complete search history.

(56) **References Cited**

U.S. PATENT DOCUMENTS

1,156,757	A *	10/1915	Collett	.....	A41B 9/06 2/113
1,457,394	A *	6/1923	Reich	.....	A41B 9/08 2/107
D113,095	S *	1/1939	Solomon	.....	D2/704
D116,479	S *	9/1939	Landau	.....	D2/723
2,250,218	A *	7/1941	Cadous	.....	A41B 9/04 2/401
2,305,736	A *	12/1942	Rhea	.....	A41B 9/04 128/889

2,682,662	A *	7/1954	Bonnett	.....	A41C 1/06 2/78.2
3,036,574	A *	5/1962	Jeffrey	.....	A41D 7/00 2/67
3,056,410	A *	10/1962	Pierson	.....	A41C 1/06 450/107
3,777,764	A *	12/1973	Herbener	.....	A41B 9/08 2/406
D395,152	S *	6/1998	Matkins	.....	D2/720
5,790,984	A *	8/1998	Doubleday	.....	A41B 9/005 2/227
8,574,025	B2 *	11/2013	Kent	.....	A41C 1/003 2/78.3
D725,348	S *	3/2015	Cutler	.....	D2/731
D732,269	S *	6/2015	Callahan	.....	D2/701
2004/0107479	A1 *	6/2004	Dicker	.....	A41D 13/0015 2/227

\* cited by examiner

*Primary Examiner* — Karen E. Eldridge Powers

*Assistant Examiner* — Jasmine Mlinarcik

(74) *Attorney, Agent, or Firm* — Bernato & White, LLC

(57) **CLAIM**

The ornamental design for a girdle, as shown and described.

**DESCRIPTION**

FIG. 1 is a front elevational view of a first preferred embodiment of the girdle.

FIG. 2 is a rear elevational view thereof.

FIG. 3 is a front elevational view of a second preferred embodiment of the girdle.

FIG. 4 is a rear elevational view thereof.

FIG. 5 is a front elevational view of a third preferred embodiment of the girdle; and,

FIG. 6 is a rear elevational view thereof.

The partial human figure shown in broken lines assists in illustrating how the claimed design may appear when worn and forms no part of the claimed design. The portions of the girdle shown in broken lines represent environmental structure that forms no part of the claimed design.

**1 Claim, 3 Drawing Sheets**

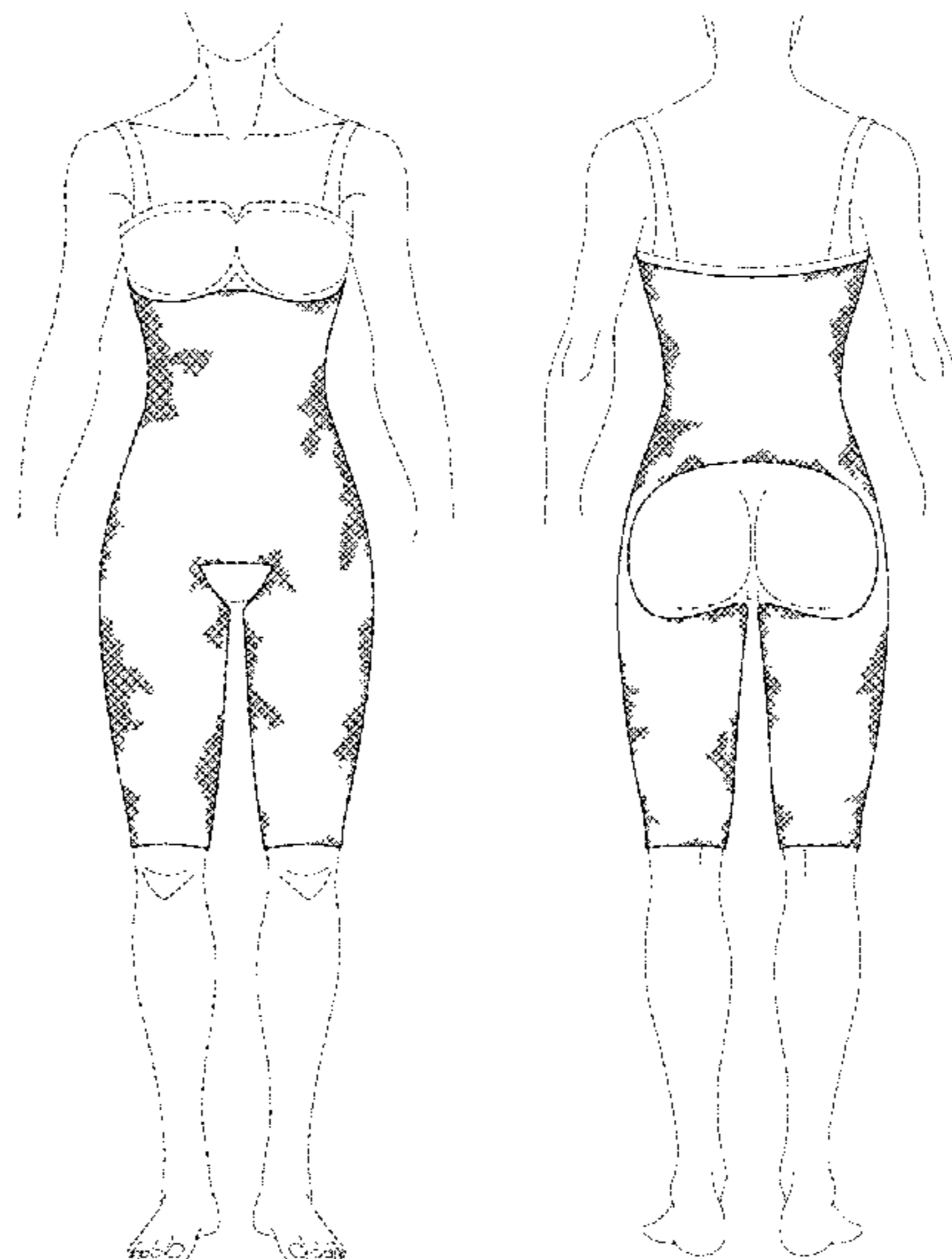


Fig. 1

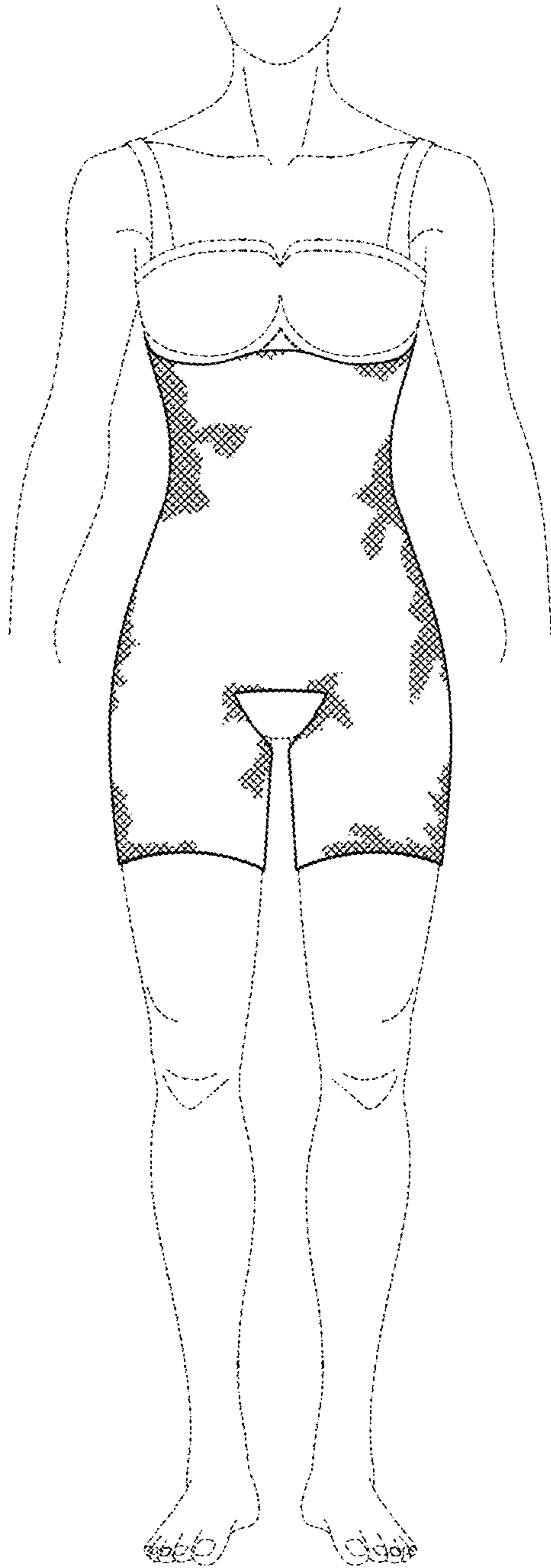


Fig. 2

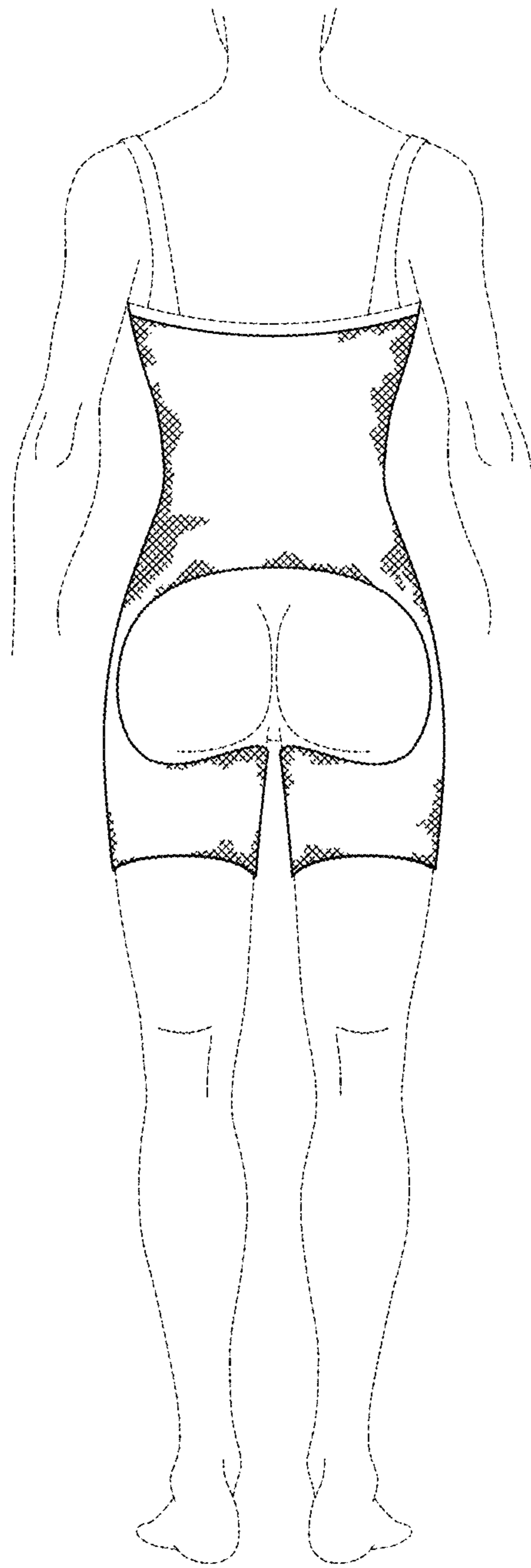


Fig. 3

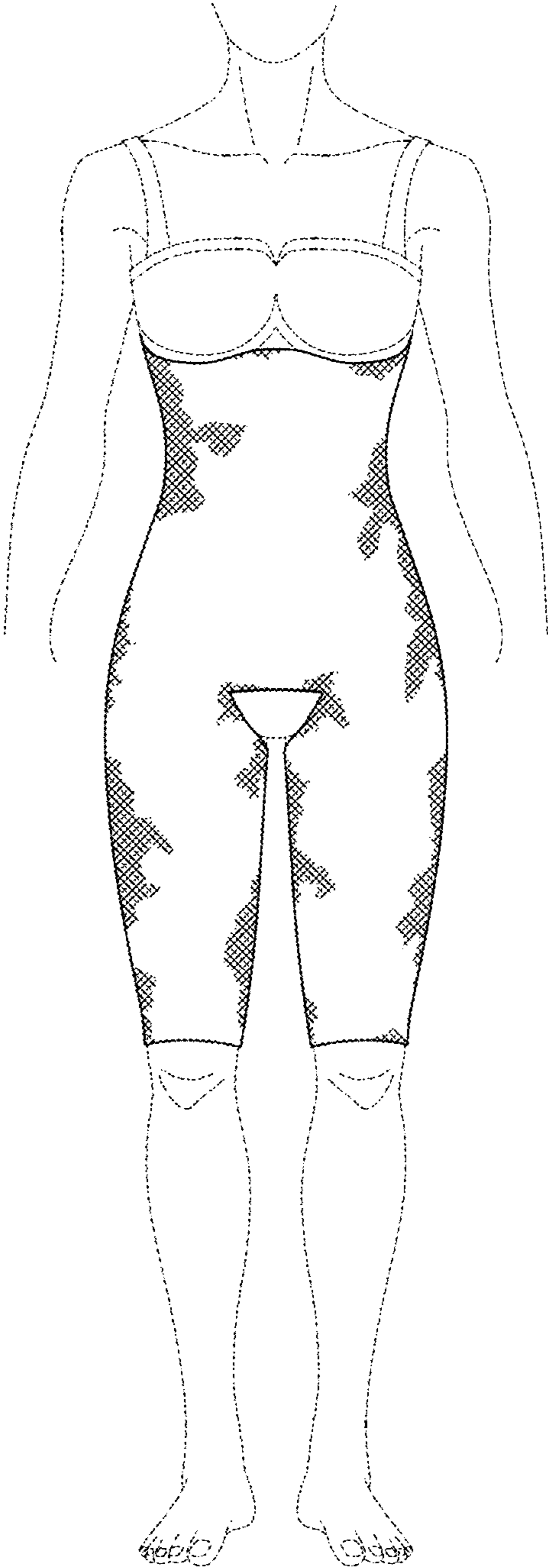


Fig. 4

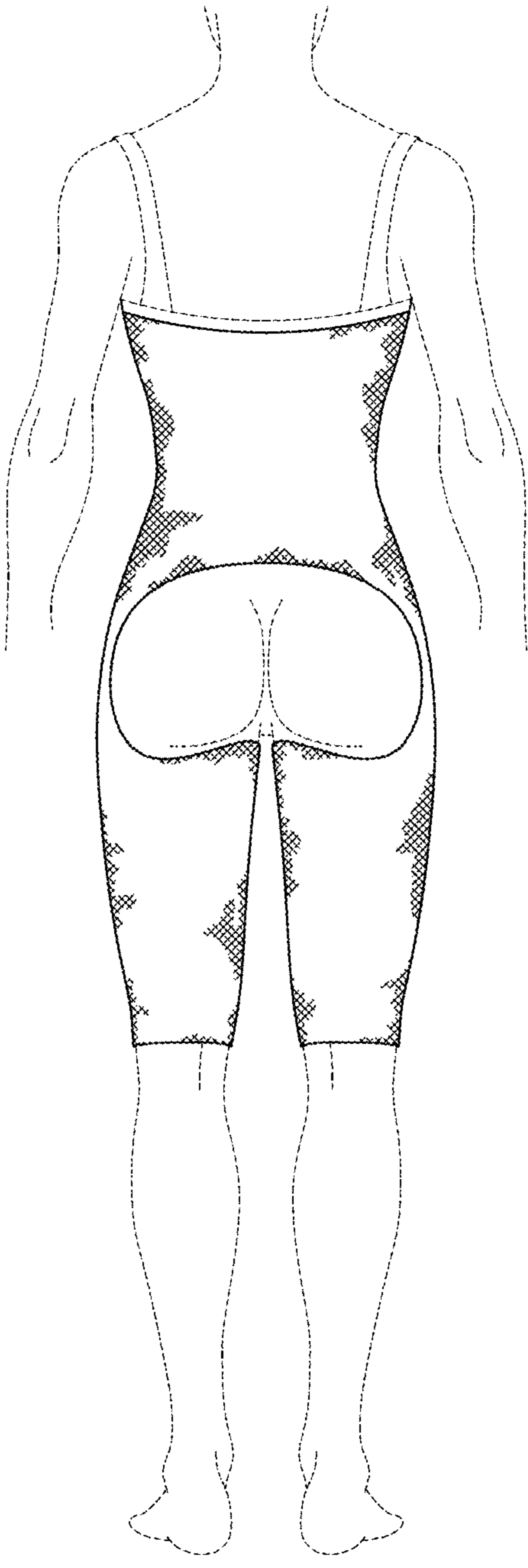


Fig. 5

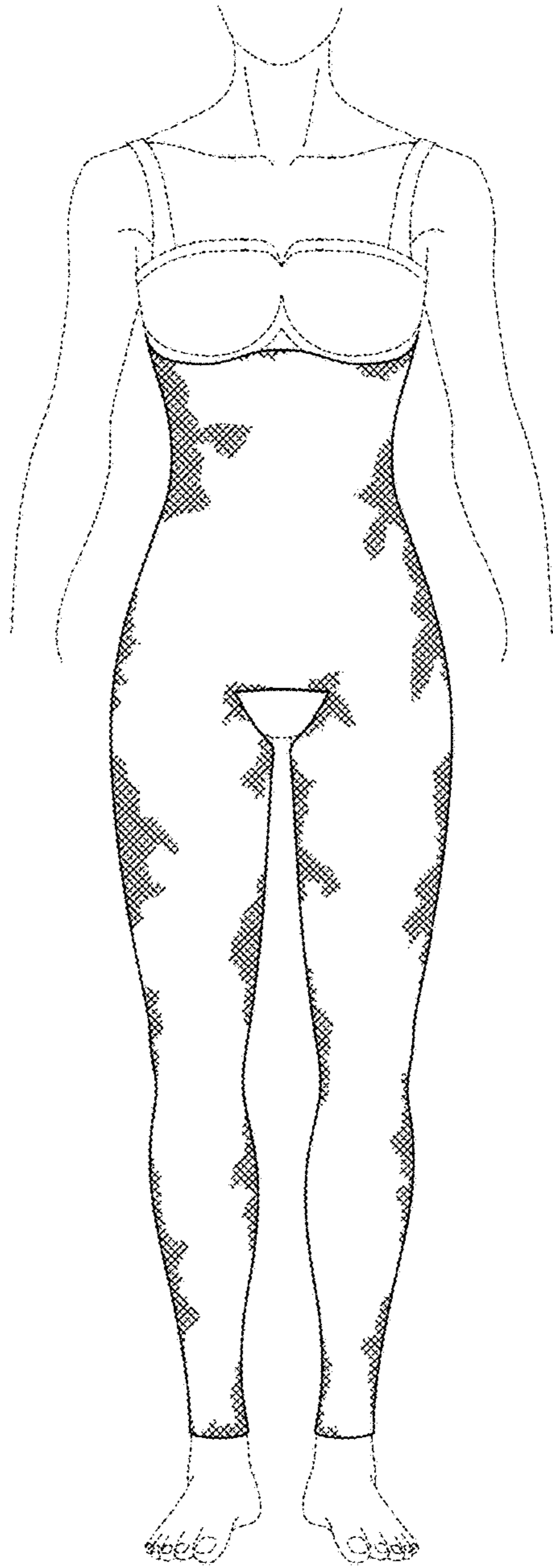


Fig. 6

