



US00D772521S

(12) **United States Design Patent** (10) **Patent No.:** **US D772,521 S**
Graham et al. (45) **Date of Patent:** **** Nov. 22, 2016**

(54) **MONEY ORDER PRINTING ATM**
(71) Applicants: **Sharon Graham**, Lawton, OK (US);
Twila Alexander, Lawton, OK (US)
(72) Inventors: **Sharon Graham**, Lawton, OK (US);
Twila Alexander, Lawton, OK (US)
(**) Term: **15 Years**
(21) Appl. No.: **29/536,286**
(22) Filed: **Aug. 14, 2015**
(51) **LOC (10) Cl.** **99-00**
(52) **U.S. Cl.**
USPC **D99/28**
(58) **Field of Classification Search**
USPC D99/28, 34, 35, 36, 43, 99;
D14/300-302, 305, 307, 900-902;
D18/3.1-3.3, 4.1-4.6, 12.1-12.3;
D21/324, 325, 329, 369, 370; 101/66;
109/1 R, 1 V, 2, 23, 24.1, 25, 58, 58.5,
109/66; 446/8-13; 705/16, 17, 18, 42, 43,
705/45; 235/51, 379, 380, 382
CPC G06Q 20/10; G06Q 20/108; G06Q
20/1085; G06Q 20/18; G07D 1/00; G07D
1/02; G07D 1/04; G07D 1/06; G07D 11/00;
G07D 9/002; G07D 9/04; G07F 19/20;
G07F
19/201; G07F 19/202; G07F 19/203; G07F
19/204; G07F 19/205; G07F 19/21; G07F
19/00; G07F 7/04; G07F 5/00; G07F 1/00;
E05G 7/001; E05G 1/006; A63H 33/00;
A63G 33/005
See application file for complete search history.

(56) **References Cited**
U.S. PATENT DOCUMENTS
3,318,428 A * 5/1967 Klein G07C 9/00079
221/1
5,721,420 A * 2/1998 May G06K 13/08
235/379

D394,458 S * 5/1998 Watanabe D20/10
D395,129 S * 6/1998 Johnson D14/130
D410,129 S * 5/1999 Molander D99/28
D415,330 S * 10/1999 King D14/900
D419,277 S * 1/2000 Ishii D99/28
D424,575 S * 5/2000 Wilson D14/130
D425,875 S * 5/2000 Wilson D14/130
D430,379 S * 8/2000 Massey D99/28
D448,910 S * 10/2001 Kit D99/28
D472,362 S * 3/2003 Zerman D99/28
D481,516 S * 10/2003 Magee D99/28
D481,517 S * 10/2003 Magee D99/28
D481,518 S * 10/2003 Magee D99/28
7,513,417 B2 4/2009 Burns et al.
D596,374 S * 7/2009 Kang D99/28
7,849,015 B2 12/2010 Opiela et al.
D663,505 S * 7/2012 Helgesson D99/28
D665,555 S * 8/2012 Lee D99/28

(Continued)

Primary Examiner — Elizabeth J Oswecki
(74) *Attorney, Agent, or Firm* — Crossley & Stevenson
Intellectual Property Law

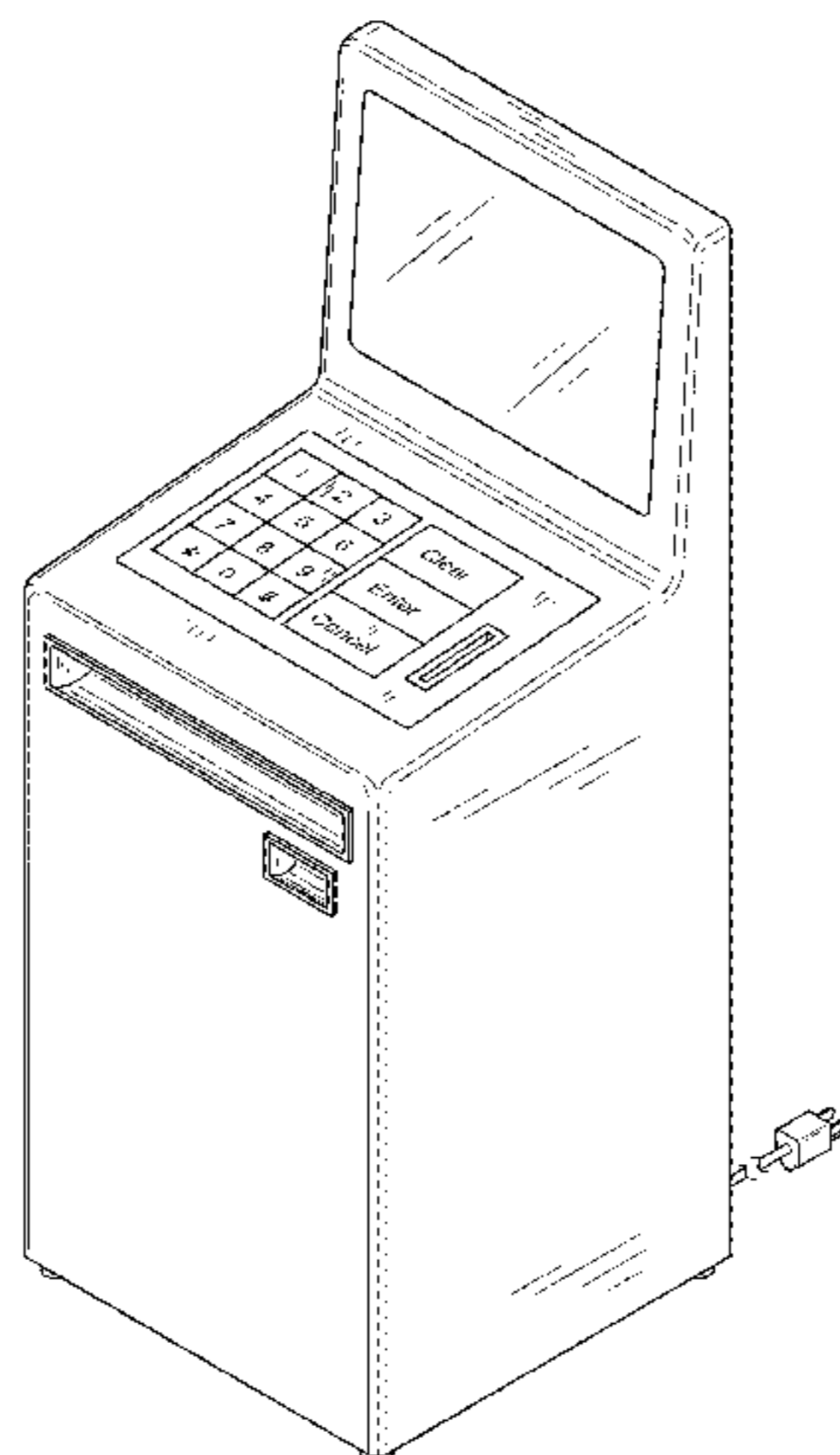
(57) **CLAIM**

The ornamental design for a money order printing ATM, as shown and described.

DESCRIPTION

FIG. 1 is a front elevation view of a money order printing ATM showing our new design;
FIG. 2 is a rear elevation view thereof;
FIG. 3 is a right side elevation view thereof, the left side elevation view being a mirror image;
FIG. 4 is a top plan view thereof;
FIG. 5 is a bottom plan view thereof; and,
FIG. 6 is an isometric view thereof.
The cord is shown broken away in FIGS. 3-6 to indicate that no particular length is claimed.

1 Claim, 5 Drawing Sheets



(56)

References Cited

U.S. PATENT DOCUMENTS

D680,156 S * 4/2013 Hernandez D18/4.4
D684,745 S * 6/2013 Reuter D14/900
D707,012 S * 6/2014 Swaine D99/28
D724,290 S * 3/2015 Cha D99/28
D724,811 S * 3/2015 Reitinger D99/28
D735,437 S * 7/2015 Randall D99/28
D735,965 S * 8/2015 Randall D99/28
D742,090 S * 10/2015 Randall D99/28
2004/0016796 A1 * 1/2004 Hanna G06Q 20/105
235/375
2004/0262379 A1 * 12/2004 Gomes G06Q 30/06
235/379
2008/0265019 A1 * 10/2008 Artino G06Q 20/1085
235/379
2008/0296365 A1 * 12/2008 Schliebe G01G 19/52
235/379
2010/0161489 A1 * 6/2010 Goodall G06Q 20/042
705/45

* cited by examiner

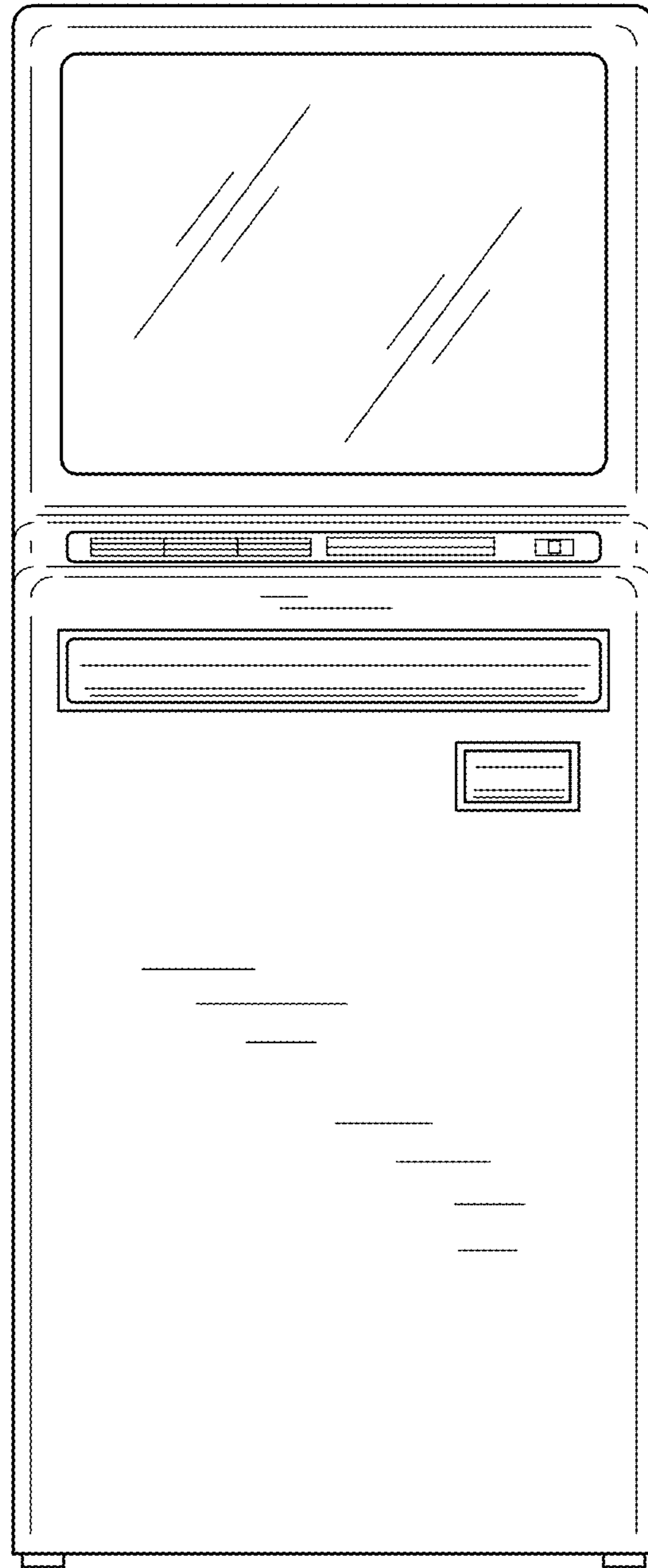


FIG. 1




FIG. 2

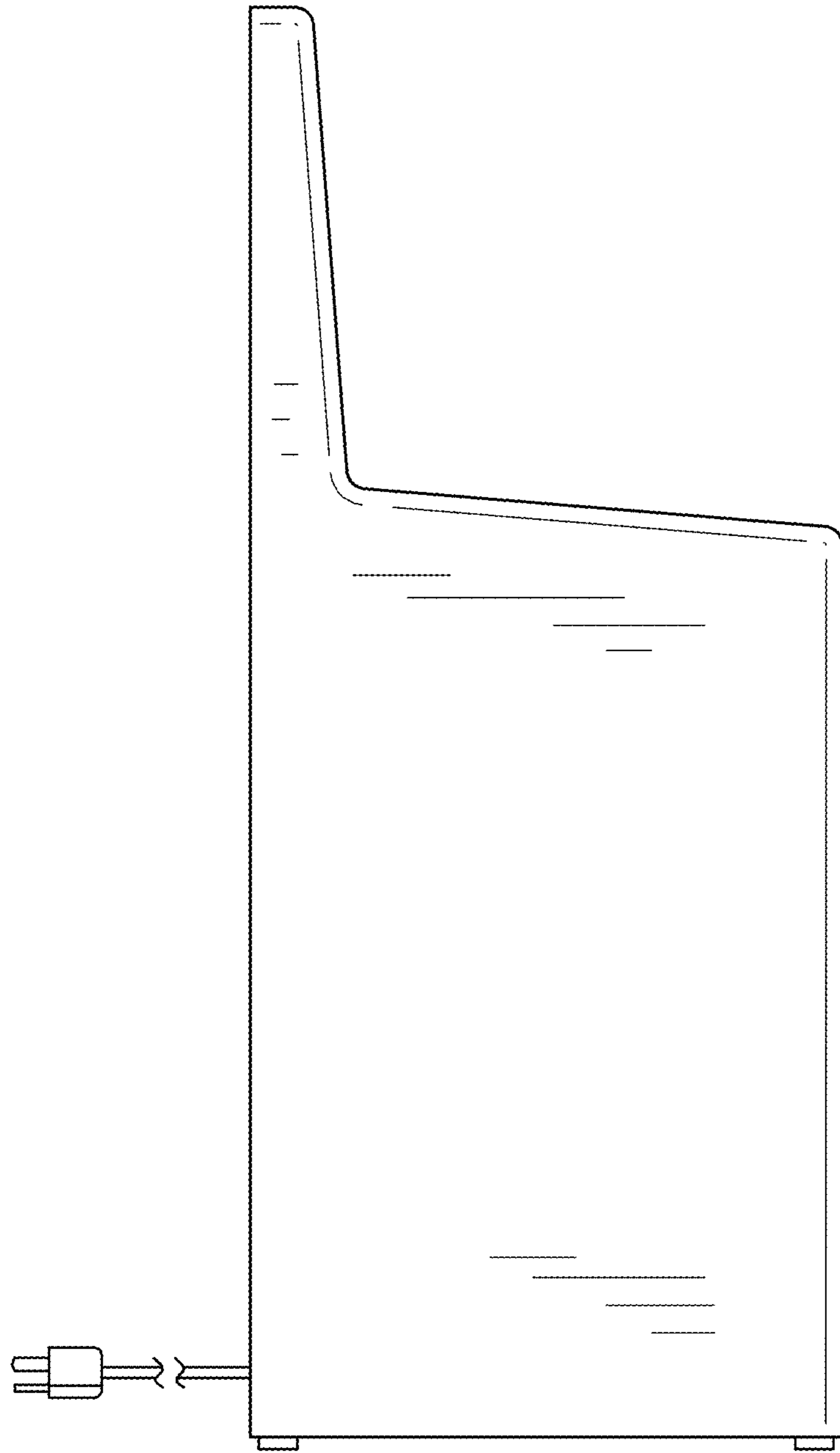


FIG. 3

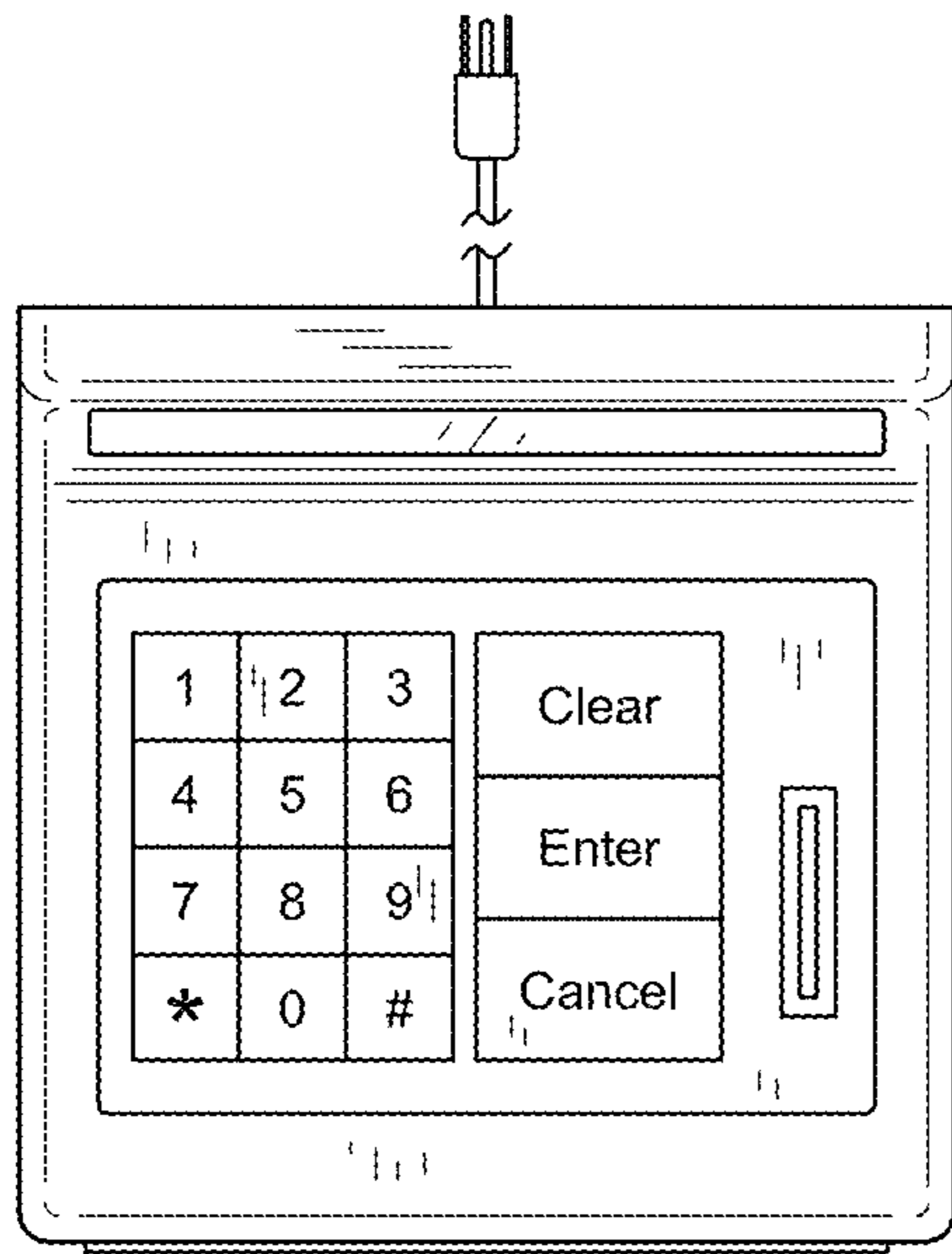


FIG. 4

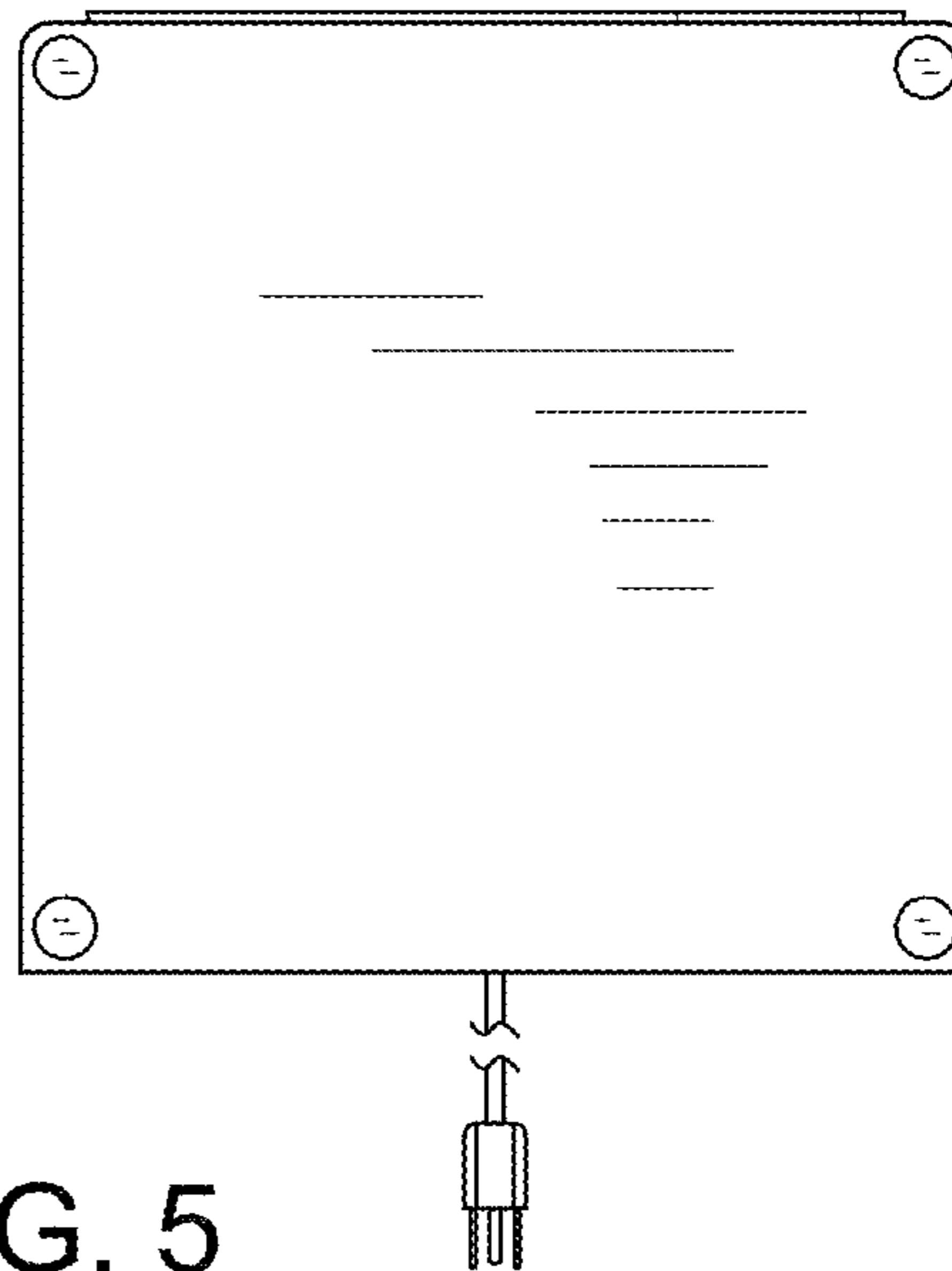


FIG. 5

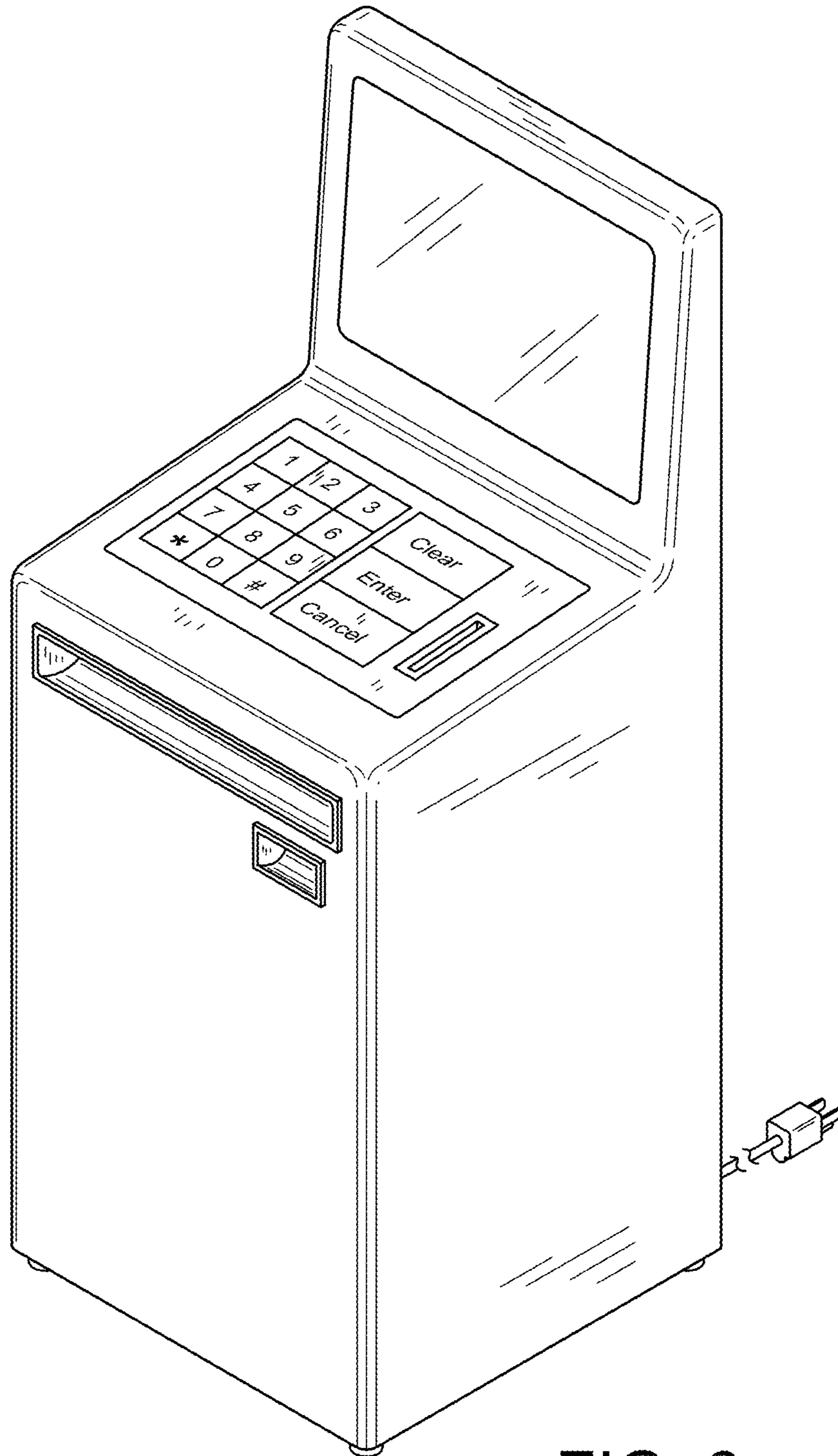


FIG. 6