



US00D772514S

(12) **United States Design Patent**
Wang

(10) **Patent No.:** **US D772,514 S**

(45) **Date of Patent:** **** Nov. 22, 2016**

(54) **WET PAPER TOWEL HEATER**

(71) Applicant: **Hao Wang**, Guangdong (CN)

(72) Inventor: **Hao Wang**, Guangdong (CN)

(**) Term: **15 Years**

(21) Appl. No.: **29/542,964**

(22) Filed: **Oct. 20, 2015**

(30) **Foreign Application Priority Data**

May 15, 2015 (CN) 2015 3 0145222

(51) **LOC (10) Cl.** **07-05**

(52) **U.S. Cl.**
USPC **D32/58**

(58) **Field of Classification Search**
USPC D32/55, 276, 3; D6/510, 525; D30/133;
211/41.5, 41.4, 41.3, 41.8; 361/679.4;
312/311, 333, 334.4; D7/354, 629
CPC A47J 47/20; A47J 2201/00; A47J 47/00;
B65D 35/02; B65D 35/22; B65D 35/56
See application file for complete search history.

(56) **References Cited**

U.S. PATENT DOCUMENTS

D369,888 S * 5/1996 Demaray D32/58
D653,664 S * 2/2012 Turnbull D14/385

D659,335 S * 5/2012 Beneli D32/58
D670,058 S * 10/2012 Cooper D32/58
D706,009 S * 5/2014 Cooper D32/55
D711,876 S * 8/2014 McWilliam D14/385
D734,317 S * 7/2015 Recor D14/307
D736,208 S * 8/2015 Gustafsson D14/385
D740,285 S * 10/2015 Templeton D14/385
D740,286 S * 10/2015 Templeton D14/385

* cited by examiner

Primary Examiner — Austin Murphy

(57) **CLAIM**

The ornamental design for a wet paper towel heater, as shown and described.

DESCRIPTION

FIG. 1 is a front elevational view of a wet paper towel heater showing my new design;
FIG. 2 is a rear elevational view thereof;
FIG. 3 is a left side view thereof;
FIG. 4 is a right side view thereof;
FIG. 5 is a top plan view thereof;
FIG. 6 is a bottom plan view thereof;
FIG. 7 is a first perspective view thereof;
FIG. 8 is a second perspective view thereof;
FIG. 9 is a third perspective view thereof;
FIG. 10 is a fourth perspective view thereof;
FIG. 11 is a fifth perspective view thereof; and,
FIG. 12 is a sixth perspective view thereof.

1 Claim, 11 Drawing Sheets






Fig.1




Fig.2




Fig.3




Fig.4




Fig.5




Fig.6



Fig.7



Fig.8




Fig.9




Fig.10

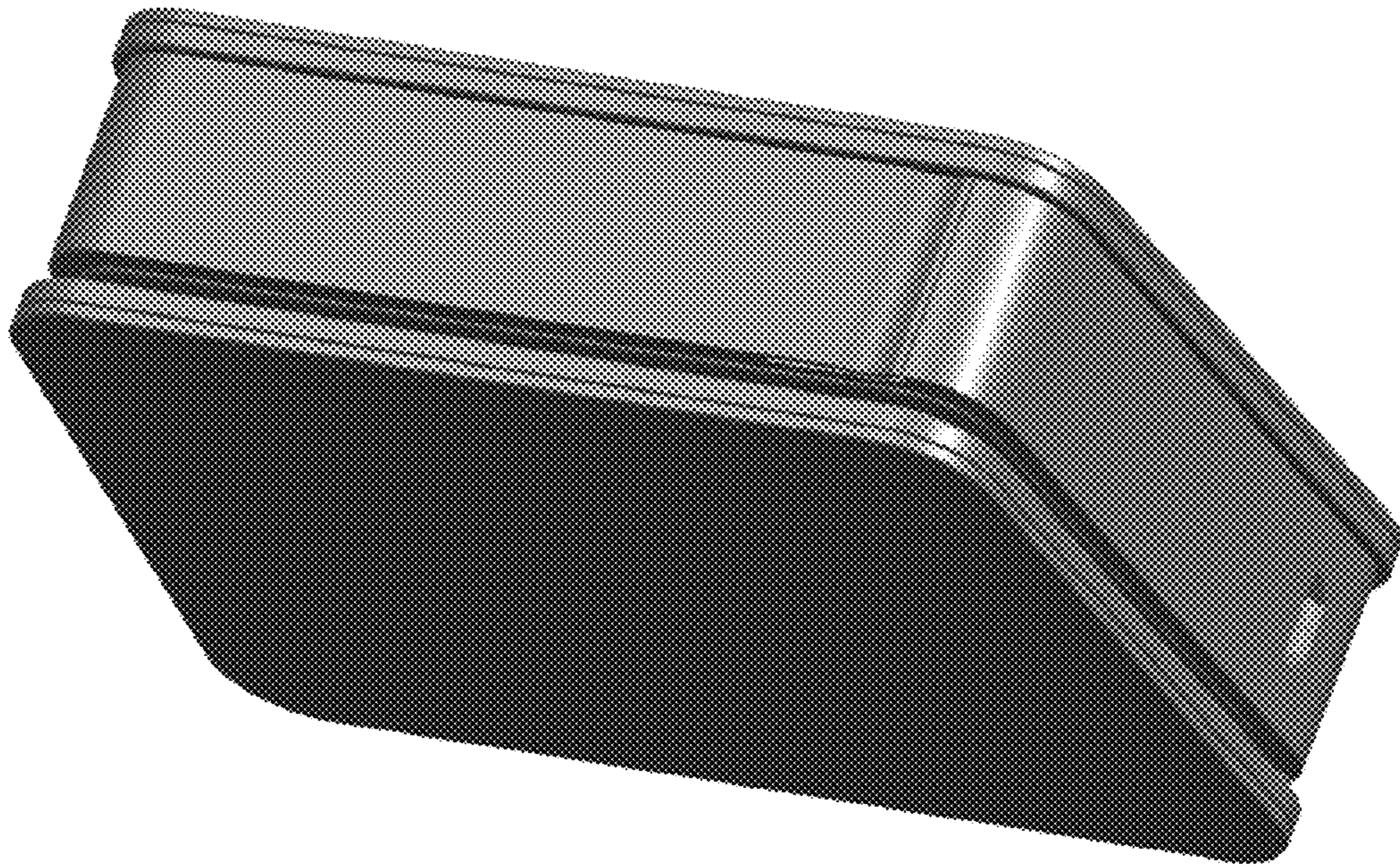


Fig.11




Fig.12