



US00D772498S

(12) **United States Design Patent**  
**Lee**

(10) **Patent No.:** **US D772,498 S**

(45) **Date of Patent:** **\*\* Nov. 22, 2016**

(54) **WASHING MACHINE**

(71) Applicant: **Samsung Electronics Co., Ltd.**,  
Suwon-si (KR)

(72) Inventor: **Daekyun Lee**, Suwon-Si (KR)

(73) Assignee: **Samsung Electronics Co., Ltd.**,  
Suwon-si (KR)

(\*\*) Term: **15 Years**

(21) Appl. No.: **29/534,483**

(22) Filed: **Jul. 29, 2015**

(30) **Foreign Application Priority Data**

Apr. 29, 2015 (KR) ..... 30-2015-0022236

(51) **LOC (10) Cl.** ..... **15-05**

(52) **U.S. Cl.**  
USPC ..... **D32/6**

(58) **Field of Classification Search**

USPC ..... D32/1, 5, 6, 8, 12, 25, 28, 29  
CPC .. D06F 33/02; D06F 39/02; D06F 2204/065;  
D06F 25/00; D06F 35/006; D06F 58/00;  
D06F 58/02; D06F 58/04; D06F 58/20;  
D06F 23/04; G05B 19/042  
See application file for complete search history.

(56) **References Cited**

**U.S. PATENT DOCUMENTS**

5,687,590 A \* 11/1997 Borroni ..... D06F 39/028  
68/17 R  
D495,775 S \* 9/2004 Sagawa ..... D32/5  
8,516,860 B2 \* 8/2013 Persson ..... 68/19  
D700,409 S \* 2/2014 Takahashi ..... D32/25  
8,713,976 B2 \* 5/2014 Hoppe ..... 68/12.04  
D708,799 S \* 7/2014 Choi ..... D32/6  
D708,800 S \* 7/2014 Choi ..... D32/6  
D729,996 S \* 5/2015 Hwang ..... D32/6  
D729,997 S \* 5/2015 Hwang ..... D32/6

D730,596 S \* 5/2015 Kim ..... D32/6  
D730,601 S \* 5/2015 Jinnam ..... D32/25  
D730,602 S \* 5/2015 Choi ..... D32/25  
D731,126 S \* 6/2015 Ha ..... D32/6  
D731,127 S \* 6/2015 Ha ..... D32/6  
D731,128 S \* 6/2015 Ha ..... D32/6  
D731,129 S \* 6/2015 Ha ..... D32/6  
D731,131 S \* 6/2015 Ha ..... D32/25  
D732,763 S \* 6/2015 Hwang ..... D32/6  
D732,767 S \* 6/2015 Ha ..... D32/25  
D732,768 S \* 6/2015 Choi ..... D32/25  
D733,371 S \* 6/2015 Chung ..... D32/6

(Continued)

*Primary Examiner* — T. Chase Nelson

*Assistant Examiner* — Michelle E Wilson

(74) *Attorney, Agent, or Firm* — NSIP Law

(57) **CLAIM**

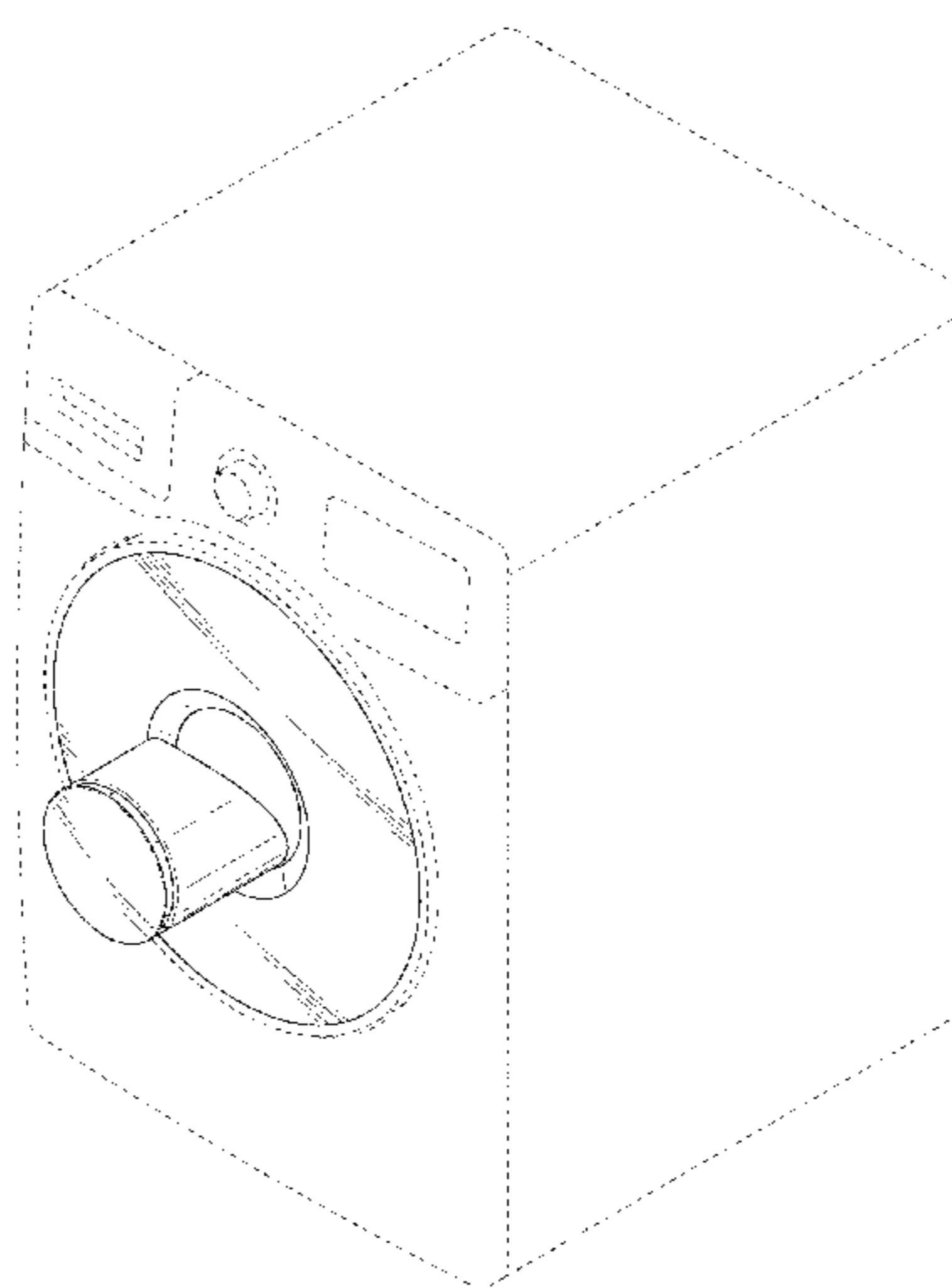
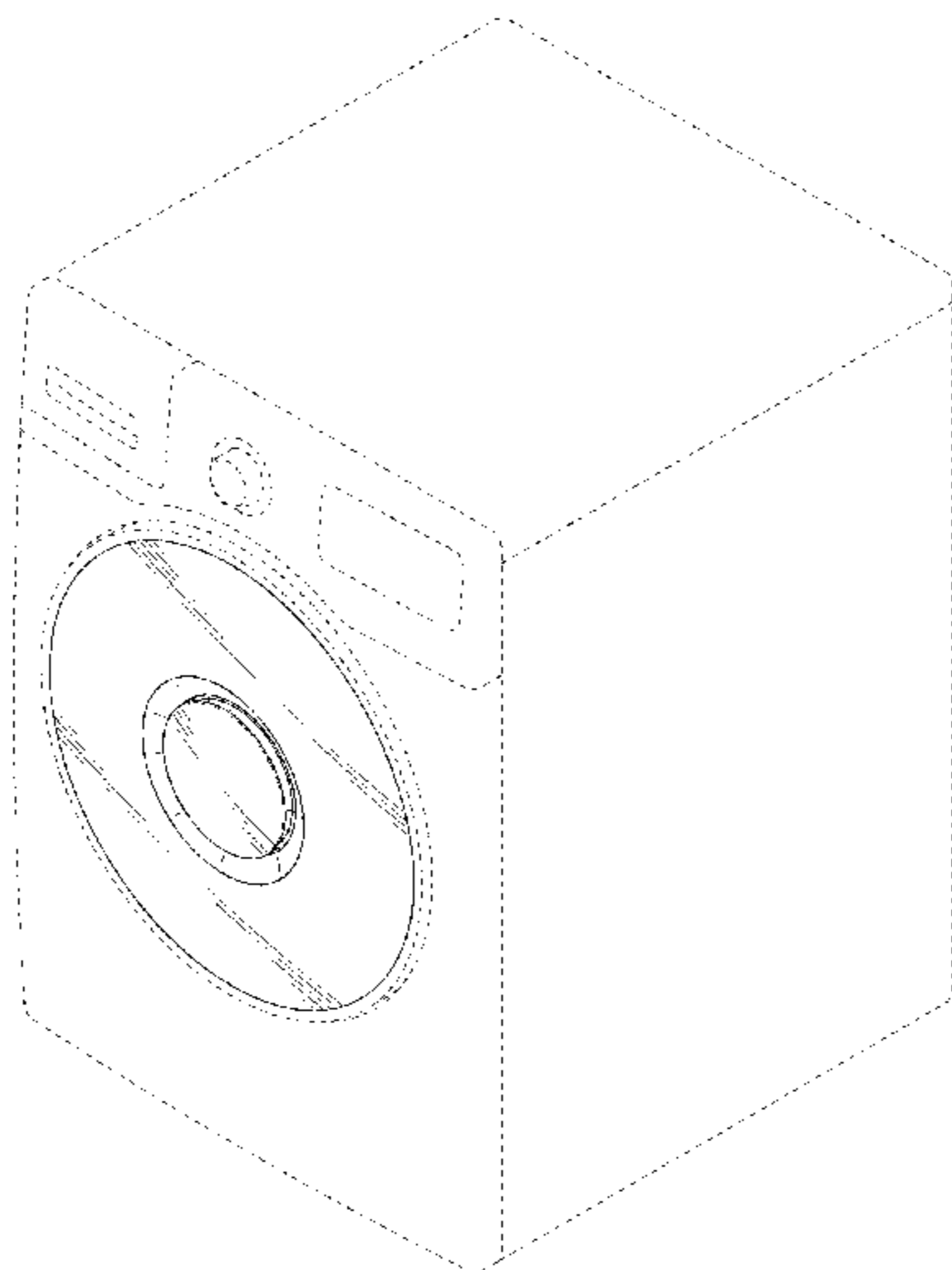
I claim the ornamental design for a washing machine, as shown and described.

**DESCRIPTION**

FIG. 1 is a front perspective view of a washing machine showing my new design;  
FIG. 2 is a front view thereof;  
FIG. 3 is a rear view thereof;  
FIG. 4 is a left-side view thereof;  
FIG. 5 is a right-side view thereof;  
FIG. 6 is a top view thereof;  
FIG. 7 is a bottom view thereof;  
FIG. 8 is a front perspective view of the washing machine shown in an alternate position;  
FIG. 9 is a front view thereof;  
FIG. 10 is a rear view thereof;  
FIG. 11 is a left-side view thereof;  
FIG. 12 is a right-side view thereof;  
FIG. 13 is a top view thereof; and,  
FIG. 14 is a bottom view thereof.

The broken lines in the figures show portions of the washing machine which form no part of the claimed design.

**1 Claim, 14 Drawing Sheets**



# US D772,498 S

Page 2

---

(56)

## References Cited

### U.S. PATENT DOCUMENTS

D747,575 S \* 1/2016 Choi ..... D32/28  
D749,804 S \* 2/2016 Ha ..... D32/6

D749,806 S \* 2/2016 Hwang ..... D32/25  
D758,681 S \* 6/2016 Park ..... D32/25  
D758,682 S \* 6/2016 Kim ..... D32/25

\* cited by examiner

FIG. 1

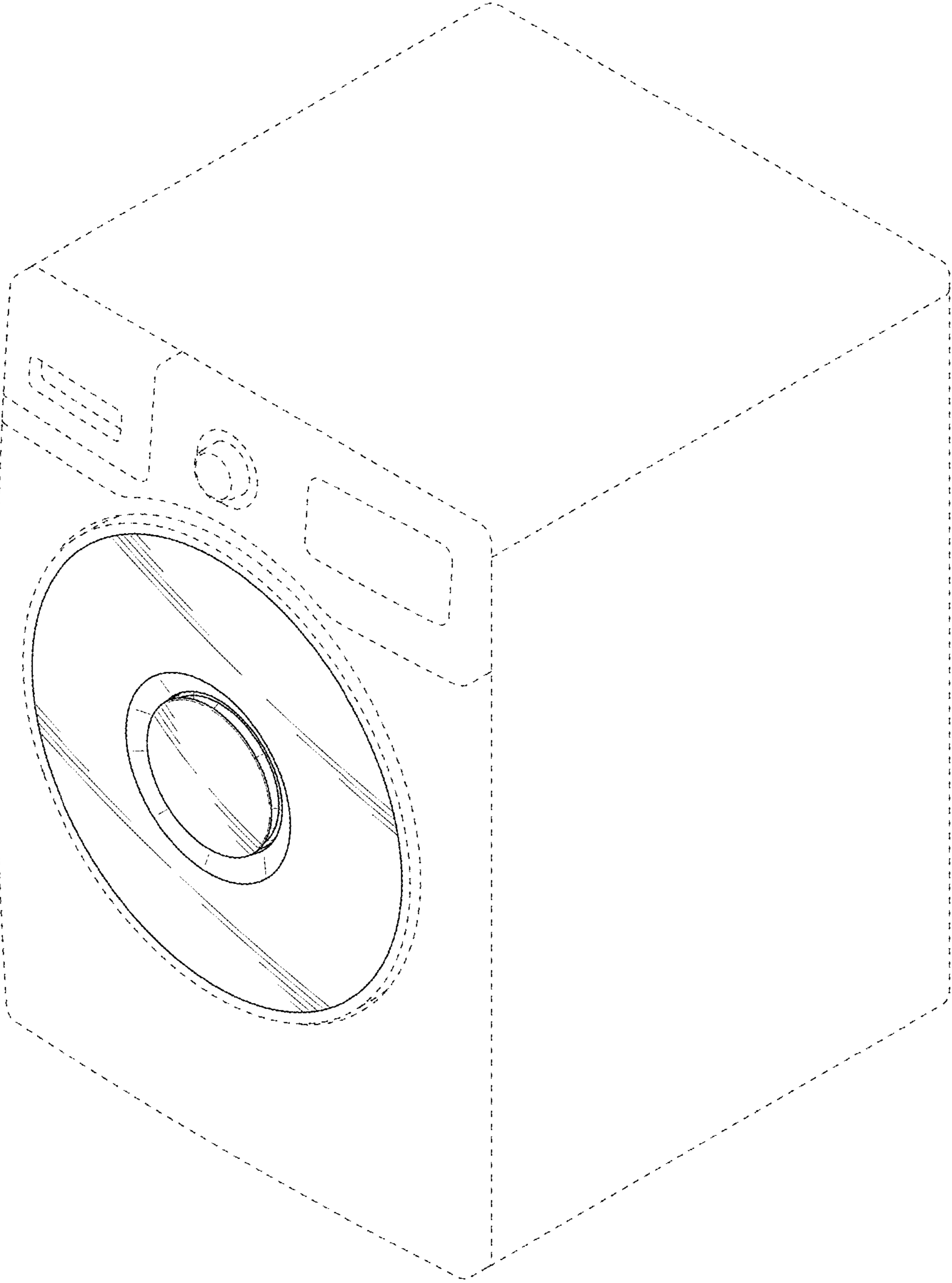


FIG. 2

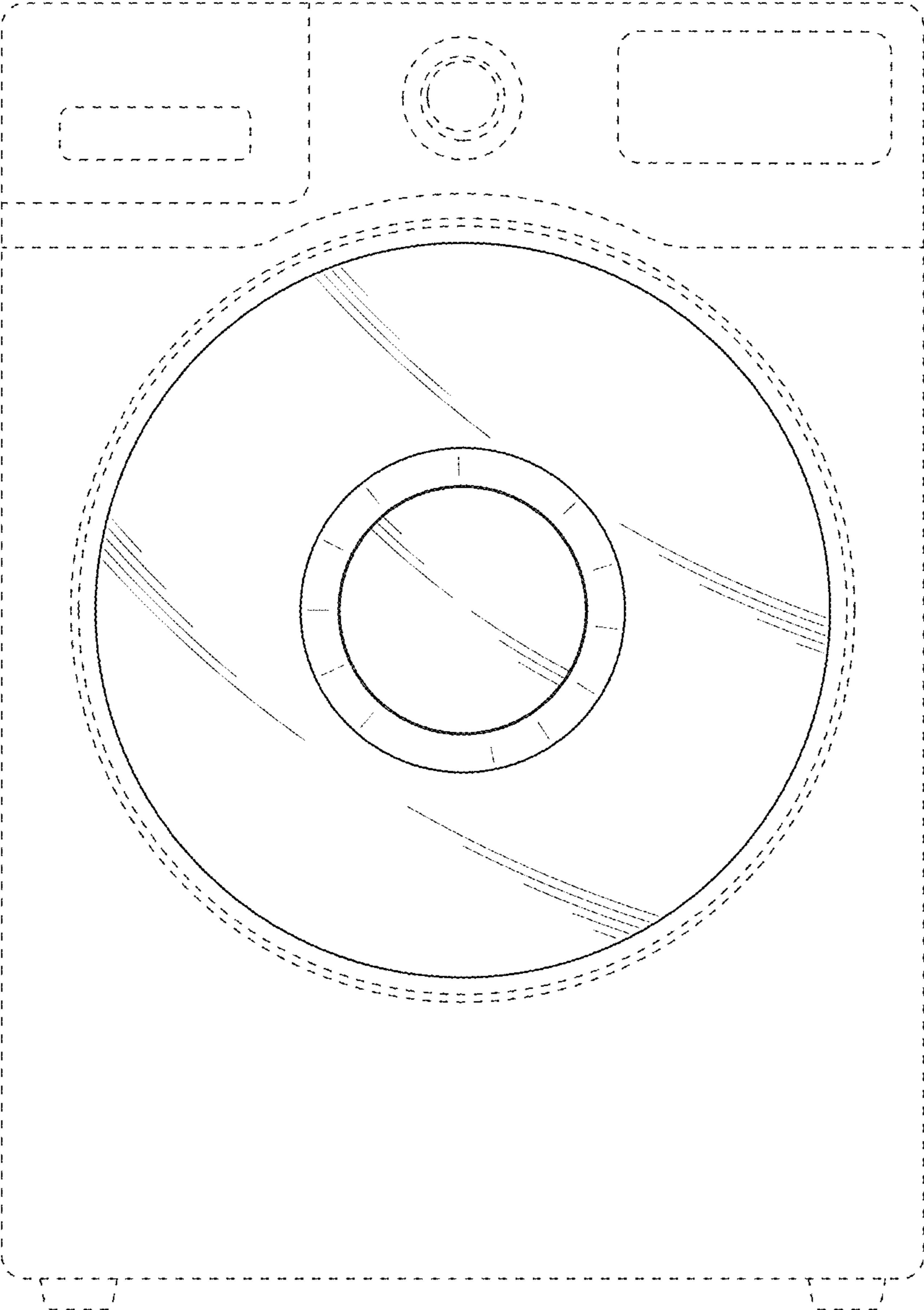


FIG. 3



FIG. 4




FIG. 5




FIG. 6






FIG. 7




FIG. 8

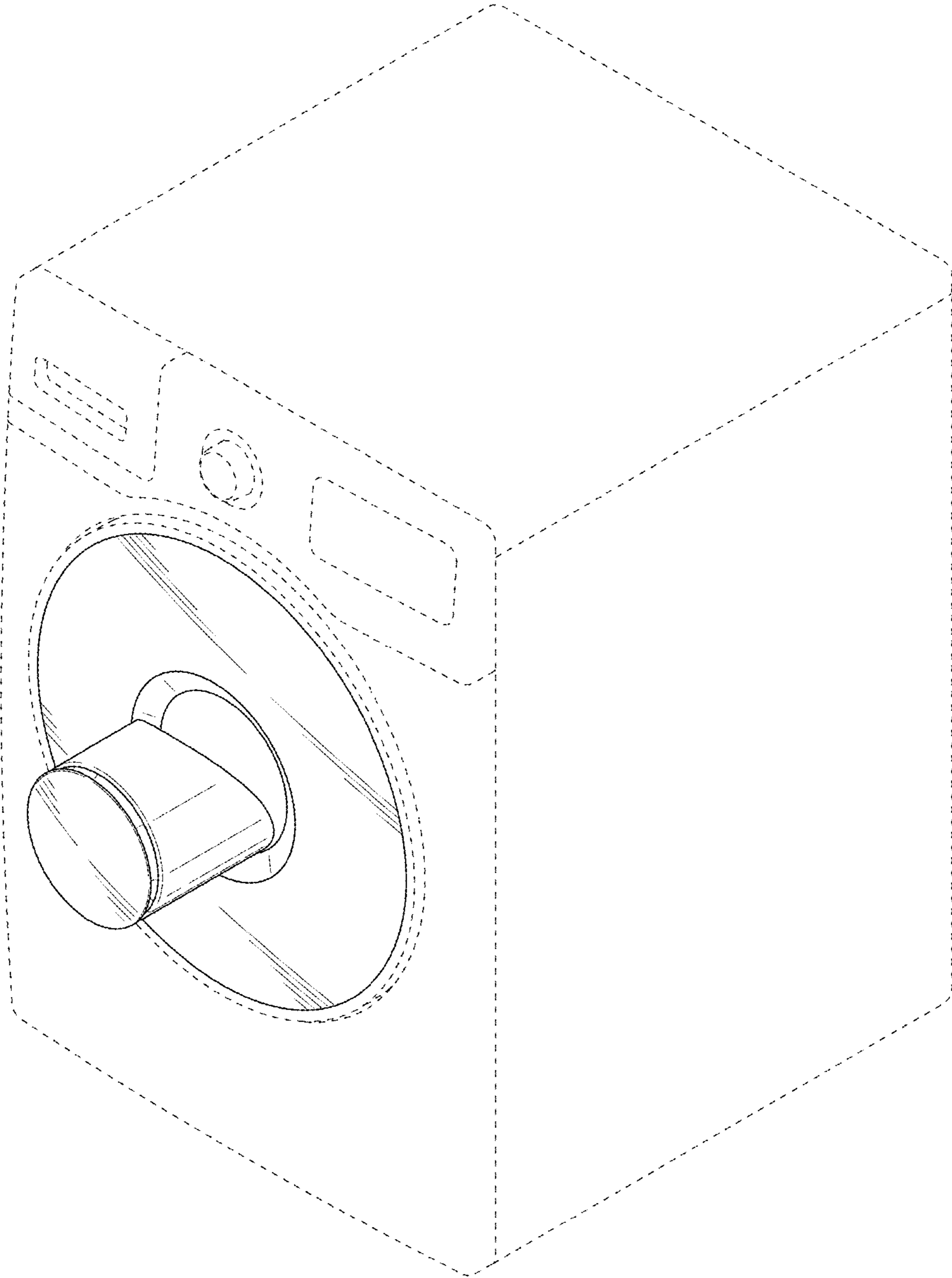


FIG. 9

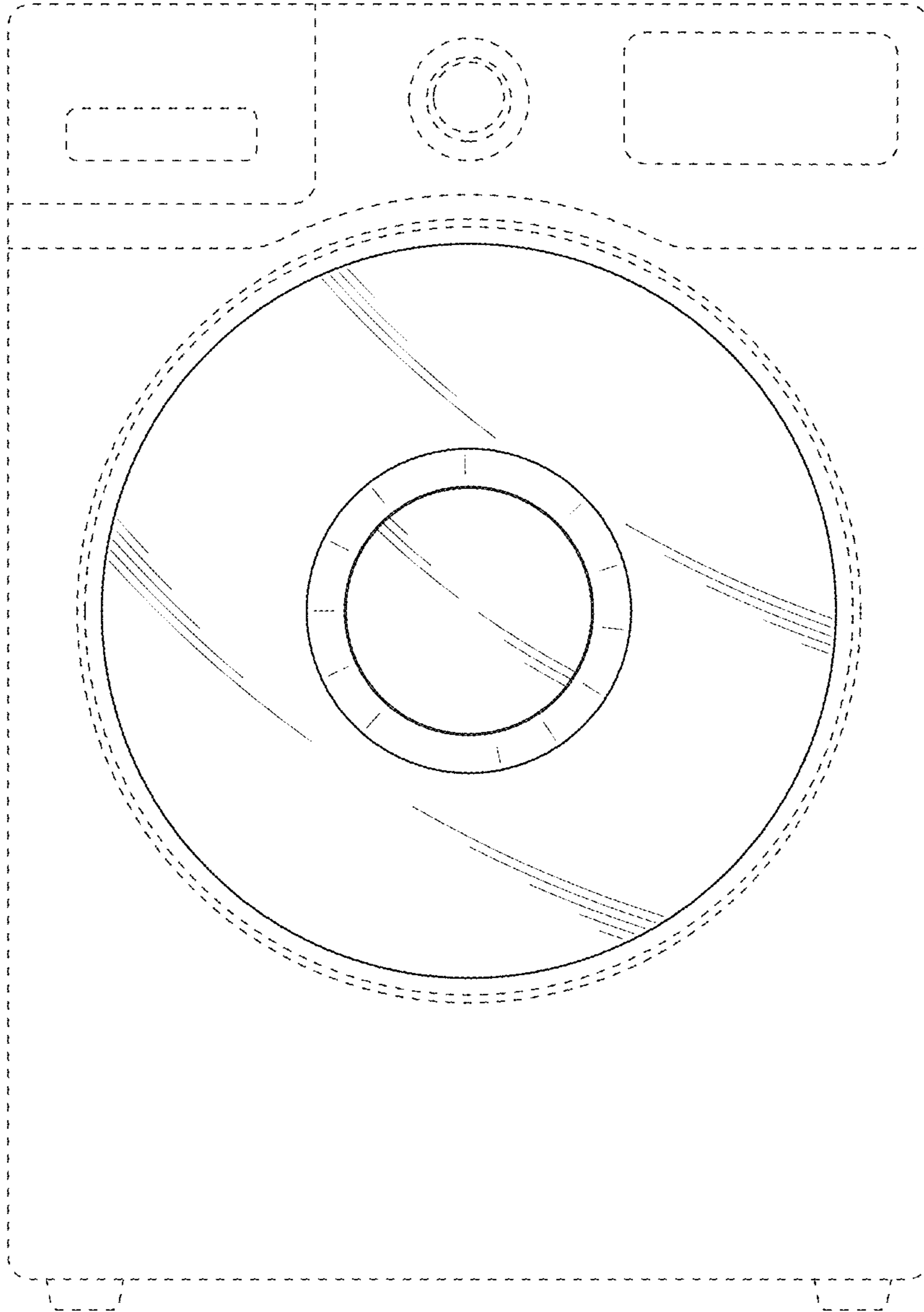


FIG. 10



FIG. 11

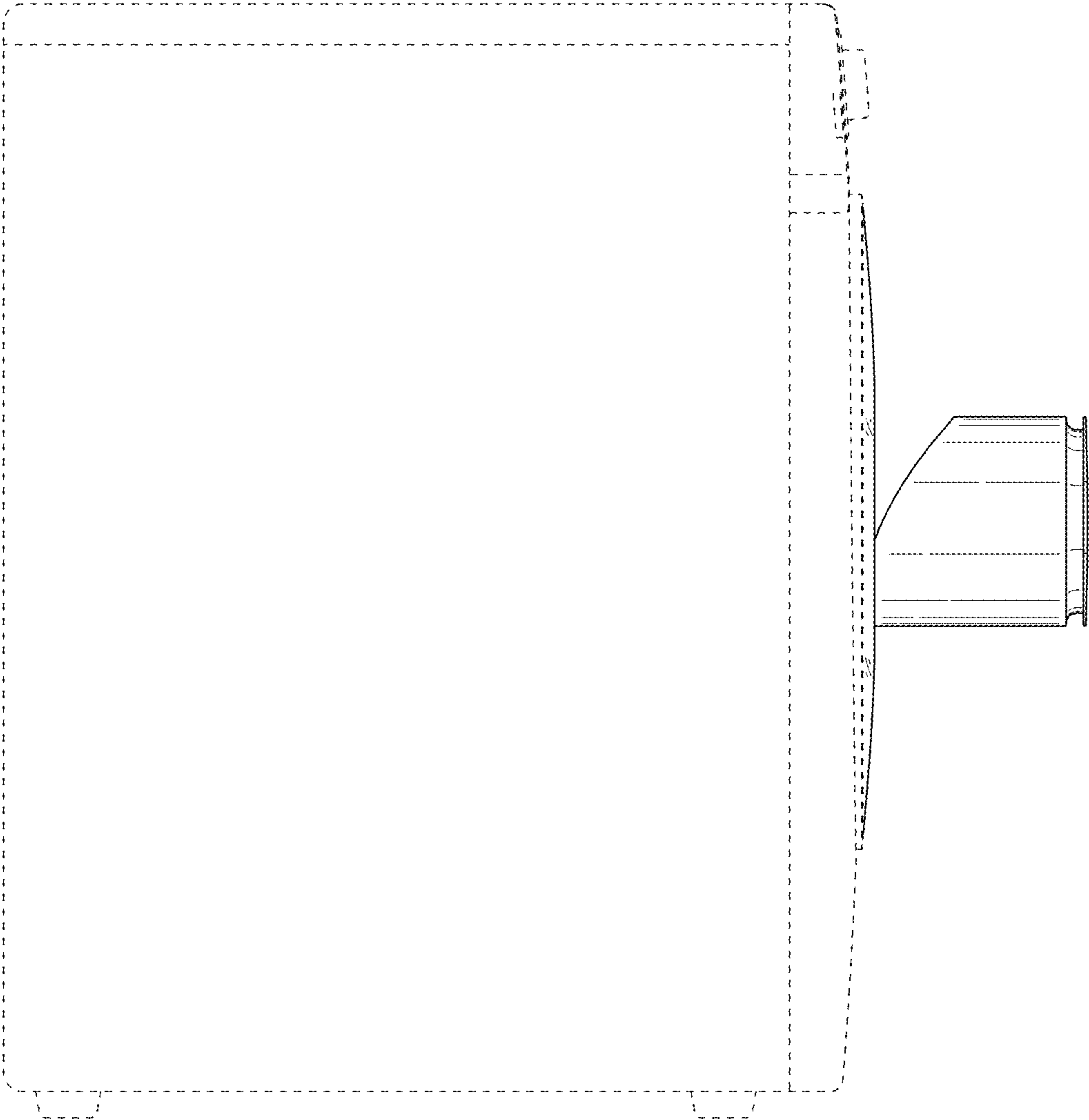


FIG. 12

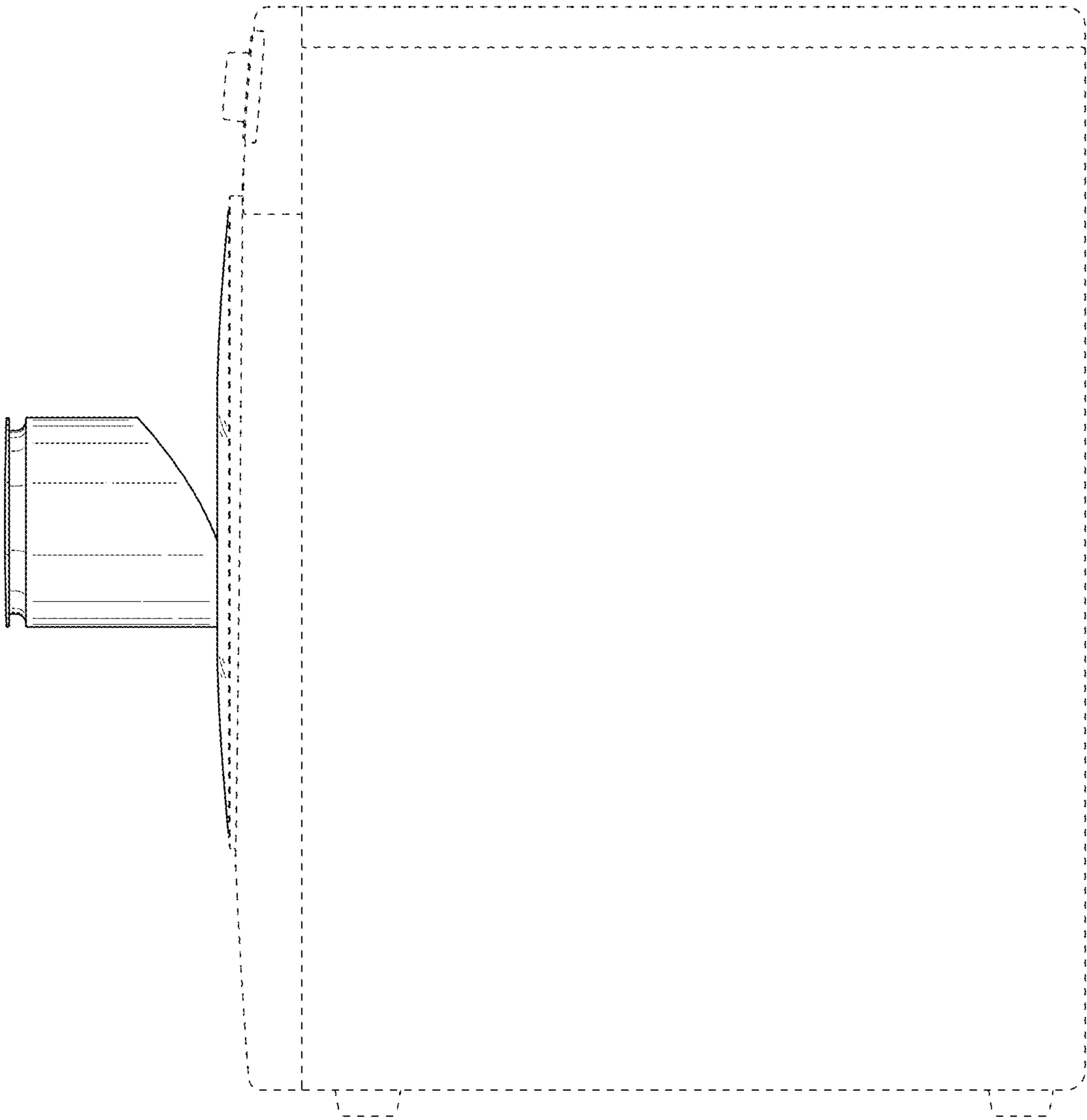


FIG. 13

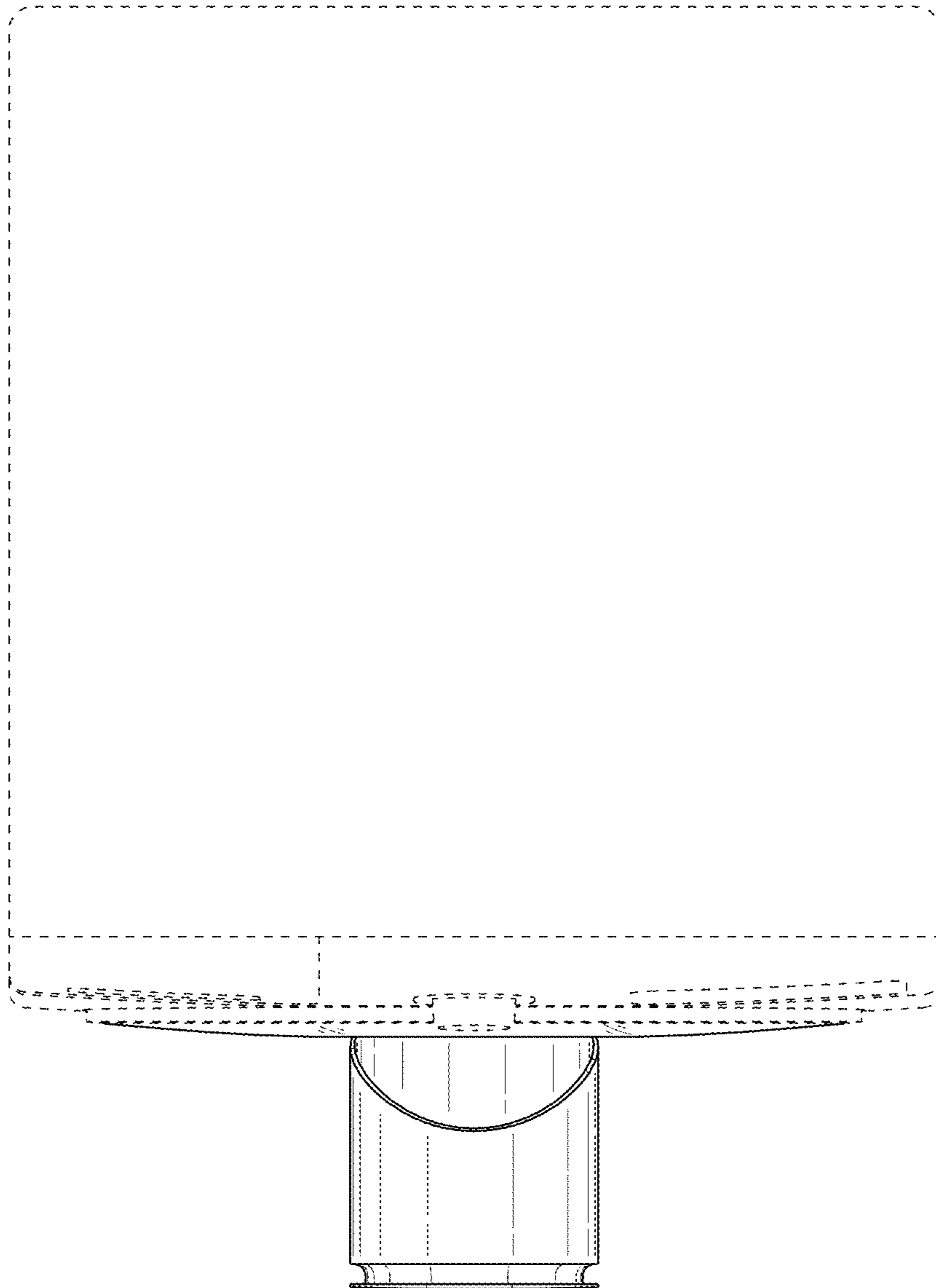


FIG. 14

