

US00D772486S

(12) **United States Design Patent** (10) **Patent No.:** **US D772,486 S**  
**Xu** (45) **Date of Patent:** **\*\* Nov. 22, 2016**

(54) **DENTAL FLOSSER**  
(71) Applicant: **Meng Xu**, West Vancouver (CA)  
(72) Inventor: **Meng Xu**, West Vancouver (CA)  
(\*\*) Term: **15 Years**  
(21) Appl. No.: **29/545,548**  
(22) Filed: **Nov. 13, 2015**  
(51) **LOC (10) Cl.** ..... **28-03**  
(52) **U.S. Cl.**  
USPC ..... **D28/66**  
(58) **Field of Classification Search**  
USPC ..... D28/31, 56, 65-68, 73; D4/100, 101,  
D4/102, 104, 105, 109-112; D24/152;  
433/141, 146-147; 132/322-329  
CPC ..... A61C 15/045-15/048  
See application file for complete search history.

D666,006 S \* 8/2012 Zarrabi ..... D28/68  
D691,377 S \* 10/2013 Zarrabi ..... D28/68  
8,997,761 B1 \* 4/2015 Mitchell ..... A46B 15/0071  
132/309  
D731,710 S \* 6/2015 Misner ..... D28/67  
D760,958 S \* 7/2016 Xu ..... D28/66  
D760,959 S \* 7/2016 Xu ..... D28/66  
D760,960 S \* 7/2016 Xu ..... D28/66  
2003/0150474 A1 \* 8/2003 Doyscher ..... A61C 15/046  
132/325  
2008/0185016 A1 \* 8/2008 Jansheski ..... A61C 15/046  
132/324  
2010/0326463 A1 \* 12/2010 Huang ..... A61C 15/046  
132/323  
2012/0138083 A1 \* 6/2012 Tseng ..... A61C 15/046  
132/323

\* cited by examiner

*Primary Examiner* — George D Kirschbaum  
*Assistant Examiner* — Joseph Kukella

(57) **CLAIM**  
The ornamental design for a dental flosser, as shown.

(56) **References Cited**

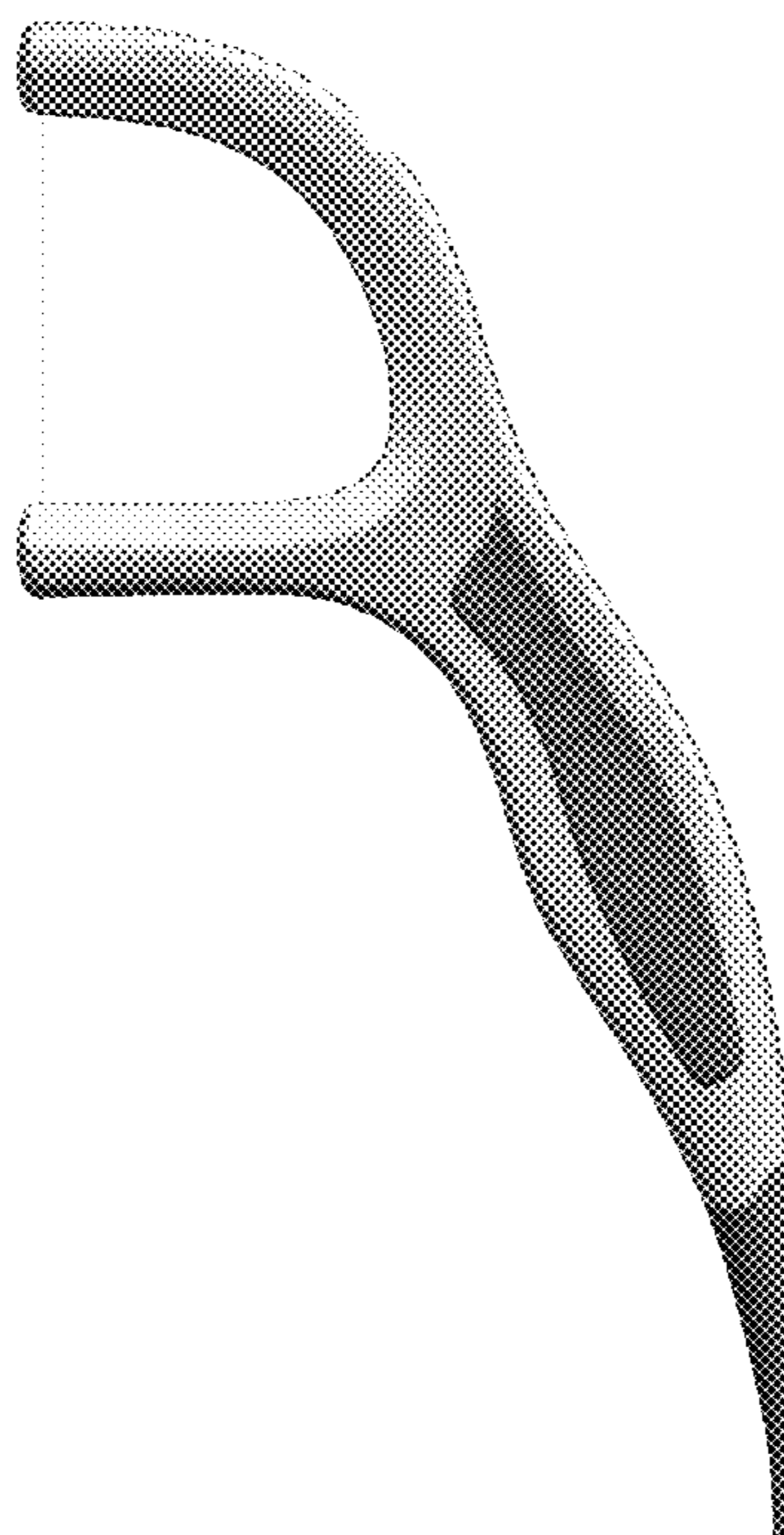
U.S. PATENT DOCUMENTS

D191,821 S \* 11/1961 Mitchell ..... D28/68  
D240,341 S \* 6/1976 Najjar ..... D4/108  
D301,071 S \* 5/1989 Franchi ..... D28/65  
D316,617 S \* 4/1991 Cheung ..... D28/68  
D532,160 S \* 11/2006 Jansheski ..... D28/68  
D532,934 S \* 11/2006 Crossman ..... D28/65  
D610,748 S \* 2/2010 Volpenhein ..... D28/66  
D629,970 S \* 12/2010 Volpenhein ..... D28/68  
D640,007 S \* 6/2011 Jansheski ..... D28/68  
D649,713 S \* 11/2011 Kollar ..... D28/66  
D655,456 S \* 3/2012 Nanda ..... D28/66

**DESCRIPTION**

FIG. 1 is a left side view of a dental flosser showing my new design;  
FIG. 2 is a front view thereof;  
FIG. 3 is a right side view thereof;  
FIG. 4 is a rear view thereof;  
FIG. 5 is a top view thereof;  
FIG. 6 is a bottom view thereof;  
FIG. 7 is a perspective view thereof; and,  
FIG. 8 is another perspective view thereof.

**1 Claim, 8 Drawing Sheets**



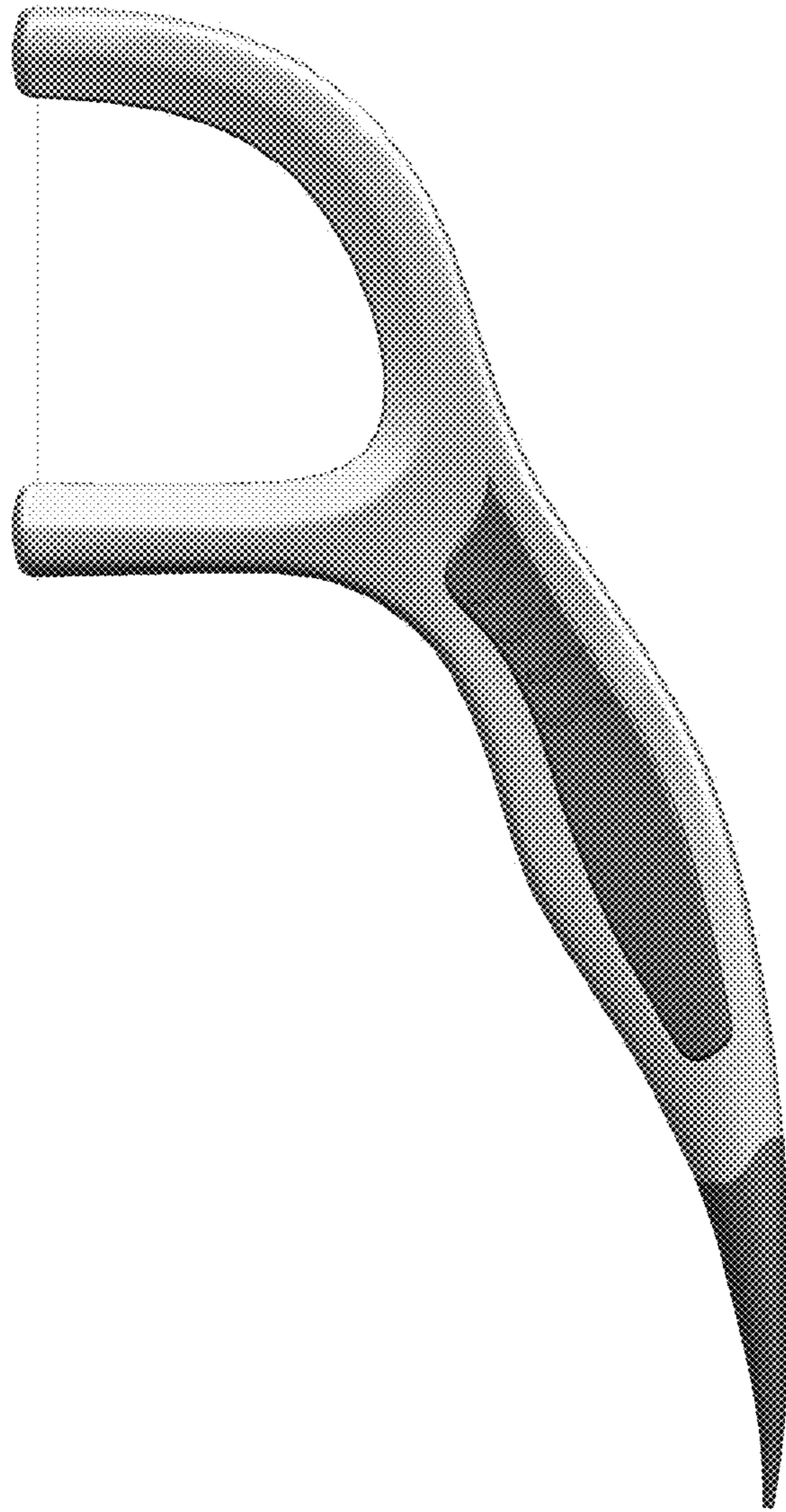


FIG. 1

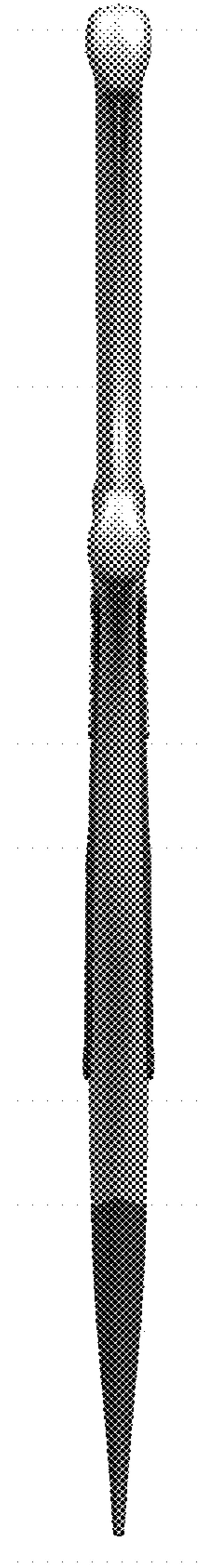


FIG. 2

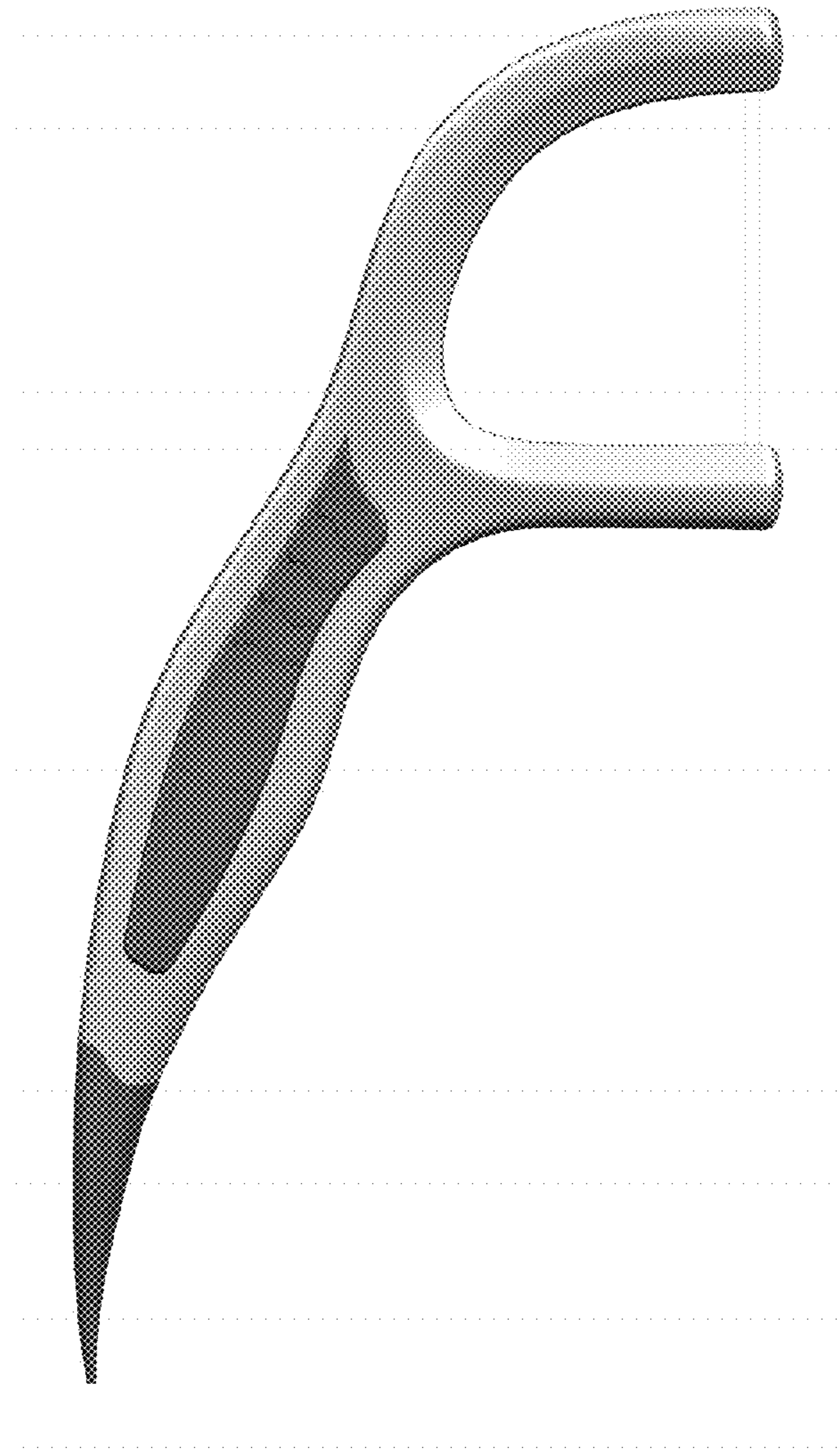


FIG. 3




FIG. 4





FIG. 5



FIG. 6

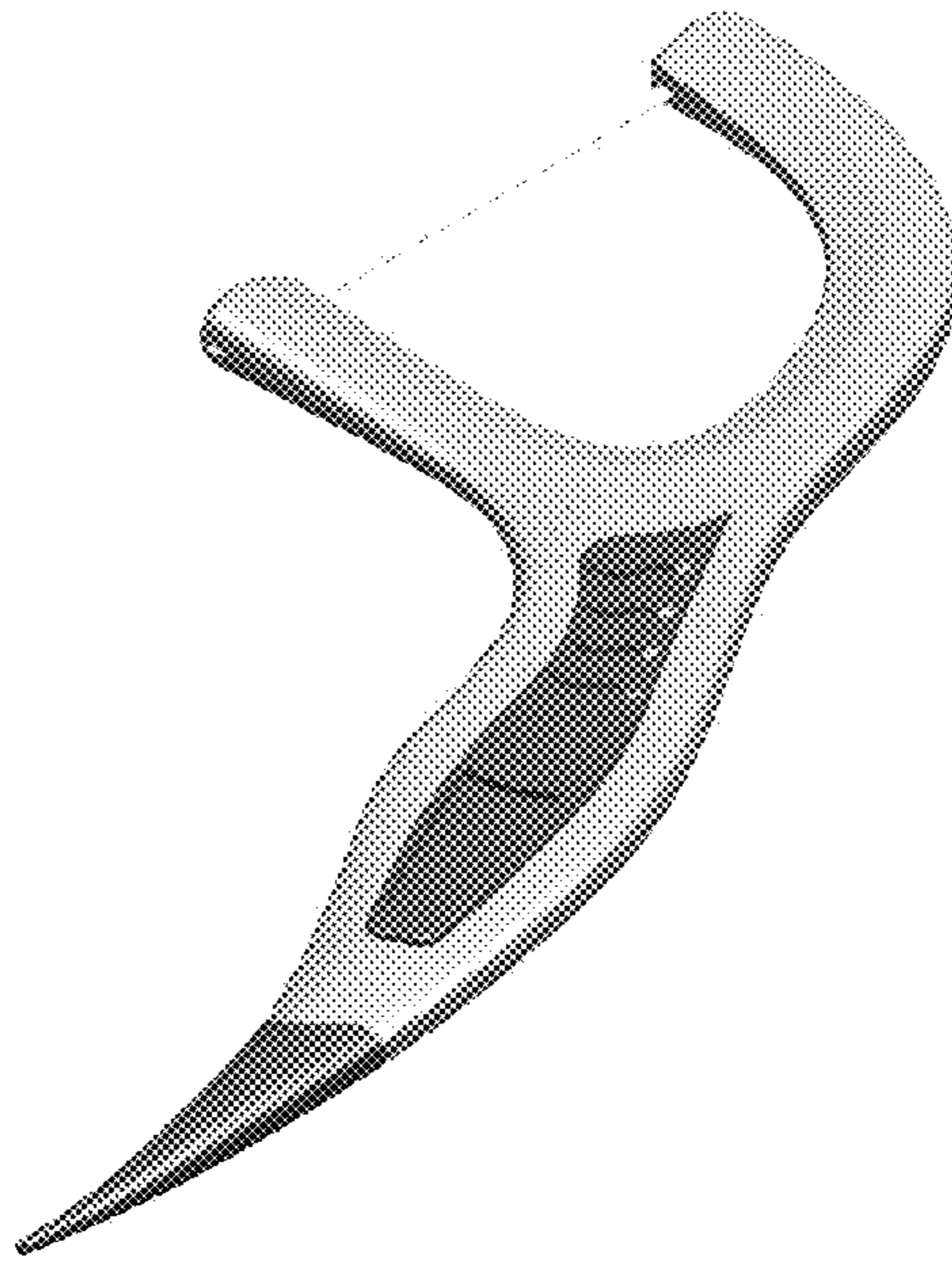


FIG. 7



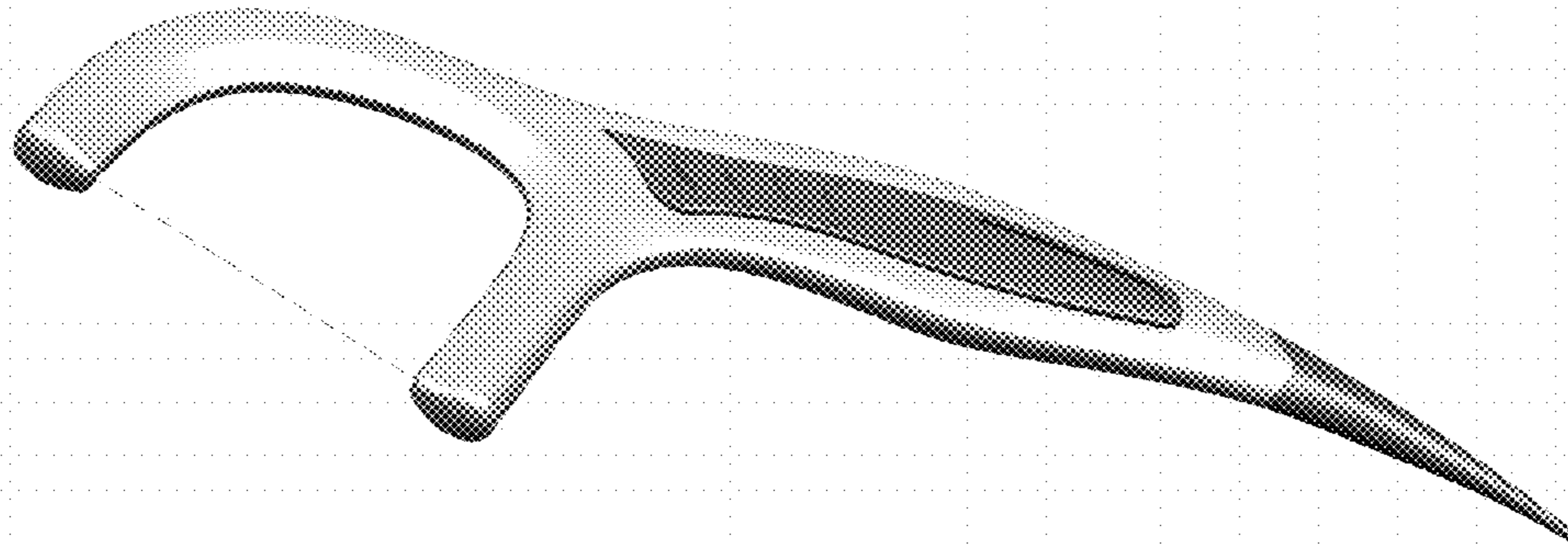


FIG. 8