

US00D772485S

(12) **United States Design Patent** (10) **Patent No.:** **US D772,485 S**
Xu (45) **Date of Patent:** **** Nov. 22, 2016**

(54) **DENTAL FLOSSER**
(71) Applicant: **Meng Xu**, West Vancouver (CA)
(72) Inventor: **Meng Xu**, West Vancouver (CA)
(**) Term: **15 Years**
(21) Appl. No.: **29/545,538**
(22) Filed: **Nov. 13, 2015**
(51) **LOC (10) Cl.** **28-03**
(52) **U.S. Cl.**
USPC **D28/66**
(58) **Field of Classification Search**
USPC D28/31, 56, 65-68, 73; D4/100, 101,
D4/102, 104, 105, 109-112; D24/152;
433/141, 146-147; 132/322-329
CPC A61C 15/045-15/048
See application file for complete search history.

D666,006 S * 8/2012 Zarrabi D28/68
D691,377 S * 10/2013 Zarrabi D28/68
8,997,761 B1 * 4/2015 Mitchell A46B 15/0071
132/309
D731,710 S * 6/2015 Misner D28/67
D760,958 S * 7/2016 Xu D28/66
D760,959 S * 7/2016 Xu D28/66
D760,960 S * 7/2016 Xu D28/66
2003/0150474 A1 * 8/2003 Doyscher A61C 15/046
132/325
2008/0185016 A1 * 8/2008 Jansheski A61C 15/046
132/324
2010/0326463 A1 * 12/2010 Huang A61C 15/046
132/323
2012/0138083 A1 * 6/2012 Tseng A61C 15/046
132/323

* cited by examiner

Primary Examiner — George D Kirschbaum
Assistant Examiner — Joseph Kukella

(57) **CLAIM**
The ornamental design for a dental flosser, as shown.

(56) **References Cited**

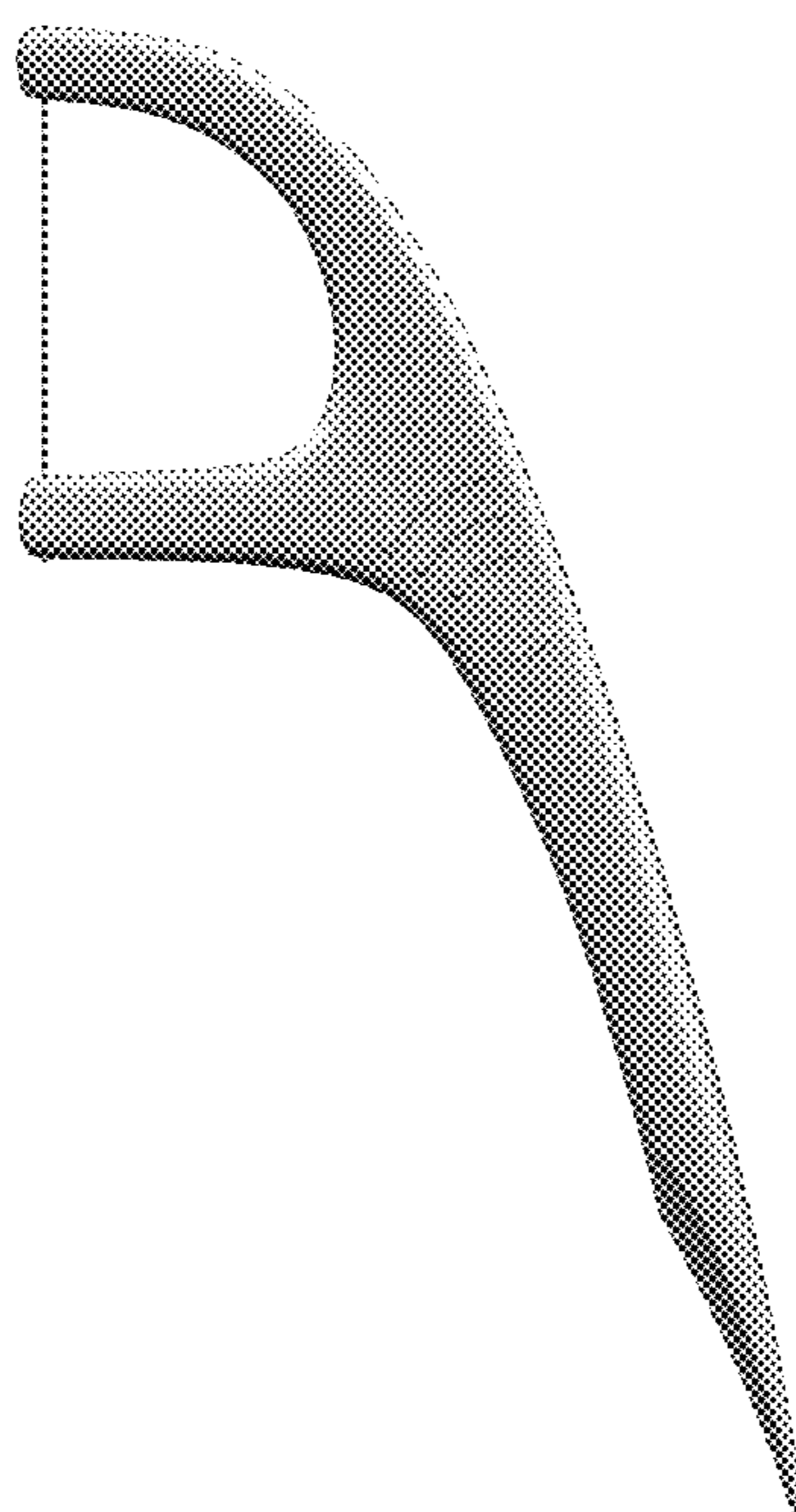
U.S. PATENT DOCUMENTS

D191,821 S * 11/1961 Mitchell D28/68
D240,341 S * 6/1976 Najjar D47/108
D301,071 S * 5/1989 Franchi D28/65
D316,617 S * 4/1991 Cheung D28/68
D532,160 S * 11/2006 Jansheski D28/68
D532,934 S * 11/2006 Crossman D28/65
D610,748 S * 2/2010 Volpenhein D28/66
D629,970 S * 12/2010 Volpenhein D28/68
D640,007 S * 6/2011 Jansheski D28/68
D649,713 S * 11/2011 Kollar D28/66
D655,456 S * 3/2012 Nanda D28/66

DESCRIPTION

FIG. 1 is a left side view of a dental flosser showing my new design;
FIG. 2 is a rear view thereof;
FIG. 3 is a right side view thereof;
FIG. 4 is a front view thereof;
FIG. 5 is a top view thereof;
FIG. 6 is a bottom view thereof;
FIG. 7 is a perspective view thereof; and,
FIG. 8 is another perspective view thereof.

1 Claim, 8 Drawing Sheets



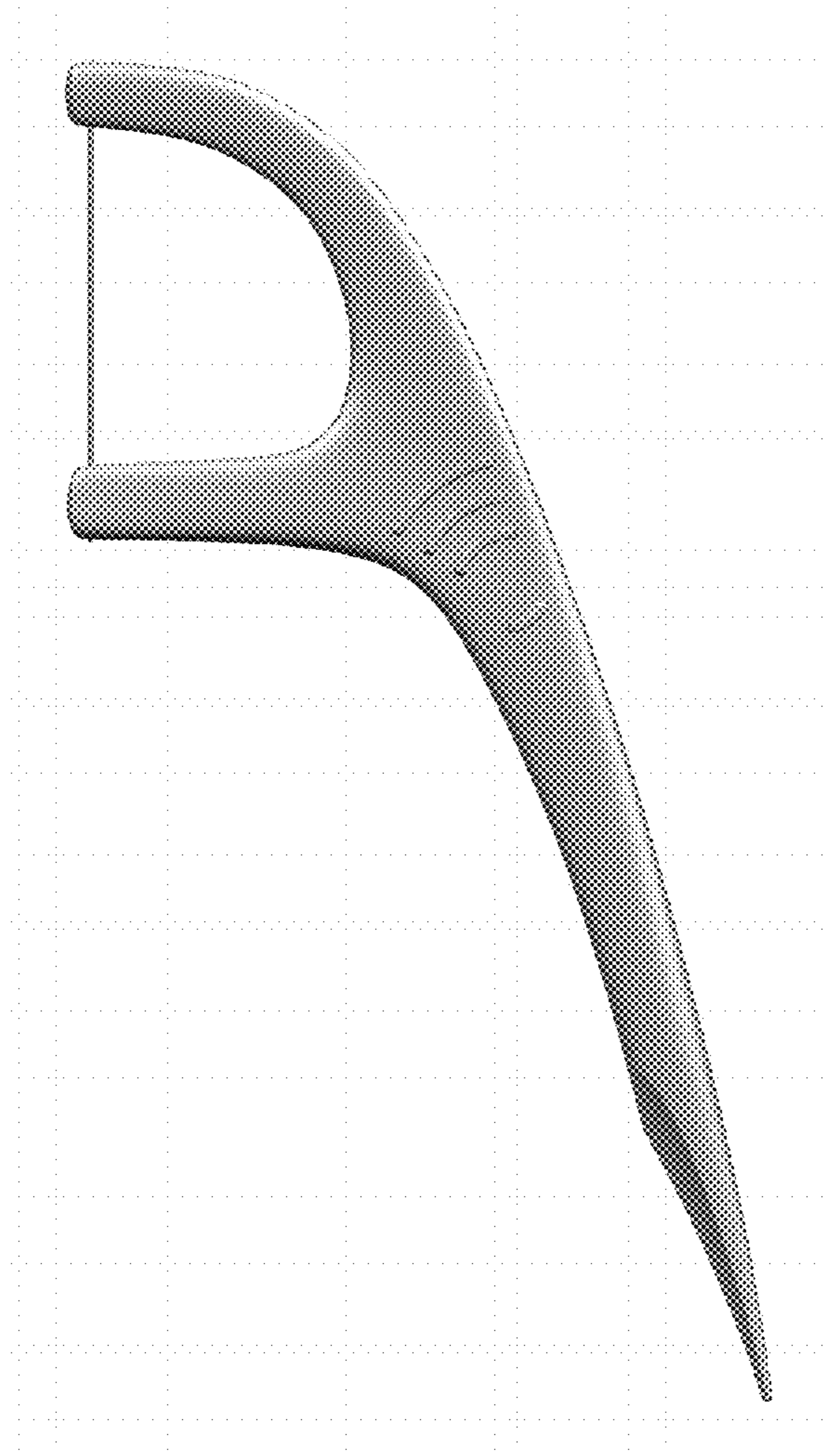


FIG. 1

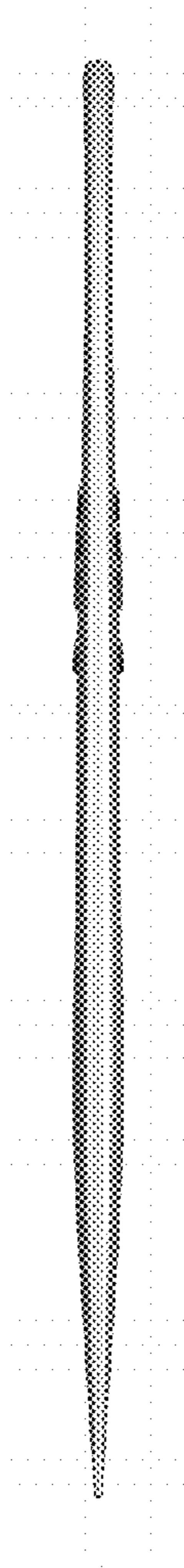


FIG. 2

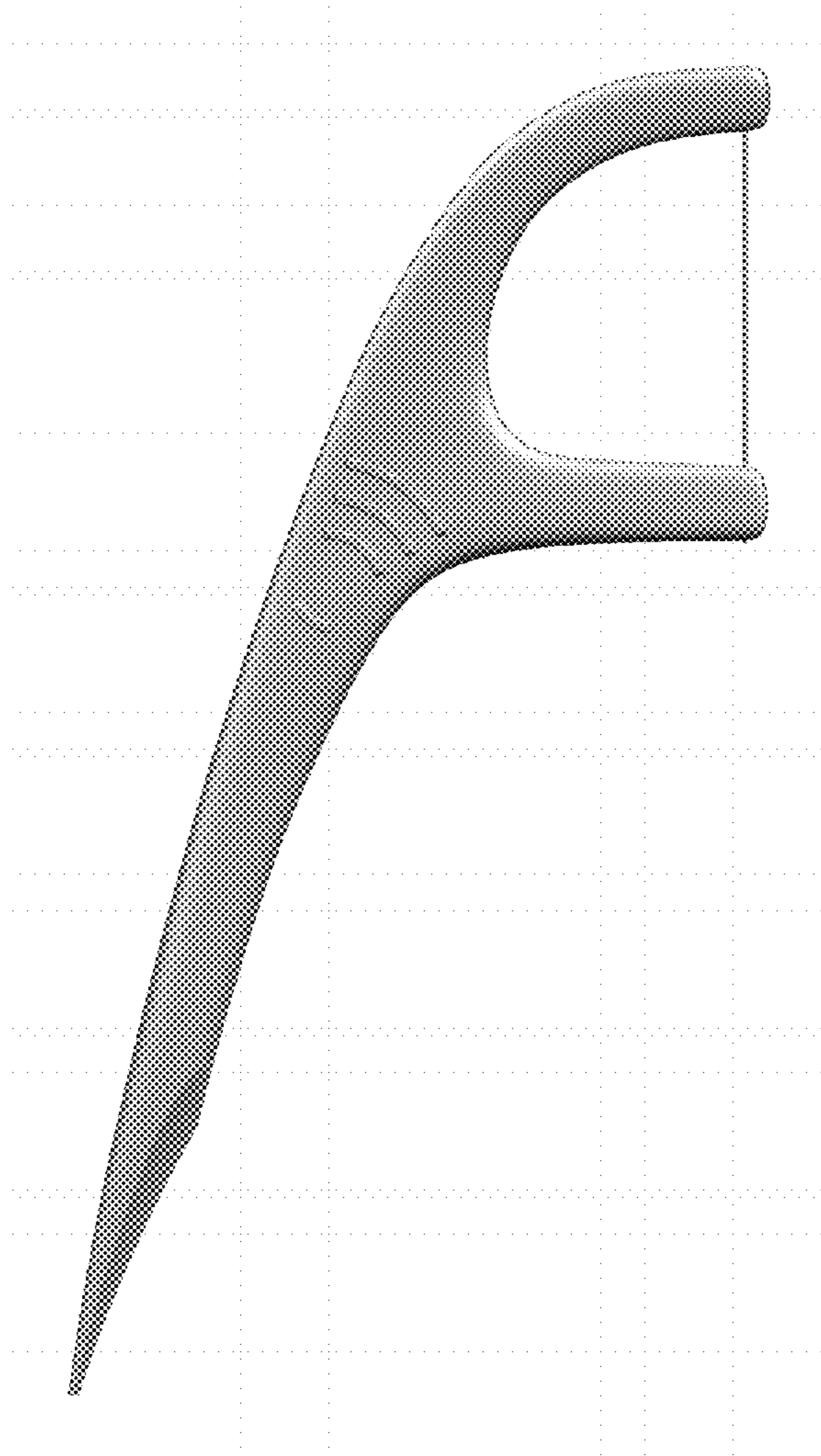


FIG. 3




FIG. 4




FIG. 5




FIG. 6




FIG. 7

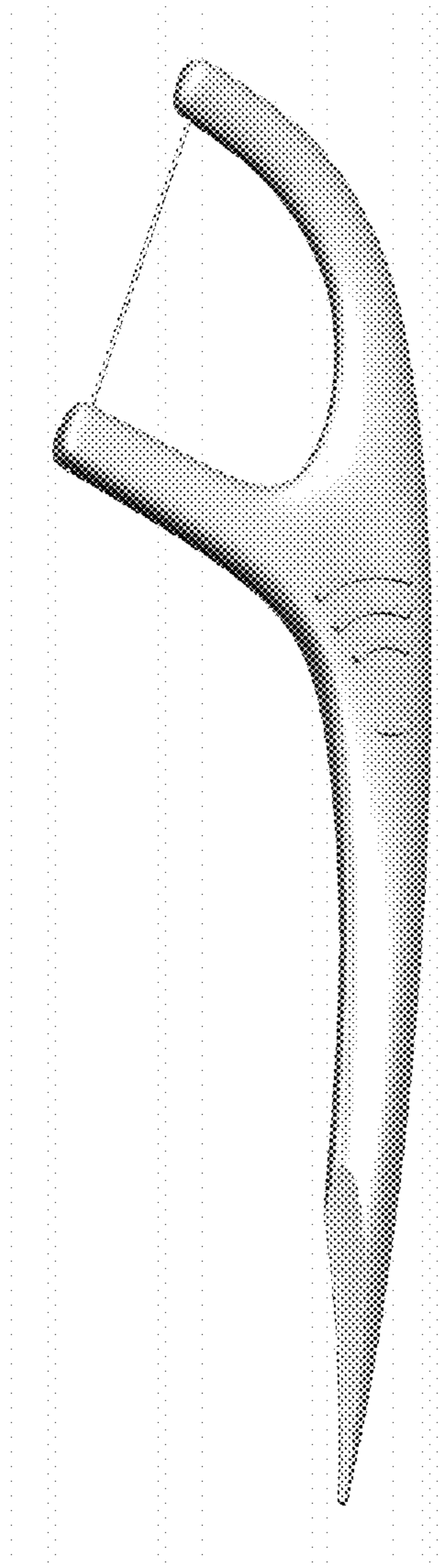


FIG. 8