



US00D772429S

(12) **United States Design Patent**
Bergmann

(10) **Patent No.:** **US D772,429 S**

(45) **Date of Patent:** **** Nov. 22, 2016**

(54) **PROFILED SECTION OF FRAMES FOR DOORS**

(71) Applicant: **raumplus Besitz- und Entwicklungs-GmbH & Co. KG**, Bremen (DE)

(72) Inventor: **Carsten Bergmann**, Bremen (DE)

(73) Assignee: **Raumplus Besitz- und Entwicklungs-GmbH & Co. KG**, Bremen (DE)

(**) Term: **14 Years**

(21) Appl. No.: **29/520,955**

(22) Filed: **Mar. 19, 2015**

(30) **Foreign Application Priority Data**

Sep. 24, 2014 (WO) DM084451

(51) **LOC (10) Cl.** **25-02**

(52) **U.S. Cl.**
USPC **D25/60**

(58) **Field of Classification Search**
USPC D25/60, 61, 119, 121-124; 49/66, 130, 49/372, 408-411, 425, 504; 52/204.1, 52/206, 207
See application file for complete search history.

(56) **References Cited**

U.S. PATENT DOCUMENTS

5,784,834 A * 7/1998 Stutzman E06B 7/2307
49/197
6,041,551 A * 3/2000 Aspenwall E05D 11/0018
49/425

D426,320 S * 6/2000 Andres D25/122
D481,468 S * 10/2003 Dallaire D25/119
D508,741 S * 8/2005 Mitrevics D25/124
D513,535 S * 1/2006 Fischer D25/119
D513,806 S * 1/2006 Mitrevics D25/124
D621,073 S * 8/2010 Bergmann D25/122
D665,516 S * 8/2012 Bergmann D25/122
8,499,525 B1 * 8/2013 Meixner A47B 96/1416
211/87.01
D713,558 S * 9/2014 Stankay D25/124

FOREIGN PATENT DOCUMENTS

WO D072537-001 * 4/2010

* cited by examiner

Primary Examiner — Susan Bennett Hattan

Assistant Examiner — Leanne Was

(74) *Attorney, Agent, or Firm* — Laurence P. Colton;
Smith Tempel Blaha LLC


(57) **CLAIM**

The ornamental design for a profiled section of frames for doors, as shown and described.

DESCRIPTION

FIG. 1 is a front perspective view of the profiled section of frames for doors of the present design.
FIG. 2 is a back perspective view of the design of FIG. 1.
FIG. 3 is a front view of the design of FIG. 1.
FIG. 4 is a back view of the design of FIG. 1.
FIG. 5 is a left side view of the design of FIG. 1.
FIG. 6 is a right side view of the design of FIG. 1; and,
FIG. 7 is an end view of the design of FIG. 1.

1 Claim, 7 Drawing Sheets






FIG. 1




FIG. 2




FIG. 3




FIG. 4



FIG. 5




FIG. 6




FIG. 7