



US00D772425S

(12) **United States Design Patent** (10) **Patent No.:** **US D772,425 S**  
**Bahadir** (45) **Date of Patent:** **\*\* Nov. 22, 2016**

(54) **CONTAINER**  
(71) Applicant: **Bahadir USA**, Lindenhurst, NY (US)  
(72) Inventor: **Yakup Bahadir**, Samsun (TR)  
(73) Assignee: **BAHADIR USA**, Lindenhurst, NY (US)  
(\*\*) Term: **14 Years**  
(21) Appl. No.: **29/511,130**  
(22) Filed: **Dec. 8, 2014**  
(51) **LOC (10) Cl.** ..... **24-01**  
(52) **U.S. Cl.**  
USPC ..... **D24/217; D24/227**  
(58) **Field of Classification Search**  
USPC ..... D24/216, 217, 218, 227-232; D32/1, D32/25  
CPC ..... A61L 2/26; A61L 2/24; A61L 2/17; A61L 2/18; A61L 2/025; A61L 2202/122; A61L 2202/10; A61L 2202/11; A61L 2202/14; A61L 2202/23; A61L 2202/24; A61L 2202/182  
See application file for complete search history.

(56) **References Cited**  
U.S. PATENT DOCUMENTS  
D371,203 S \* 6/1996 Deeds ..... D24/217  
6,077,485 A \* 6/2000 Baker ..... A61L 2/26  
206/363  
6,468,482 B1 \* 10/2002 Frieze ..... A61L 2/07  
206/363  
D476,423 S \* 6/2003 Picot ..... D24/217

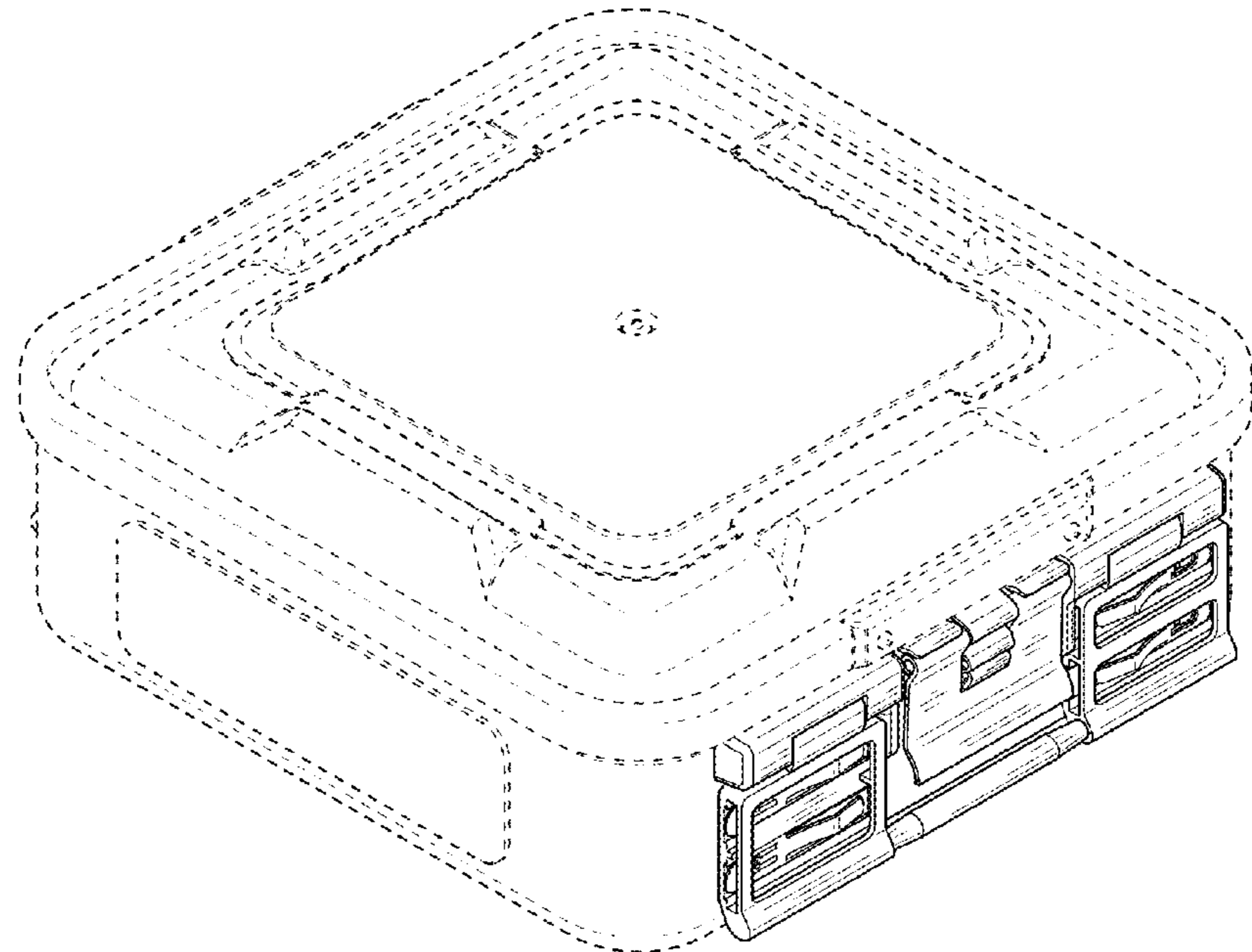
D483,494 S \* 12/2003 Gleichauf ..... D24/217  
D487,315 S \* 3/2004 Picot ..... D24/217  
D489,595 S \* 5/2004 Gleichauf ..... D8/336  
D560,468 S \* 1/2008 Bahadir ..... D8/331  
2013/0175276 A1 \* 7/2013 Gleichauf ..... A61L 2/26  
220/324  
2015/0053703 A1 \* 2/2015 Kreidler ..... A61L 2/26  
220/745

\* cited by examiner  
*Primary Examiner* — Anhdao Doan  
(74) *Attorney, Agent, or Firm* — Morgan, Lewis & Bockius LLP

(57) **CLAIM**  
The ornamental design for a container, as shown and described.

**DESCRIPTION**  
FIG. 1 is a front perspective view of a container in accordance with my new design;  
FIG. 2 is a right elevational view of the container shown in FIG. 1;  
FIG. 3 is a left elevational view of the container shown in FIG. 1;  
FIG. 4 is a front elevational view of the container shown in FIG. 1;  
FIG. 5 is a rear elevational view of the container shown in FIG. 1;  
FIG. 6 is a top plan view of the container shown in FIG. 1; and,  
FIG. 7 is a bottom plan view of the container shown in FIG. 1.  
The broken lines shown in the drawings represent portions of the container that form no part of the claimed design.

**1 Claim, 4 Drawing Sheets**



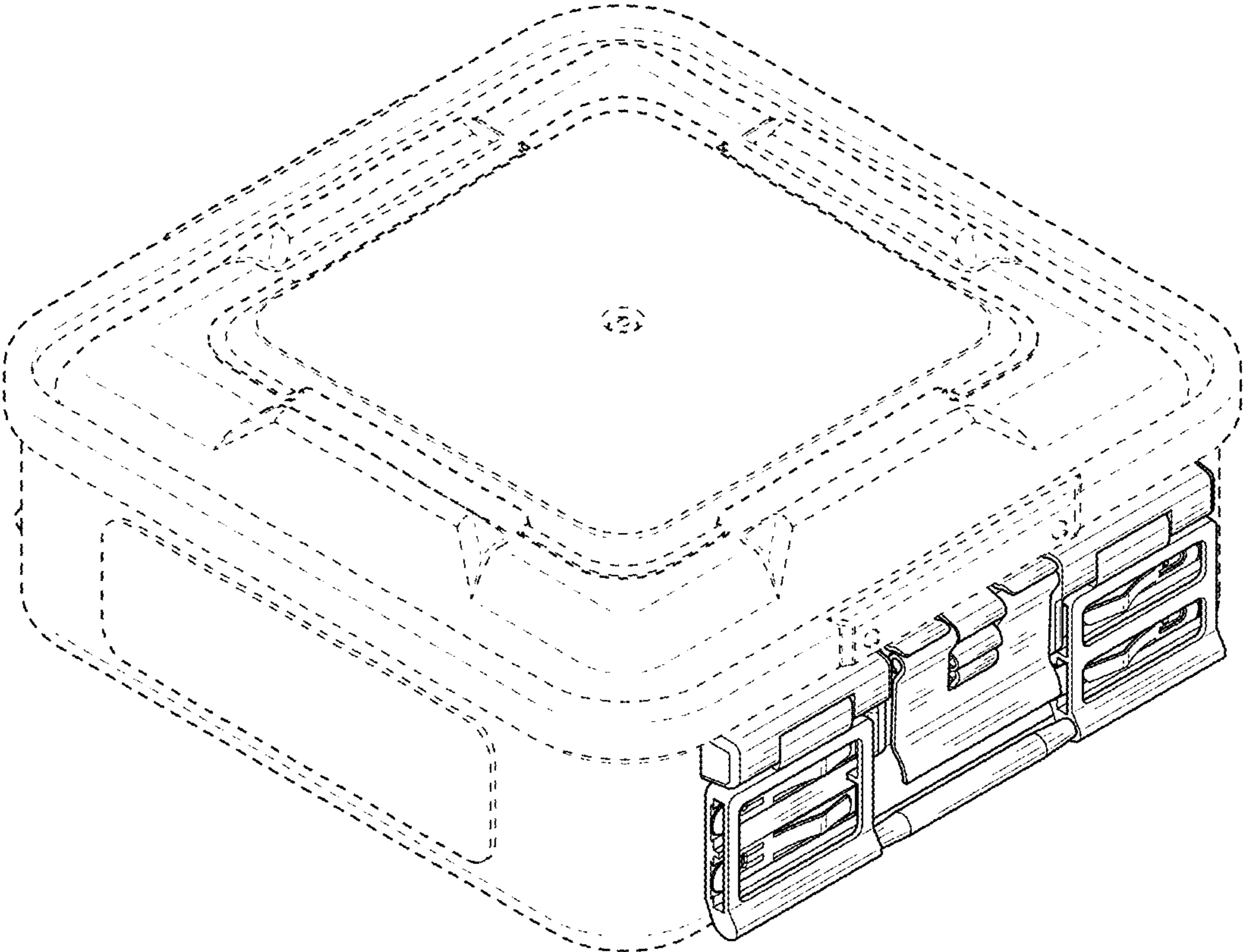


FIG. 1

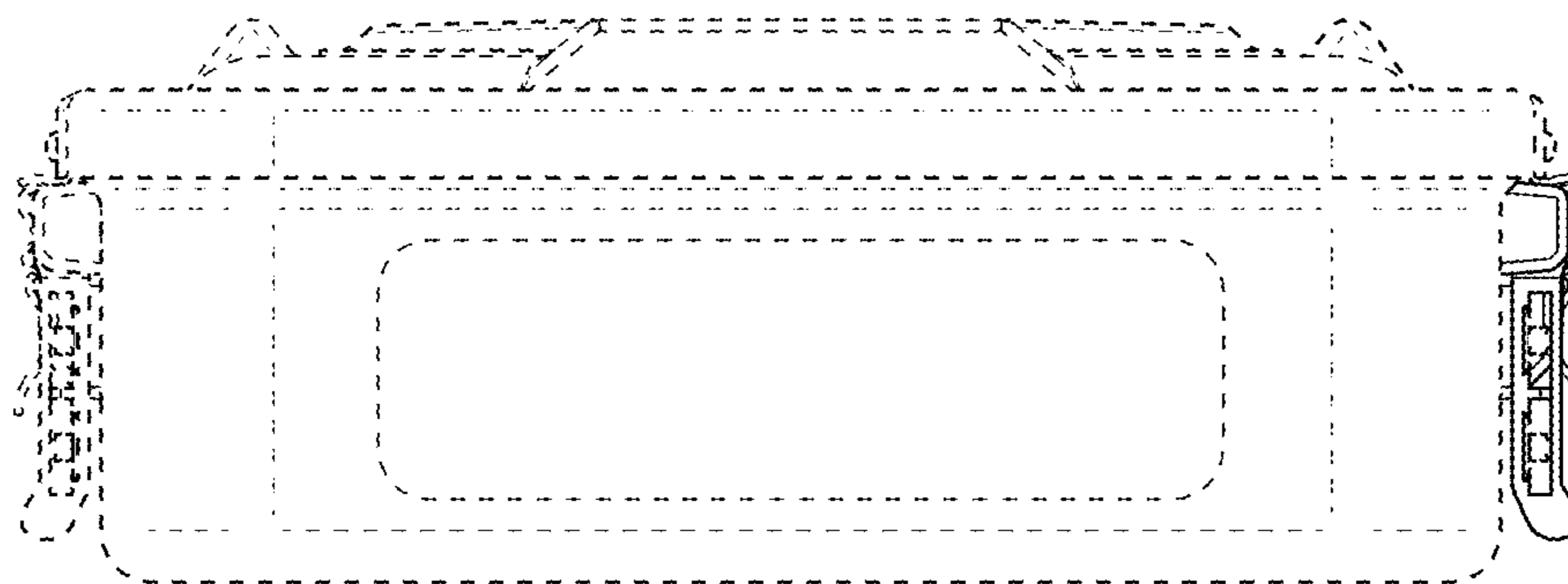


FIG. 2




FIG. 3

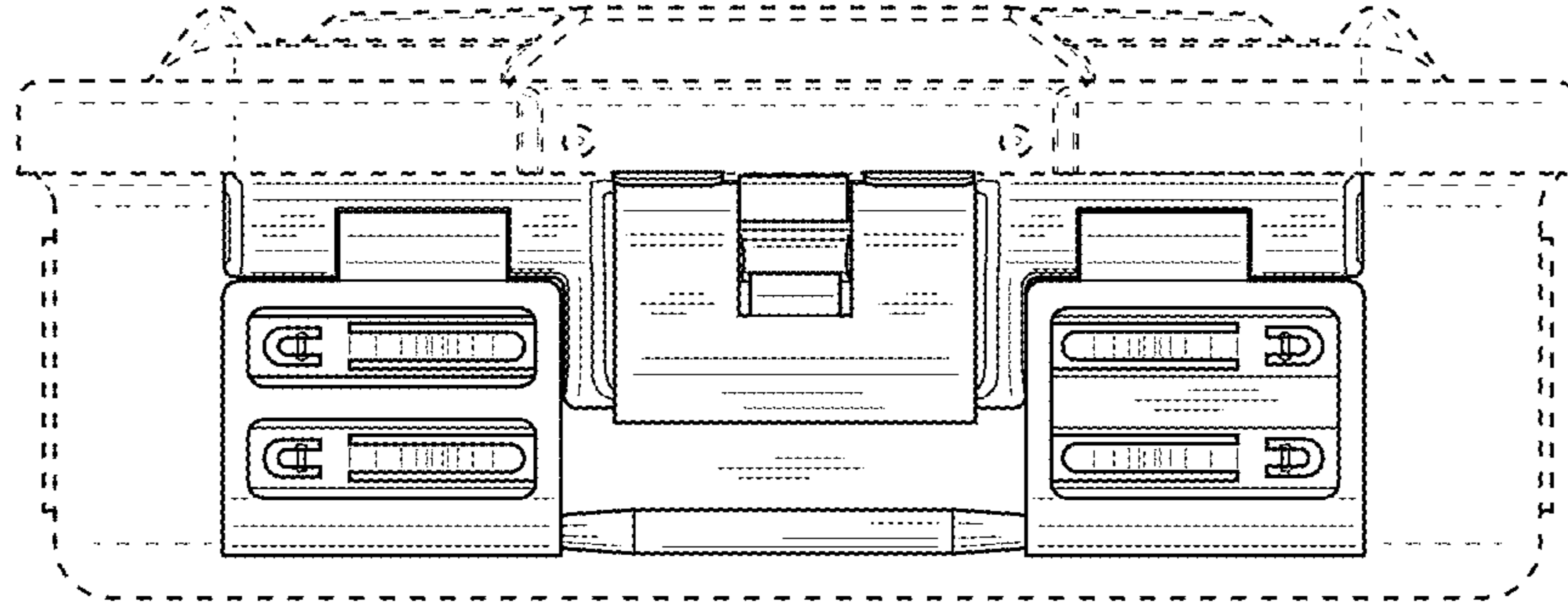


FIG. 4

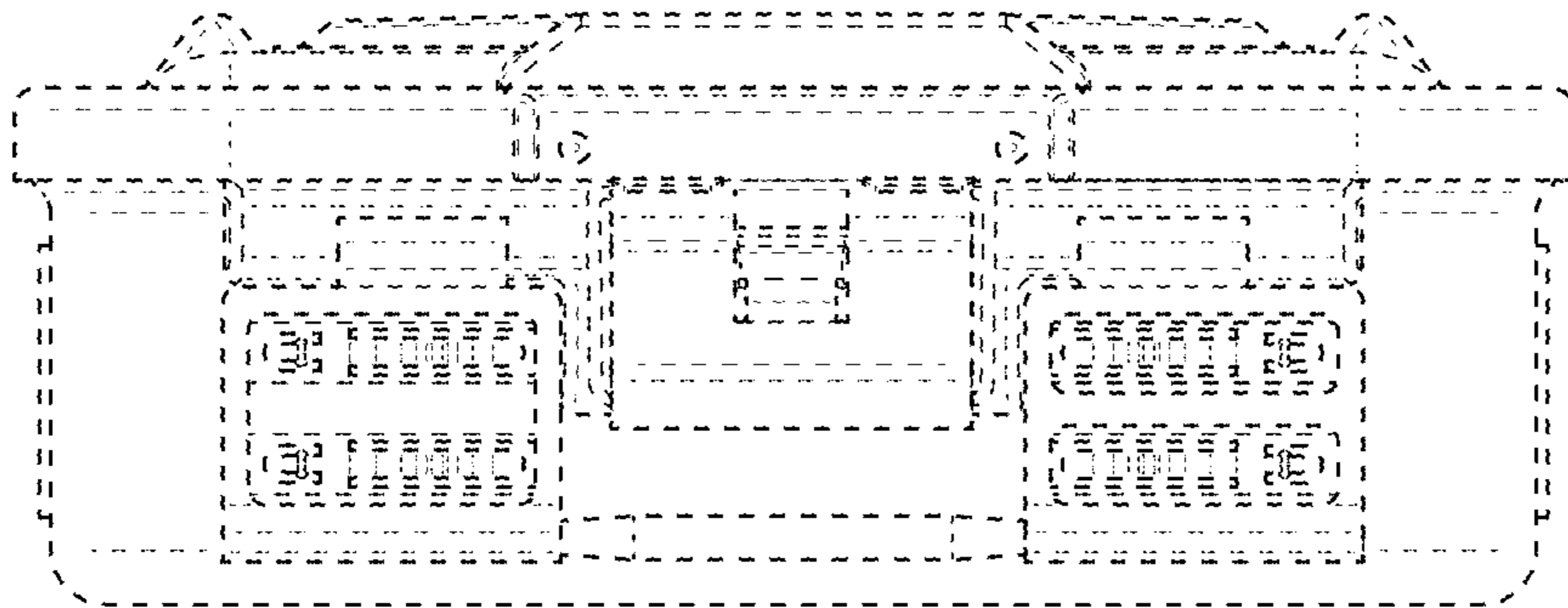


FIG. 5




FIG. 7

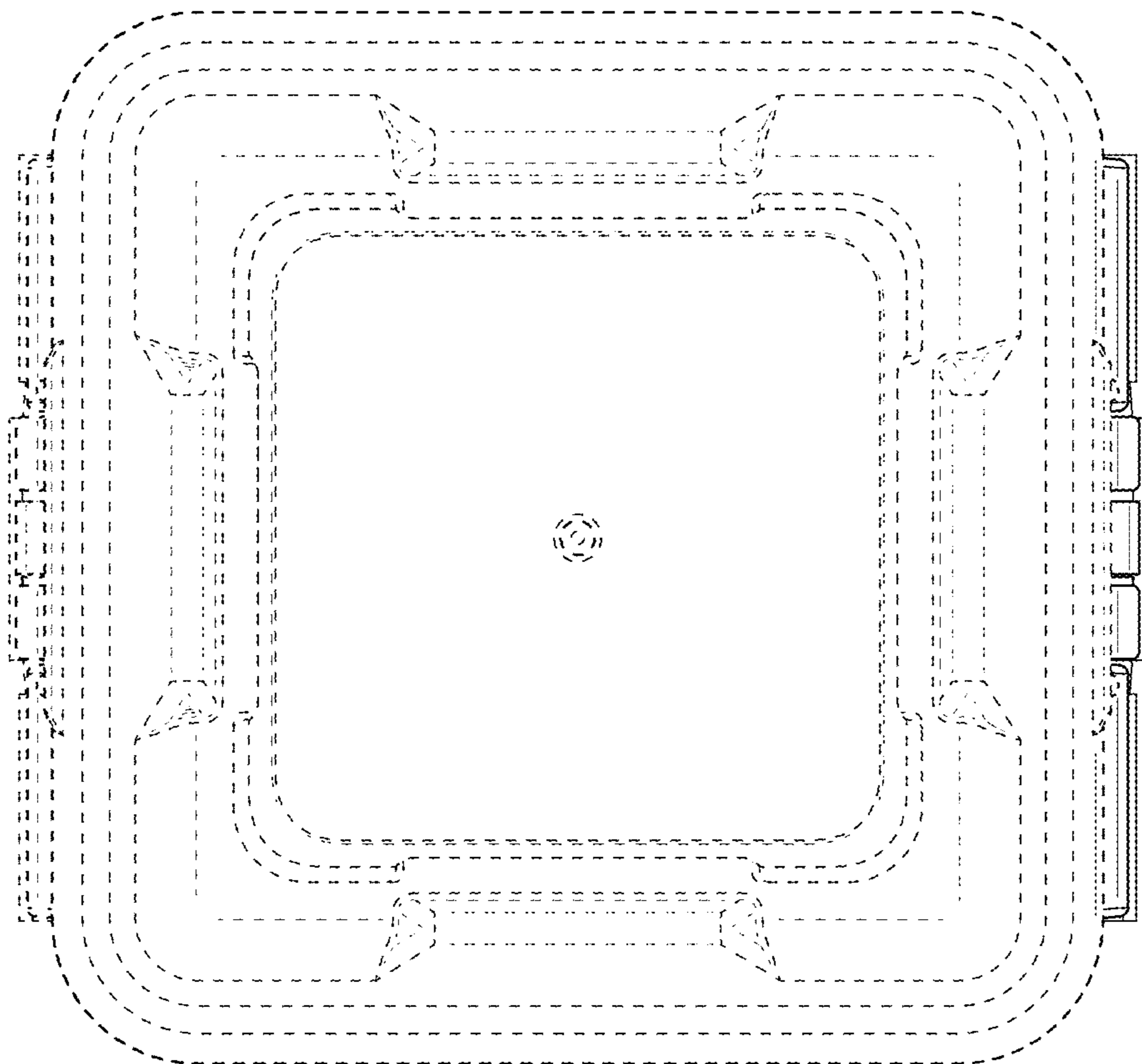


FIG. 6