



US00D772424S

(12) **United States Design Patent** (10) **Patent No.:** **US D772,424 S**  
**Kram et al.** (45) **Date of Patent:** **\*\* Nov. 22, 2016**

(54) **ARCUATE MEMBER FOR MOVING LIQUIDS ALONG A MICROSCOPE SLIDE**

(71) Applicant: **Ventana Medical Systems, Inc.,**  
Tucson, AZ (US)

(72) Inventors: **Brian Howard Kram,** Tucson, AZ (US); **Kevin David Marshall,** Tucson, AZ (US); **Michael Otter,** Tucson, AZ (US); **Carl David Martin,** Oro Valley, AZ (US); **Jessica Jones,** Oro Valley, AZ (US)

(73) Assignee: **Ventana Medical Systems, Inc.,**  
Tucson, AZ (US)

(\*\*) Term: **14 Years**

(21) Appl. No.: **29/514,753**

(22) Filed: **Jan. 15, 2015**

**Related U.S. Application Data**

(62) Division of application No. 29/450,292, filed on Mar. 15, 2013, now Pat. No. Des. 728,120.

(51) **LOC (10) Cl.** ..... **24-01**

(52) **U.S. Cl.**  
USPC ..... **D24/216**

(58) **Field of Classification Search**

USPC ..... D24/216-230, 231, 232, 107, 169, 186;  
D10/81

CPC ..... B01L 2200/10; B01L 2200/16; B01L 2300/0809; B01L 2300/0816; B01L 2300/0822; B01L 2300/0829; B01L 2300/0832; B01L 2300/0806; B01L 2300/0861; G01N 21/0483; G01N 21/0303; G01N 35/00029; G01N 2035/00019; G01N 2035/00306; G01N 2035/00326; G01N 1/2813; G01N 1/312

See application file for complete search history.

(56) **References Cited**

U.S. PATENT DOCUMENTS  
3,551,023 A 12/1970 Brackett  
3,556,633 A 1/1971 Mutschmann et al.

(Continued)

FOREIGN PATENT DOCUMENTS

EP 0310399 4/1989  
EP 0334534 9/1989  
EP 0502108 9/1992  
EP 0611598 8/1994  
EP 0801732 10/1997  
GB 1562643 3/1980  
JP 7043278 2/1995  
JP 2008507701 3/2008  
WO 9115826 10/1991

(Continued)

OTHER PUBLICATIONS

English Translation of Japanese Office Action mailed Oct. 2, 2013, Japanese Patent Office, JP Patent Application No. 2012-539061, International Filing Date: Nov. 15, 2010, Applicant: Ventana Medical Systems, Inc. (3 pages).

(Continued)

*Primary Examiner* — Anhdao Doan

(74) *Attorney, Agent, or Firm* — Perkins Coie LLP

(57) **CLAIM**

The ornamental design for an arcuate member for moving liquids along a microscope slide, as shown and described.

**DESCRIPTION**

FIG. 1 is a perspective view of an arcuate member showing the new design.

FIG. 2 is a front view of the arcuate member in FIG. 1.

FIG. 3 is a back view of the arcuate member in FIG. 1.

FIG. 4 is a left side view of the arcuate member in FIG. 1.

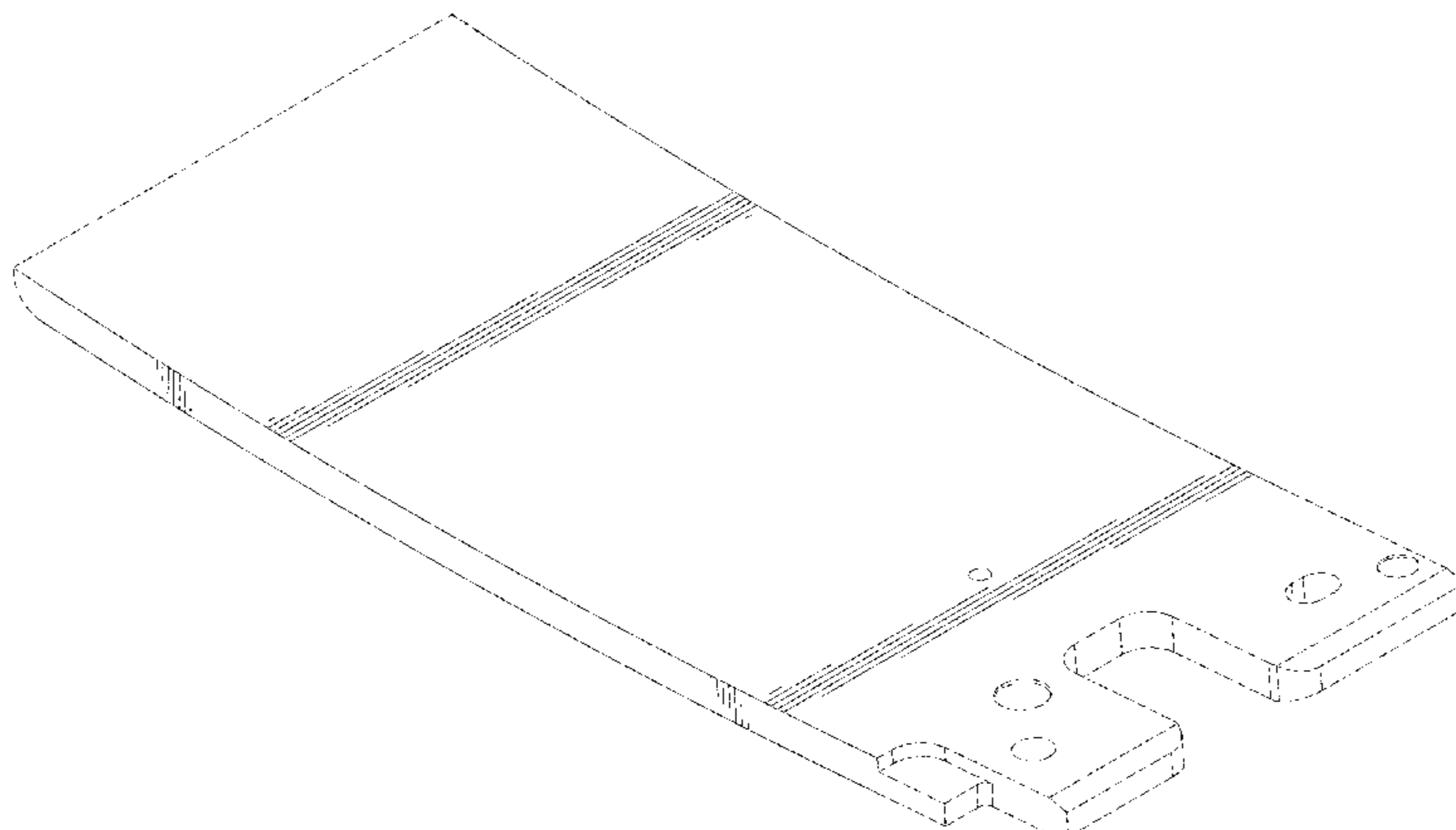
FIG. 5 is a right side view of the arcuate member in FIG. 1.

FIGS. 6 and 7 are detailed views of portions of the arcuate member in FIG. 1.

FIG. 8 is a top view of the arcuate member in FIG. 1; and,

FIG. 9 is a bottom view of the arcuate member in FIG. 1. The details shown in broken lines illustrate portions of the arcuate member that form no part of the claimed design.

**1 Claim, 5 Drawing Sheets**



(56)

References Cited

U.S. PATENT DOCUMENTS

3,672,745 A 6/1972 Speelman  
 3,961,346 A 6/1976 White  
 3,972,423 A 8/1976 Tipton  
 4,023,949 A 5/1977 Schlom et al.  
 4,030,341 A \* 6/1977 Sullivan ..... G01N 1/2813  
 73/61.54  
 4,107,940 A 8/1978 Schlom et al.  
 4,146,414 A 3/1979 Stormby  
 4,156,351 A 5/1979 Schlom et al.  
 4,203,797 A 5/1980 Stormby  
 4,336,765 A 6/1982 Coughlin  
 4,359,013 A 11/1982 Prevo  
 4,392,450 A 7/1983 Prevo  
 4,418,527 A 12/1983 Schlom et al.  
 4,428,793 A 1/1984 Sato et al.  
 4,597,982 A 7/1986 Delameter  
 4,731,335 A 3/1988 Brigati  
 4,777,020 A 10/1988 Brigati  
 4,790,640 A 12/1988 Nason  
 4,801,431 A 1/1989 Cuomo et al.  
 4,849,340 A 7/1989 Oberhardt  
 4,911,782 A 3/1990 Brown  
 5,002,736 A 3/1991 Babbitt et al.  
 5,023,187 A 6/1991 Koebler et al.  
 5,075,079 A 12/1991 Kerr et al.  
 5,188,963 A 2/1993 Stapleton  
 5,256,241 A 10/1993 Noever  
 5,273,905 A 12/1993 Muller et al.  
 5,281,516 A 1/1994 Stapleton et al.  
 5,338,358 A 8/1994 Mizusawa et al.  
 5,503,803 A 4/1996 Brown  
 5,527,510 A 6/1996 Atwood et al.  
 5,580,414 A 12/1996 Ljungmann  
 5,650,332 A 7/1997 Gao et al.  
 5,658,723 A 8/1997 Oberhardt  
 5,681,741 A 10/1997 Atwood et al.  
 5,812,312 A 9/1998 Lorincz  
 5,830,028 A 11/1998 Zovko et al.  
 5,895,761 A \* 4/1999 Jacobs ..... G01N 35/00029  
 422/408  
 5,985,669 A 11/1999 Palander  
 5,989,386 A 11/1999 Elliott  
 6,037,168 A 3/2000 Brown  
 6,083,759 A 7/2000 Teshima  
 6,146,592 A 11/2000 Kawashima et al.  
 6,180,314 B1 1/2001 Berndt  
 6,197,494 B1 3/2001 Oberhardt  
 6,239,906 B1 5/2001 Lorincz  
 D445,909 S 7/2001 Pogorzelski  
 6,302,985 B1 10/2001 Takahashi et al.  
 6,358,475 B1 3/2002 Berndt  
 6,382,693 B1 5/2002 Ljungmann  
 6,385,987 B2 5/2002 Schlom et al.  
 6,395,536 B2 5/2002 Freeman  
 6,403,931 B1 6/2002 Showalter et al.  
 D464,141 S 10/2002 McMenamy et al.  
 6,474,386 B2 11/2002 Takahashi et al.  
 6,485,918 B1 11/2002 Schermer et al.  
 6,486,947 B2 11/2002 Modlin et al.  
 6,544,395 B1 4/2003 Merchant et al.  
 6,544,793 B2 4/2003 Berndt  
 6,544,798 B1 4/2003 Christensen et al.  
 6,567,214 B2 5/2003 Lorincz  
 6,568,447 B1 5/2003 Sakai et al.  
 6,589,650 B1 7/2003 Govek et al.  
 6,626,224 B1 9/2003 Ljungmann  
 6,703,247 B1 3/2004 Chu  
 6,717,657 B2 4/2004 Berndt  
 D495,806 S 9/2004 Norholm  
 6,796,353 B2 9/2004 Lang et al.  
 7,063,758 B2 6/2006 Sakayori et al.  
 7,186,383 B2 3/2007 Webster  
 7,271,006 B2 9/2007 Reinhardt et al.  
 7,300,804 B2 11/2007 Sellek-Prince

D569,990 S 5/2008 Fisch  
 7,378,055 B2 5/2008 Lemme et al.  
 7,425,306 B1 9/2008 Kram  
 D579,037 S \* 10/2008 Kerrod ..... D16/131  
 D583,065 S \* 12/2008 Potter ..... D24/216  
 7,468,160 B2 12/2008 Thompson et al.  
 7,468,161 B2 12/2008 Reinhardt et al.  
 7,470,541 B2 12/2008 Copeland et al.  
 7,615,371 B2 11/2009 Kram  
 7,820,381 B2 10/2010 Lemme et al.  
 D645,971 S 9/2011 Taylor et al.  
 8,911,815 B2 12/2014 Kram et al.  
 2002/0182115 A1 12/2002 Aghassi et al.  
 2003/0087292 A1 5/2003 Chen et al.  
 2003/0203493 A1 10/2003 Lemme et al.  
 2003/0211630 A1 11/2003 Richards et al.  
 2003/0231987 A1 12/2003 Carmack et al.  
 2004/0023371 A1 2/2004 Fawcett  
 2004/0082058 A1 4/2004 Schleifer et al.  
 2004/0092024 A1 5/2004 Reinhardt et al.  
 2005/0089949 A1 4/2005 Baer et al.  
 2005/0153453 A1 7/2005 Copeland et al.  
 2005/0164374 A1 7/2005 Kram  
 2005/0186114 A1 8/2005 Reinhardt et al.  
 2005/0270642 A1 12/2005 McLellan et al.  
 2006/0019302 A1 1/2006 Lemme et al.  
 2006/0035369 A1 2/2006 Gauer et al.  
 2006/0051253 A1 3/2006 Gausepohl  
 2006/0105462 A1 5/2006 Sellek-Prince  
 2006/0120921 A1 6/2006 Elliot et al.  
 2006/0148063 A1 7/2006 Fauzzi et al.  
 2006/0166371 A1 7/2006 Testa et al.  
 2008/0050511 A1 2/2008 Sellek-Prince  
 2010/0031757 A1 2/2010 Hoyer  
 2011/0217731 A1 9/2011 Burgart et al.  
 2011/0305842 A1 12/2011 Kram  
 2013/0052331 A1 2/2013 Kram et al.  
 2013/0203100 A1 8/2013 Otter et al.  
 2015/0071833 A1 3/2015 Kram et al.

FOREIGN PATENT DOCUMENTS

WO 9319207 9/1993  
 WO 9520176 7/1995  
 WO 9621142 7/1996  
 WO 9709616 3/1997  
 WO 9726541 7/1997  
 WO 9934190 7/1999  
 WO 9949295 9/1999  
 WO WO-9944030 9/1999  
 WO 2005064309 7/2005  
 WO 2006012498 2/2006  
 WO 2006055096 5/2006  
 WO 2010074915 7/2010  
 WO 2010074917 7/2010  
 WO 2011002779 1/2011  
 WO 2011060387 5/2011  
 WO 2011139978 11/2011  
 WO 2013127990 9/2013  
 WO 2014102160 7/2014  
 WO 2014102161 7/2014  
 WO 2014102183 7/2014  
 WO 2014105739 7/2014  
 WO 2014105744 7/2014

OTHER PUBLICATIONS

International Searching Authority: European Patent Office; International Search Report for PCT Application No. PCT/EP2013/077648, Applicant: Ventana Medical Systems, Inc., Date of Mailing: Sep. 16, 2014 (4 pages).  
 International Searching Authority, International Search Report and Written Opinion for PCT/US2010/056752, Applicant: Ventana Medical Systems, Inc., Date of mailing: Apr. 29, 2011, (8 pages).

\* cited by examiner

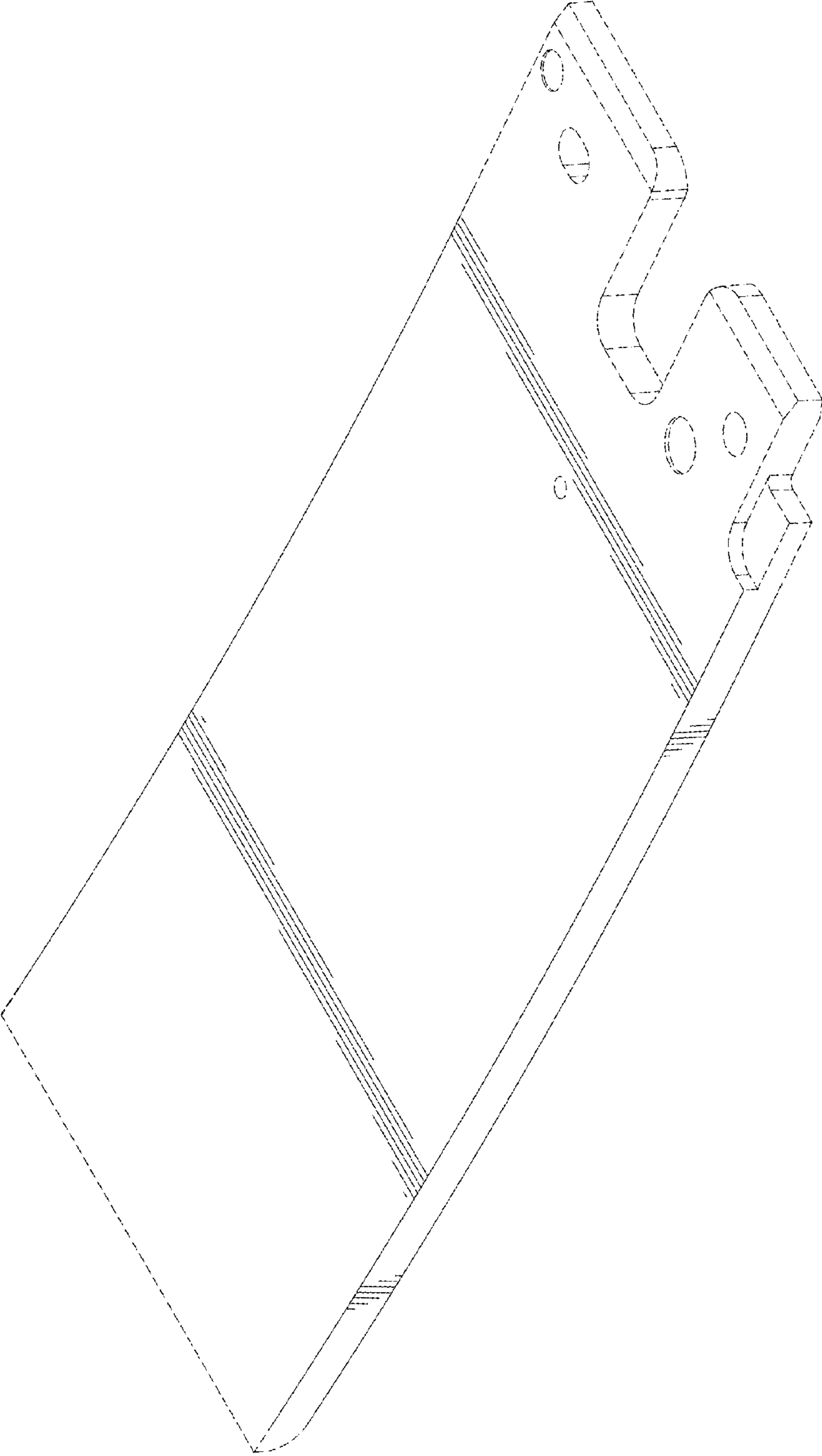


FIG. 1

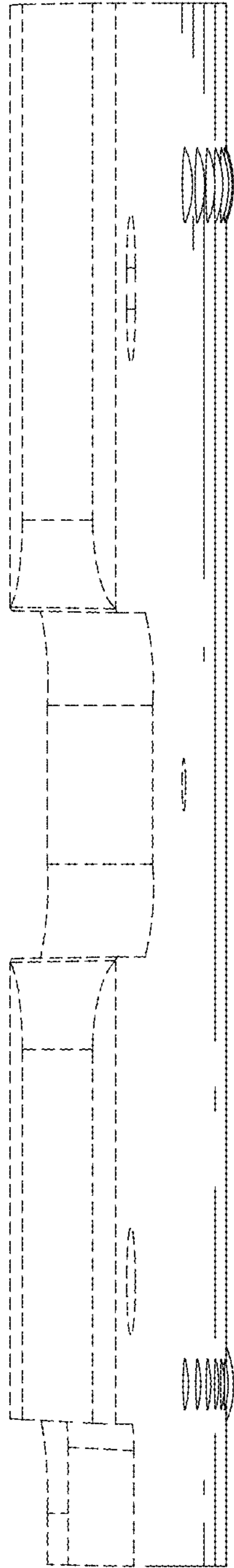


FIG. 2

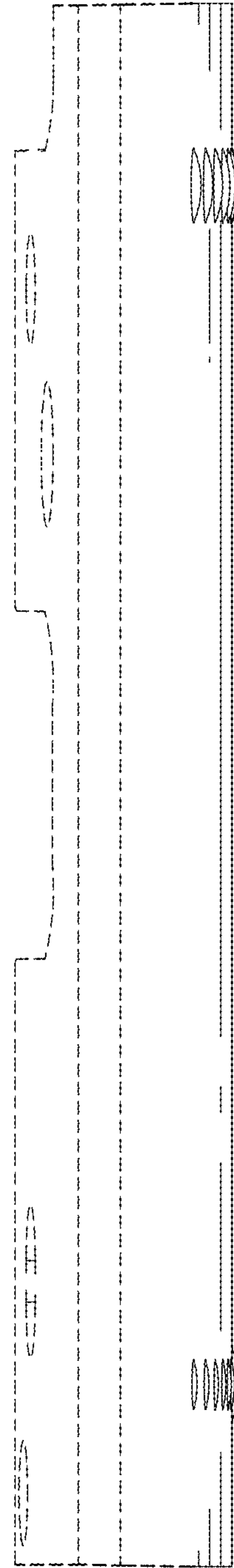


FIG. 3

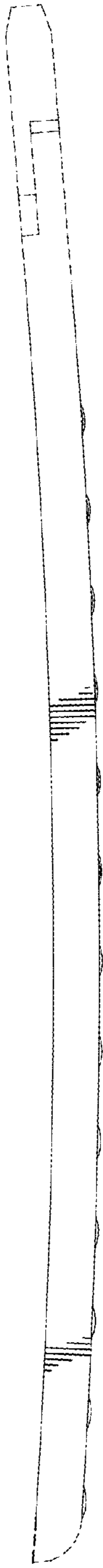


FIG. 4

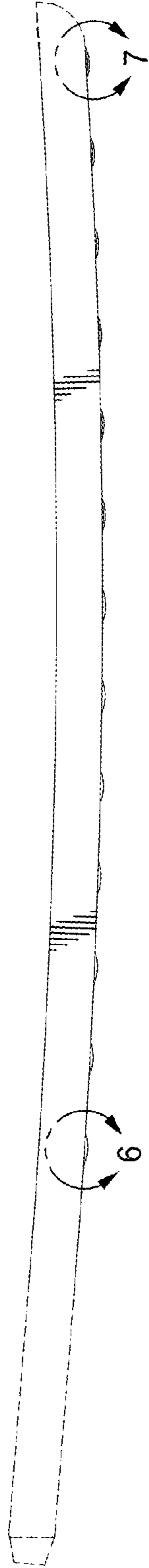


FIG. 5

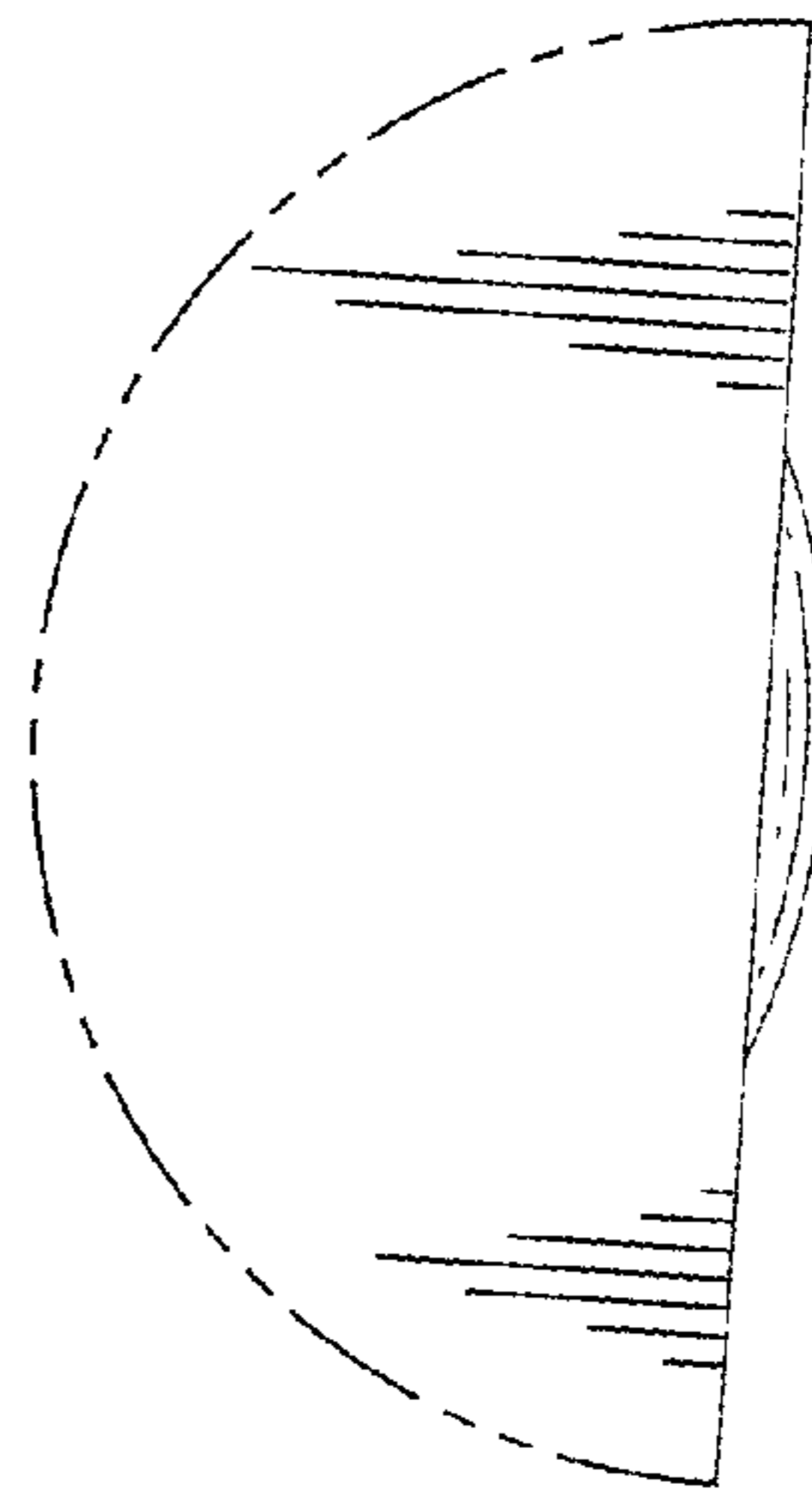


FIG. 6

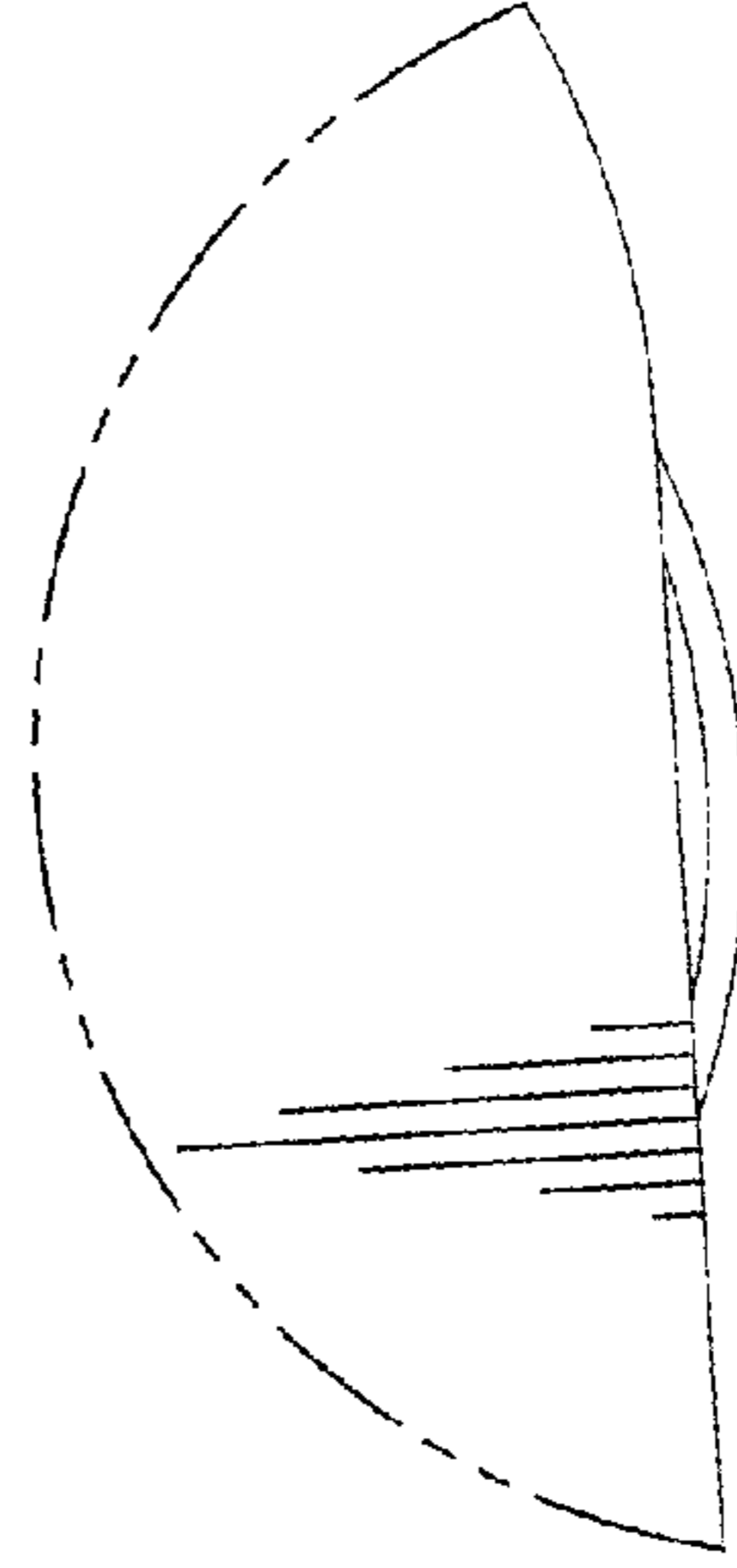


FIG. 7




FIG. 8

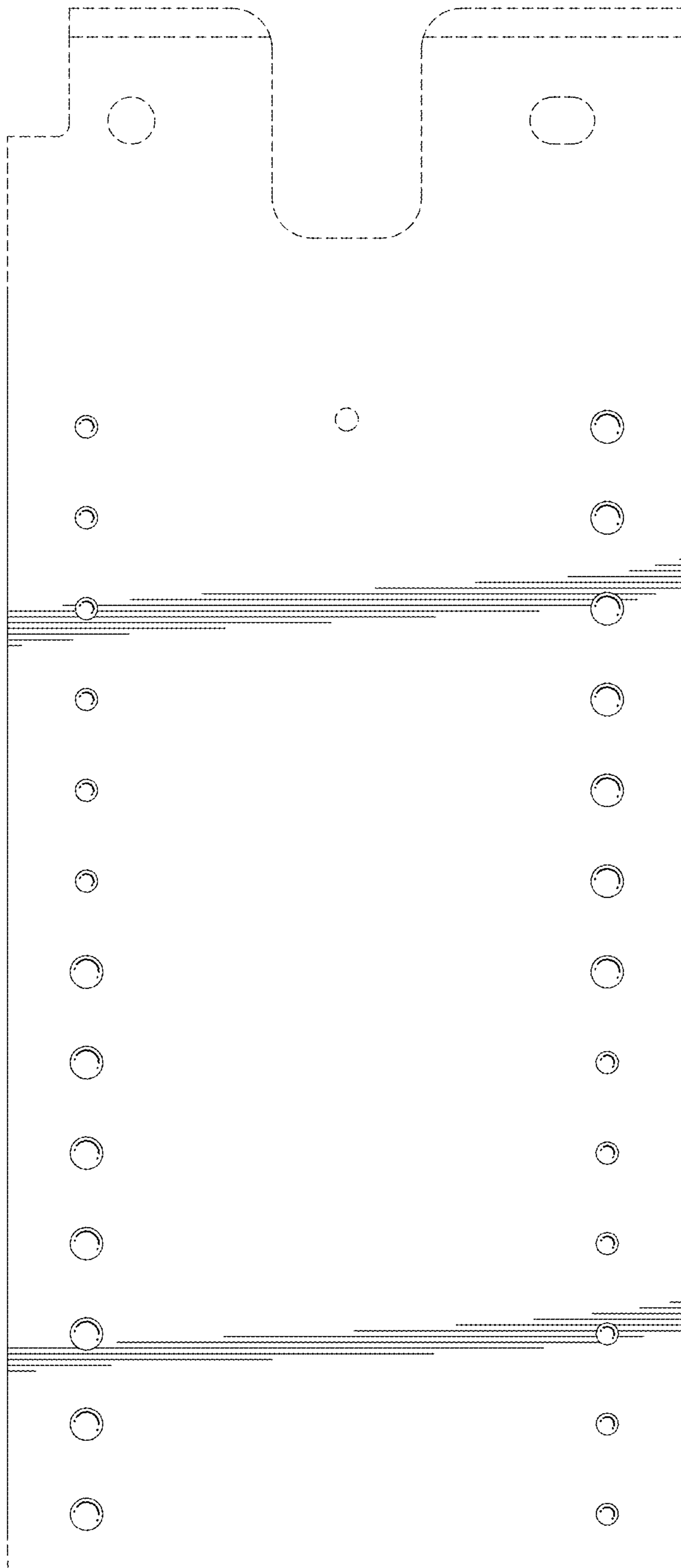


FIG. 9