



US00D772422S

(12) **United States Design Patent** (10) **Patent No.:** **US D772,422 S**  
**Sedic** (45) **Date of Patent:** **\*\* Nov. 22, 2016**

(54) **PERSONAL MASSAGER**  
(71) Applicant: **LELO Inc.**, San Jose, CA (US)  
(72) Inventor: **Filip Sedic**, Stockholm (SE)  
(73) Assignee: **LELO Inc.**, San Jose, CA (US)  
(\*\*) Term: **15 Years**  
(21) Appl. No.: **29/538,784**  
(22) Filed: **Sep. 8, 2015**  
(51) **LOC (10) Cl.** ..... **28-03**  
(52) **U.S. Cl.**  
USPC ..... **D24/215**  
(58) **Field of Classification Search**  
USPC ..... D24/200, 211, 212, 213, 214, 215;  
601/19, 27-32, 46, 48, 52, DIG. 12,  
601/DIG. 14, DIG. 15, DIG. 16, DIG. 17, 99,  
601/112, 113, 118, 119, 120, 121;  
D30/160; D14/218; D11/26  
CPC ..... A61H 19/30; A61H 19/32; A61H 19/34;  
A61H 19/40; A61H 19/44; A61H 19/50;  
A61H 19/00; A61H 2201/0153; A61H  
2201/0207; A61H 2201/0263; A61H  
2201/0111; A61H 2201/1253; A61H  
2205/082; A61H 2205/085; A61H 15/0085;  
A61H 15/0092  
See application file for complete search history.

(56) **References Cited**  
U.S. PATENT DOCUMENTS

D454,959 S *	3/2002	Harris	.....	D24/214
D464,119 S *	10/2002	Blomstrom	.....	D23/252
D509,301 S *	9/2005	Talbot	.....	D24/215
D574,504 S *	8/2008	Imboden	.....	D24/215
D637,308 S *	5/2011	Imboden	.....	D24/215
D637,309 S *	5/2011	Park	.....	D24/215
D643,128 S *	8/2011	Mohamed	.....	D24/215

D652,943 S *	1/2012	Chong	.....	D24/215
D653,349 S *	1/2012	Chong	.....	D24/215
D671,226 S *	11/2012	Aulwes	.....	D24/215
D692,570 S *	10/2013	Luzon	.....	D24/215
D706,440 S *	6/2014	Hahr	.....	D24/215
D726,926 S *	4/2015	Matsushita	.....	D24/200
D726,927 S *	4/2015	Matsushita	.....	D24/200
D727,514 S *	4/2015	Matsushita	.....	D24/200
D750,797 S *	3/2016	Mannheim	.....	D24/215
D758,600 S *	6/2016	Matsushita	.....	D24/200
D759,258 S *	6/2016	Staab	.....	D24/211
2015/0133832 A1 *	5/2015	Courtion	.....	A61F 7/00 601/18
2015/0150599 A1 *	6/2015	Matsushita	.....	A61N 2/06 604/20

\* cited by examiner

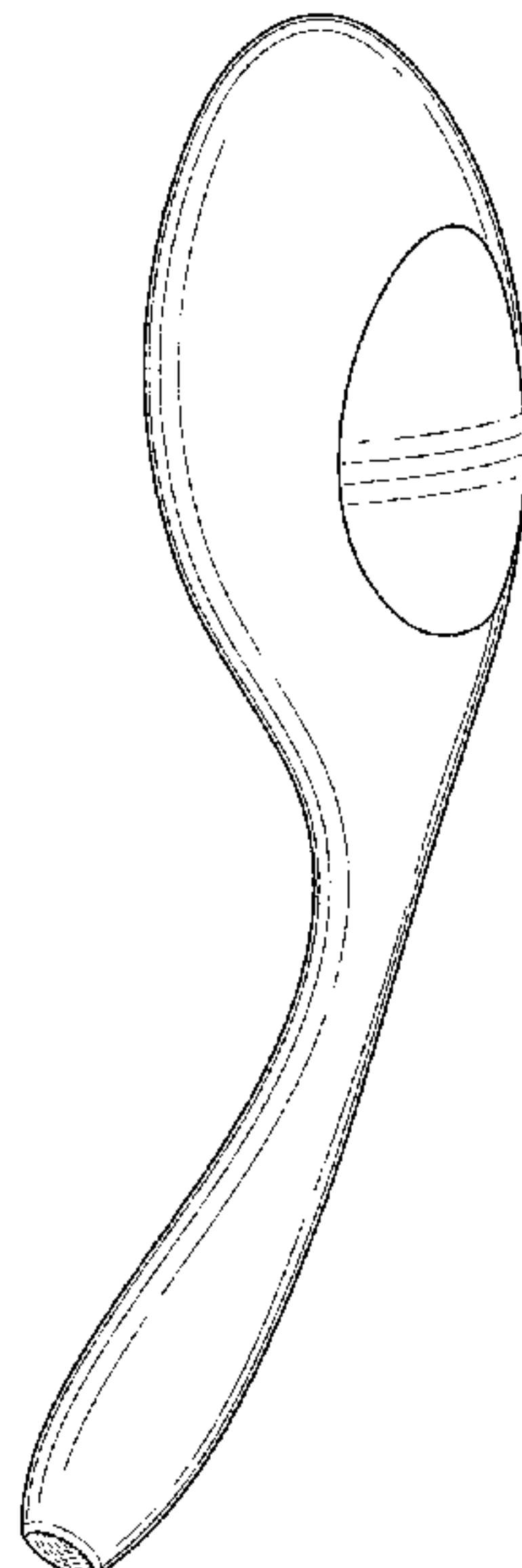
*Primary Examiner* — Sandra Snapp  
(74) *Attorney, Agent, or Firm* — Fenwick & West LLP

(57) **CLAIM**  
The ornamental design for a personal massager, as shown and described.

**DESCRIPTION**

FIG. 1 is a front, top, right side perspective view of a personal massager showing our new design;  
FIG. 2 is a rear, bottom, and right side perspective view thereof;  
FIG. 3 is a front view thereof;  
FIG. 4 is a rear view thereof;  
FIG. 5 is a right side view thereof;  
FIG. 6 is a left side view thereof;  
FIG. 7 is a top view thereof; and,  
FIG. 8 is a bottom view thereof.  
The broken lines in the drawings showing portions of the personal massager are included for the purpose of illustrating environmental structure and form no part of the claimed design.

**1 Claim, 7 Drawing Sheets**



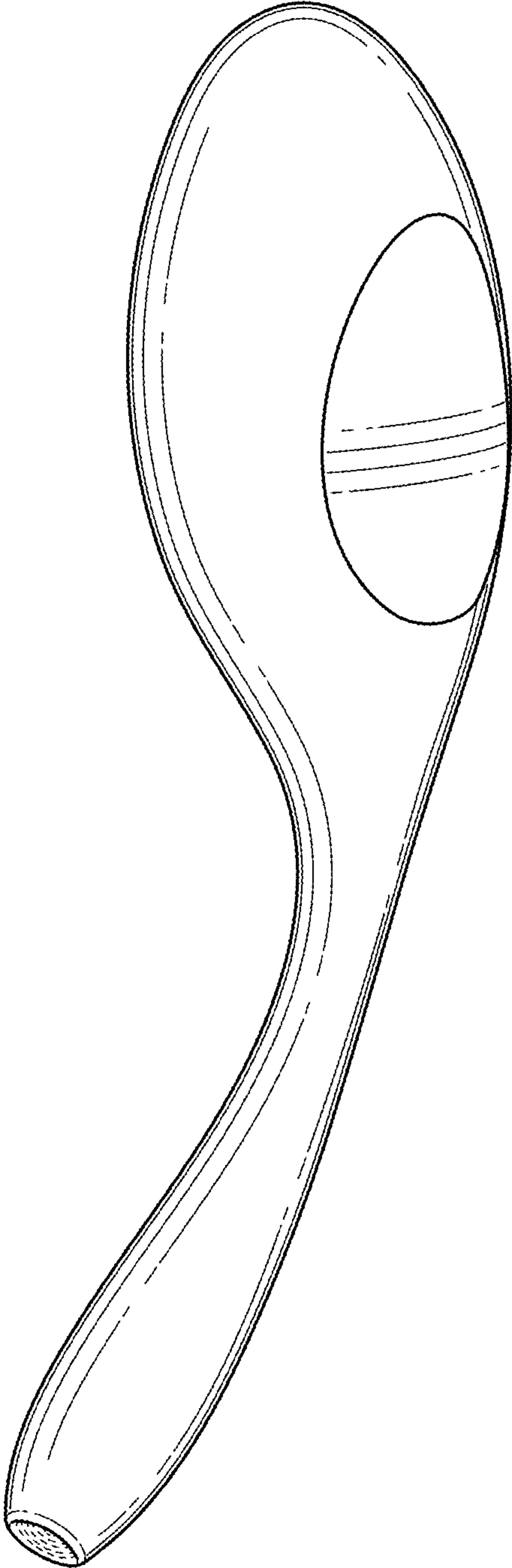


FIG. 1

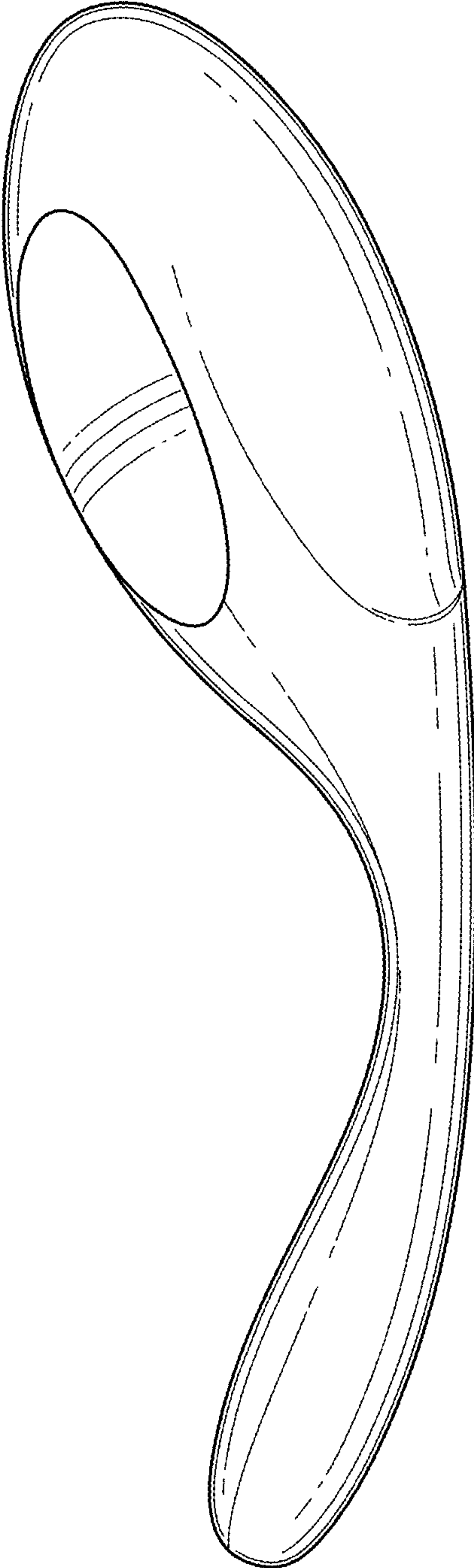


FIG. 2

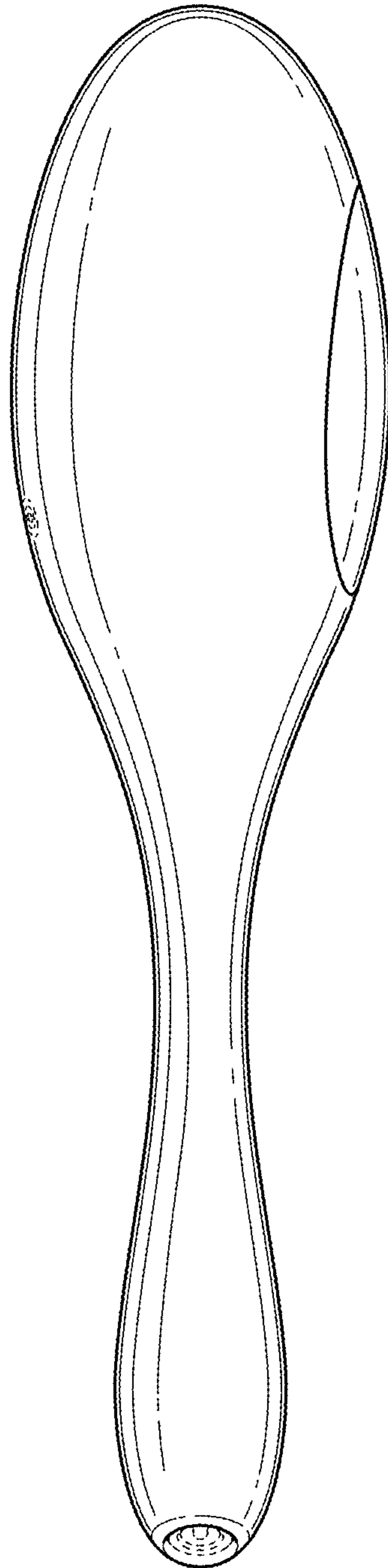


FIG. 3

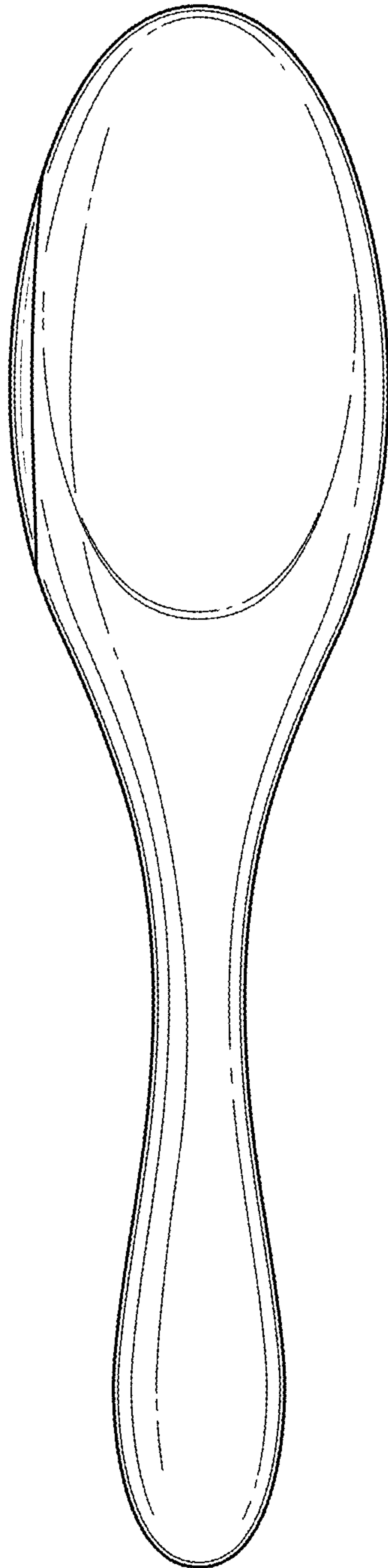


FIG. 4

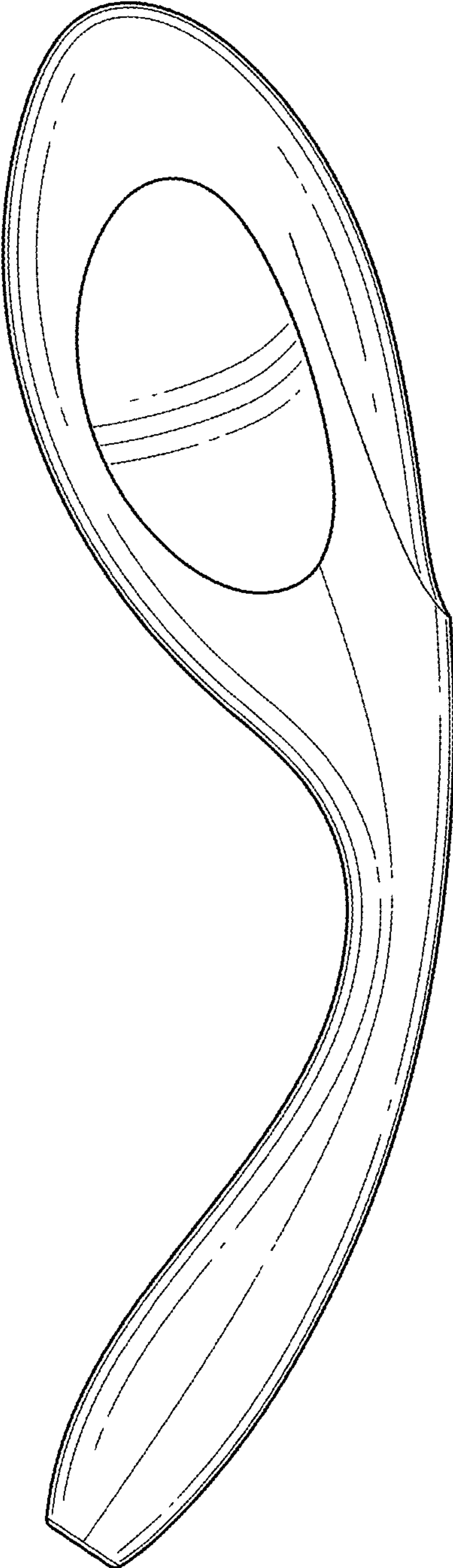


FIG. 5

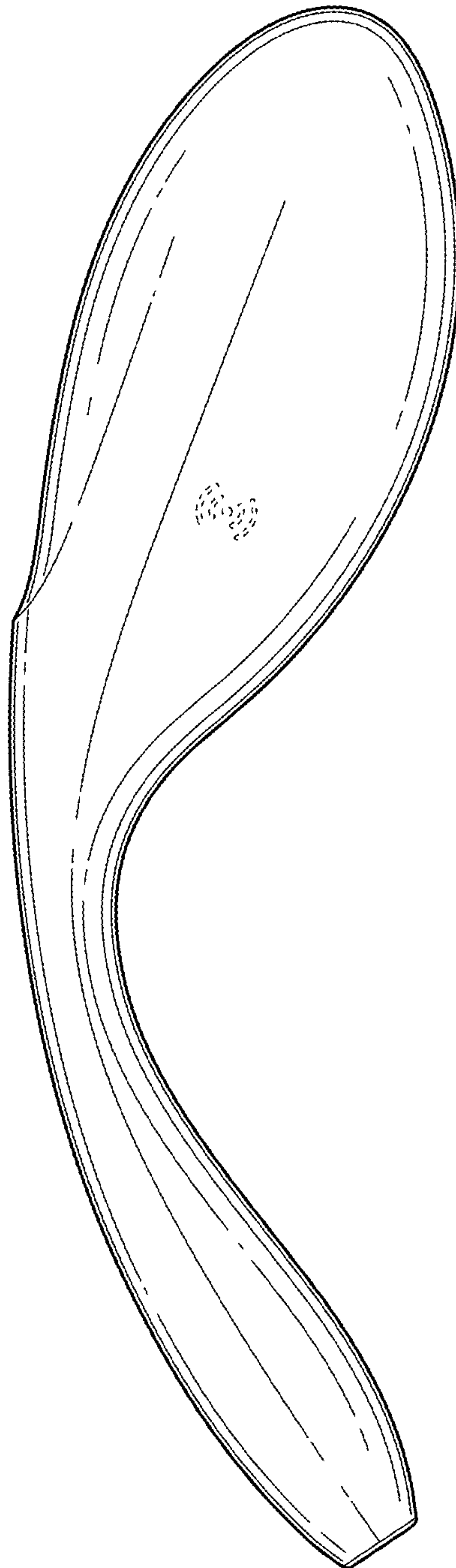


FIG. 6



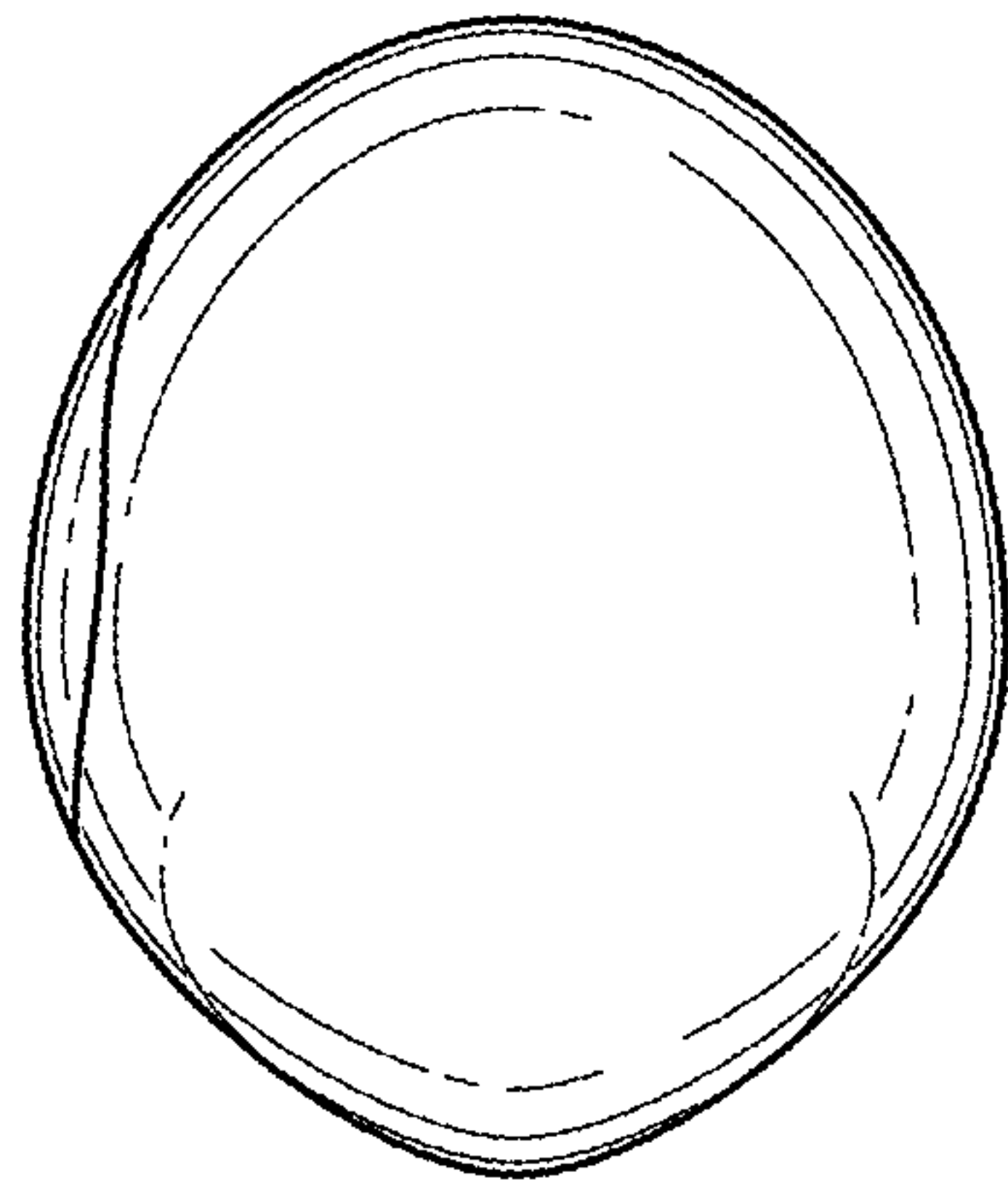


FIG. 7

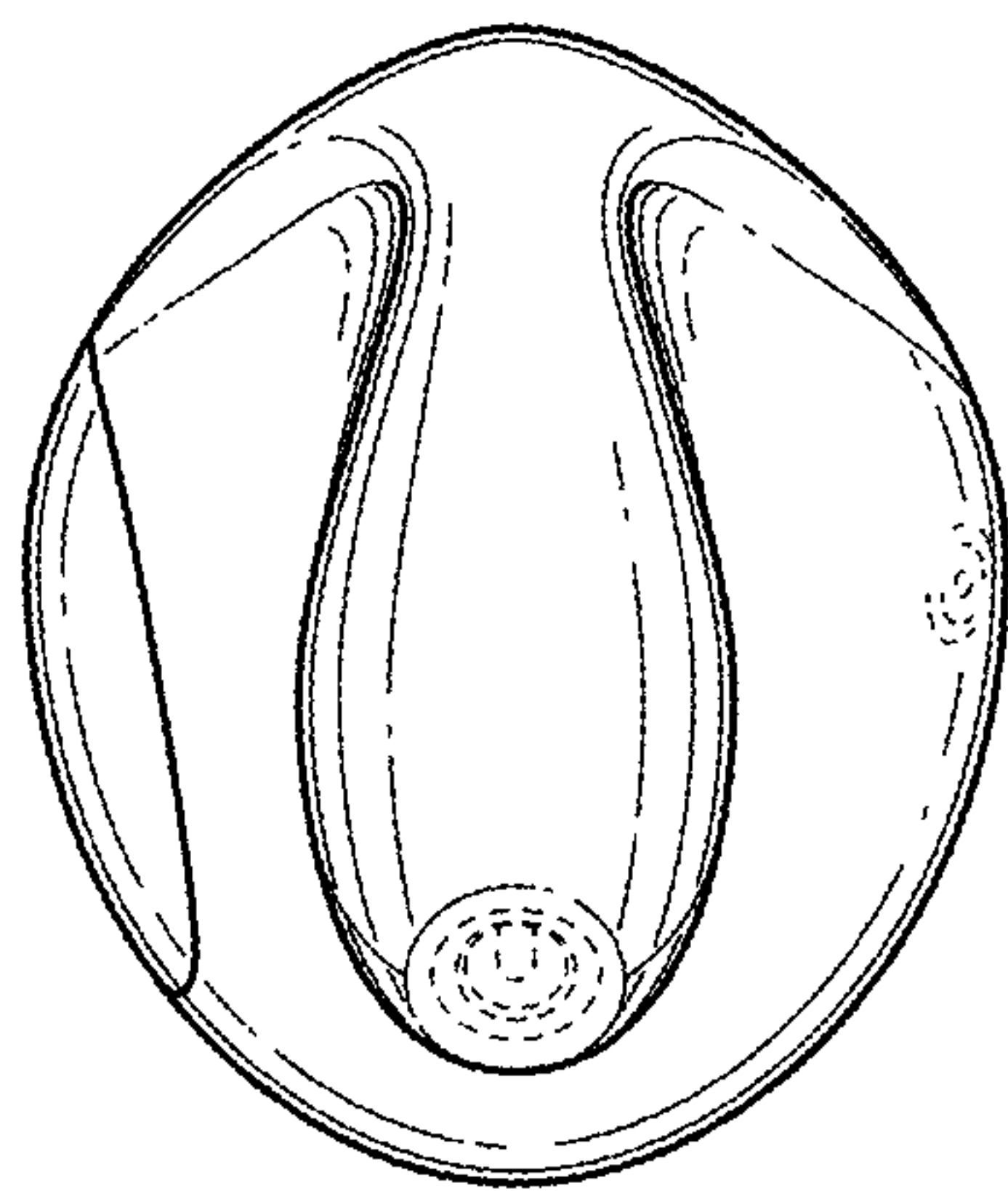


FIG. 8