



US00D772420S

(12) **United States Design Patent** (10) **Patent No.:** **US D772,420 S**
Moir et al. (45) **Date of Patent:** **** Nov. 22, 2016**

(54) **SPA**
(71) Applicant: **Sundance Spas, Inc.**, Chino, CA (US)
(72) Inventors: **Erica Moir**, Santa Ana, CA (US); **Jesus Galaz**, Azusa, CA (US); **Luis Sanchez**, Chino Hills, CA (US); **Adrian Alfaro**, Menifee, CA (US); **John Clark**, Huntington Beach, CA (US)
(73) Assignee: **Sundance Spas, Inc.**, Chino, CA (US)
(**) Term: **14 Years**
(21) Appl. No.: **29/507,344**
(22) Filed: **Oct. 27, 2014**
(51) **LOC (10) Cl.** **23-02**
(52) **U.S. Cl.**
USPC **D24/204**
(58) **Field of Classification Search**
USPC D23/276-278, 280.1-280.3; D24/200, D24/201, 202, 203, 204, 206; D25/2; 4/541.1-541.6, 547, 578.1, 579; 601/154-158
CPC .. A61H 33/00; A61H 33/0087; A61H 33/02; A61H 33/60; A61H 33/6063; E04H 2004/0068
See application file for complete search history.

5,829,069 A 11/1998 Morgan et al.
6,003,166 A * 12/1999 Hald A61H 33/6026
137/563
D425,165 S * 5/2000 Klimenko D21/815
D426,309 S 6/2000 Magray et al.
D429,528 S 8/2000 Magray et al.
6,170,094 B1 1/2001 Weise et al.
D444,565 S * 7/2001 Devenish D24/204
6,450,418 B1 9/2002 Simpson et al.
6,595,435 B1 7/2003 Cardenas
D502,989 S 3/2005 Turcotte et al.
D510,983 S 10/2005 Kergoet
D527,827 S * 9/2006 Spicer D24/204
D559,991 S * 1/2008 Dragovich D24/204
D575,406 S * 8/2008 Layfield D24/204
D585,140 S 1/2009 Scali et al.
D596,304 S * 7/2009 St-Hilaire D24/204
8,407,823 B2 4/2013 Sorensen et al.
8,789,216 B2 7/2014 Sorensen et al.
2001/0018776 A1 9/2001 Koren et al.
2003/0154544 A1 8/2003 Toye et al.
2005/0086733 A1 4/2005 Li et al.
2005/0155144 A1 7/2005 McDonald et al.

(Continued)

Primary Examiner — Susan E Krakower
Assistant Examiner — Lisa A Grabenstetter
(74) *Attorney, Agent, or Firm* — The Webb Law Firm

(57) **CLAIM**
The ornamental design for a Spa, as shown and described.

DESCRIPTION

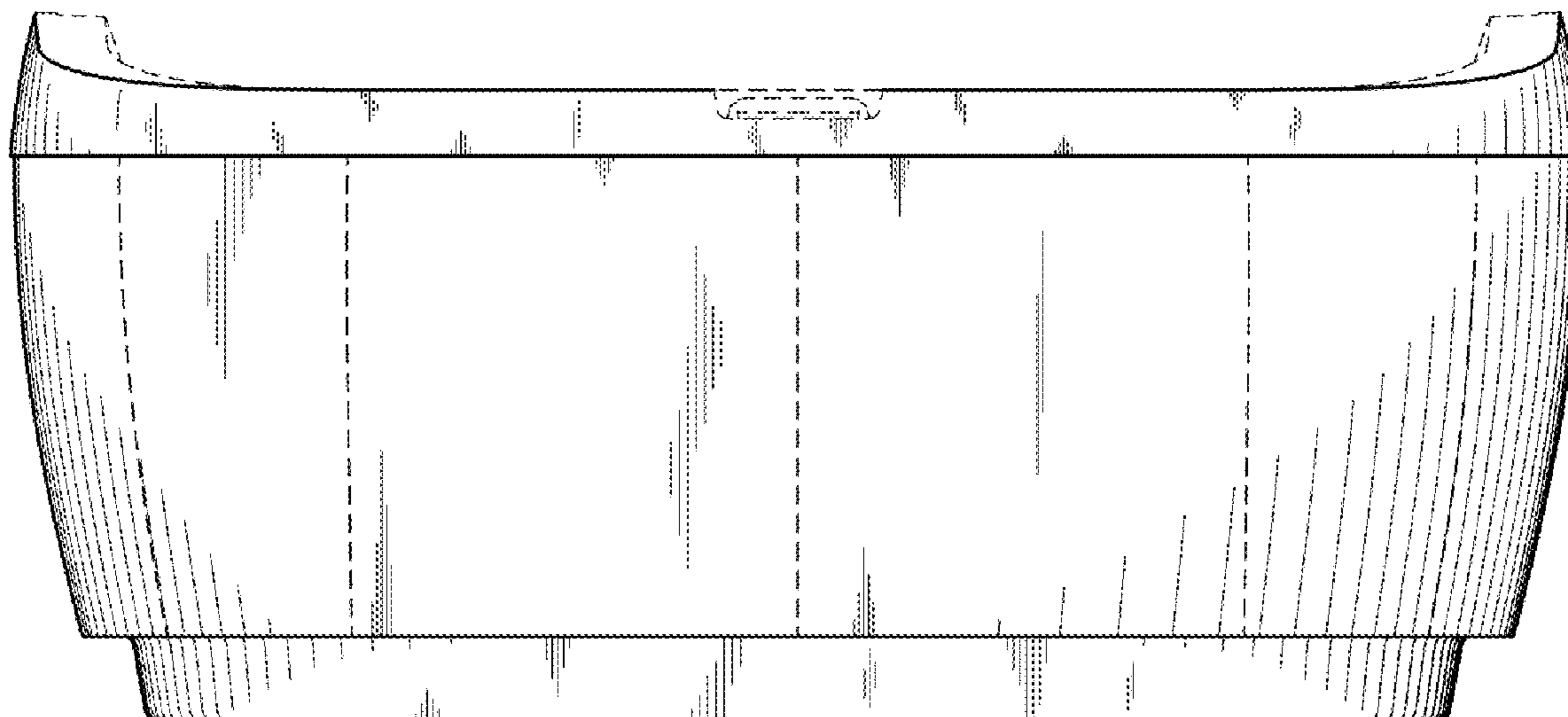
FIG. 1 is a right side view of a Spa showing our new design; FIG. 2 is a left side view thereof; FIG. 3 is top plan view thereof; and, FIG. 4 is a front view thereof, the rear view being a mirror image thereof.

The broken line portions show unclaimed subject matter only and form no part of the claimed design. The vertical broken line portions on the claimed surface of FIGS. 1, 2, and 4 represent unclaimed seams. The bottom, which is not shown, forms no part of the claimed design.

1 Claim, 2 Drawing Sheets

(56) **References Cited**
U.S. PATENT DOCUMENTS

2,861,277 A * 11/1958 Hermann E04H 4/00
160/233
D246,058 S * 10/1977 Burgess D21/815
D277,409 S 1/1985 Elsner et al.
D288,125 S * 2/1987 Watkins D23/277
D298,055 S 10/1988 O'Brien
4,852,190 A 8/1989 Jacuzzi et al.
4,881,280 A 11/1989 Lesikar
5,115,974 A 5/1992 Tobias et al.



(56)

References Cited

U.S. PATENT DOCUMENTS

2005/0223490 A1 10/2005 Kunkel
2005/0235407 A1 10/2005 Kunkel
2005/0268393 A1 12/2005 Bergstorm

2008/0289093 A1* 11/2008 Dragovich A61H 33/00
4/541.1
2009/0211012 A1* 8/2009 Walker E04H 4/0043
4/541.1
2009/0241255 A1* 10/2009 Elnar A61H 33/601
4/575.1

* cited by examiner

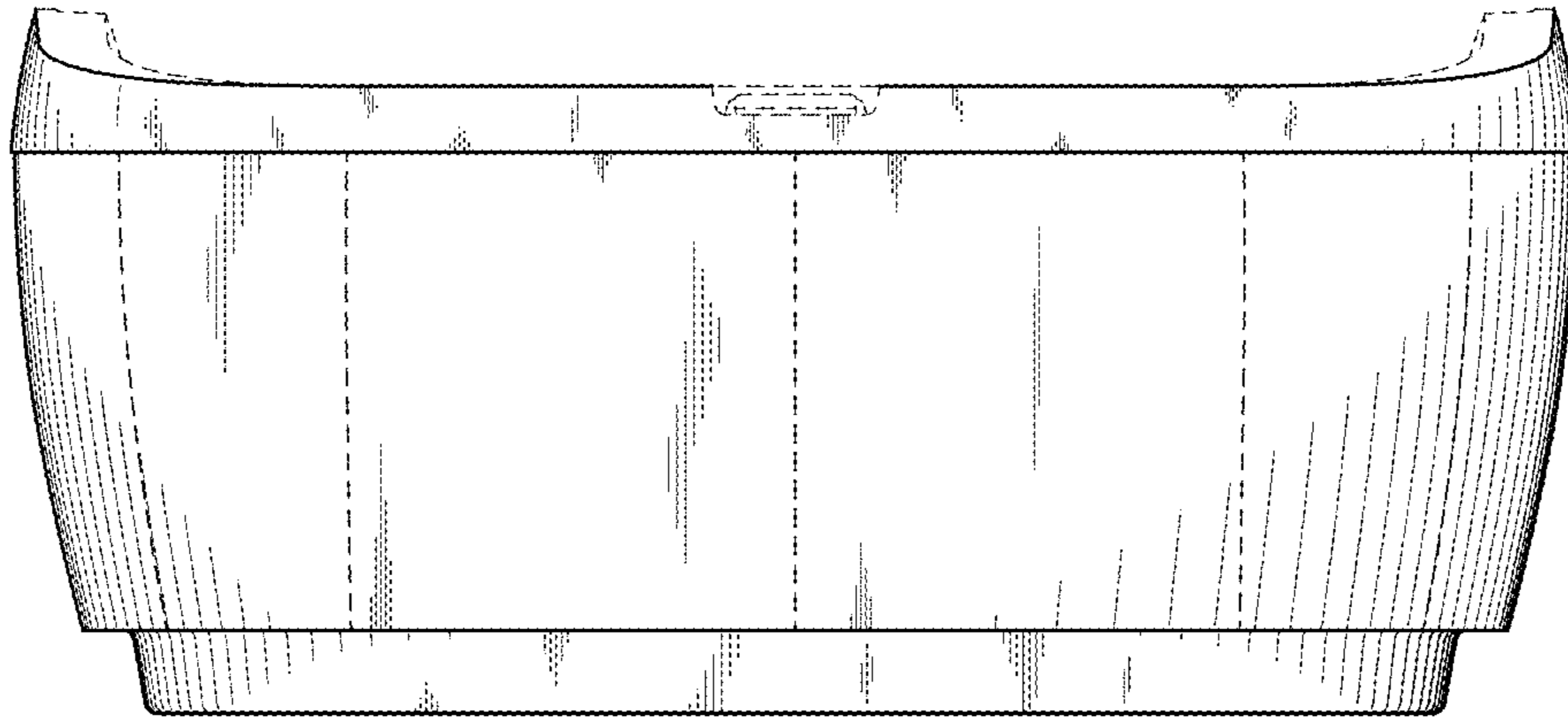


FIG. 1

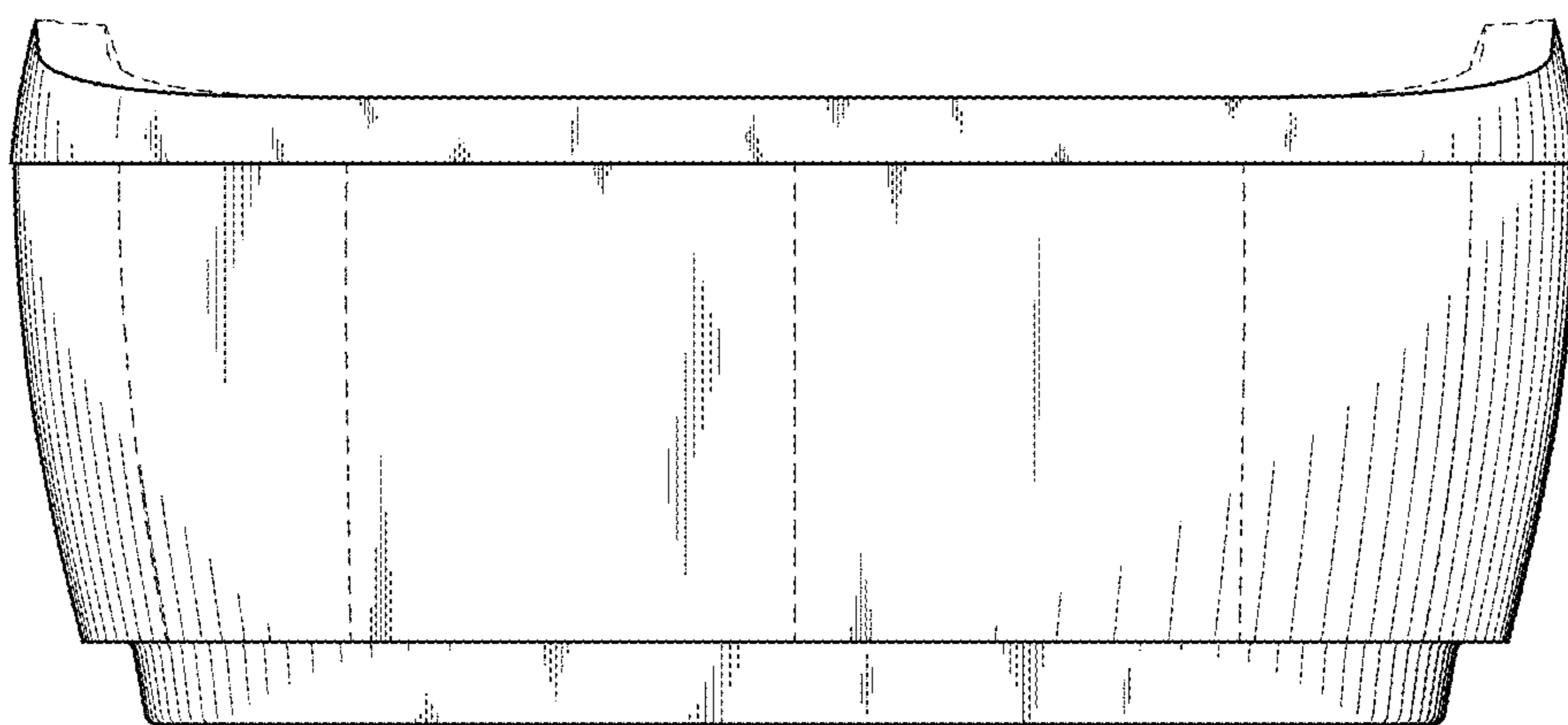


FIG. 2

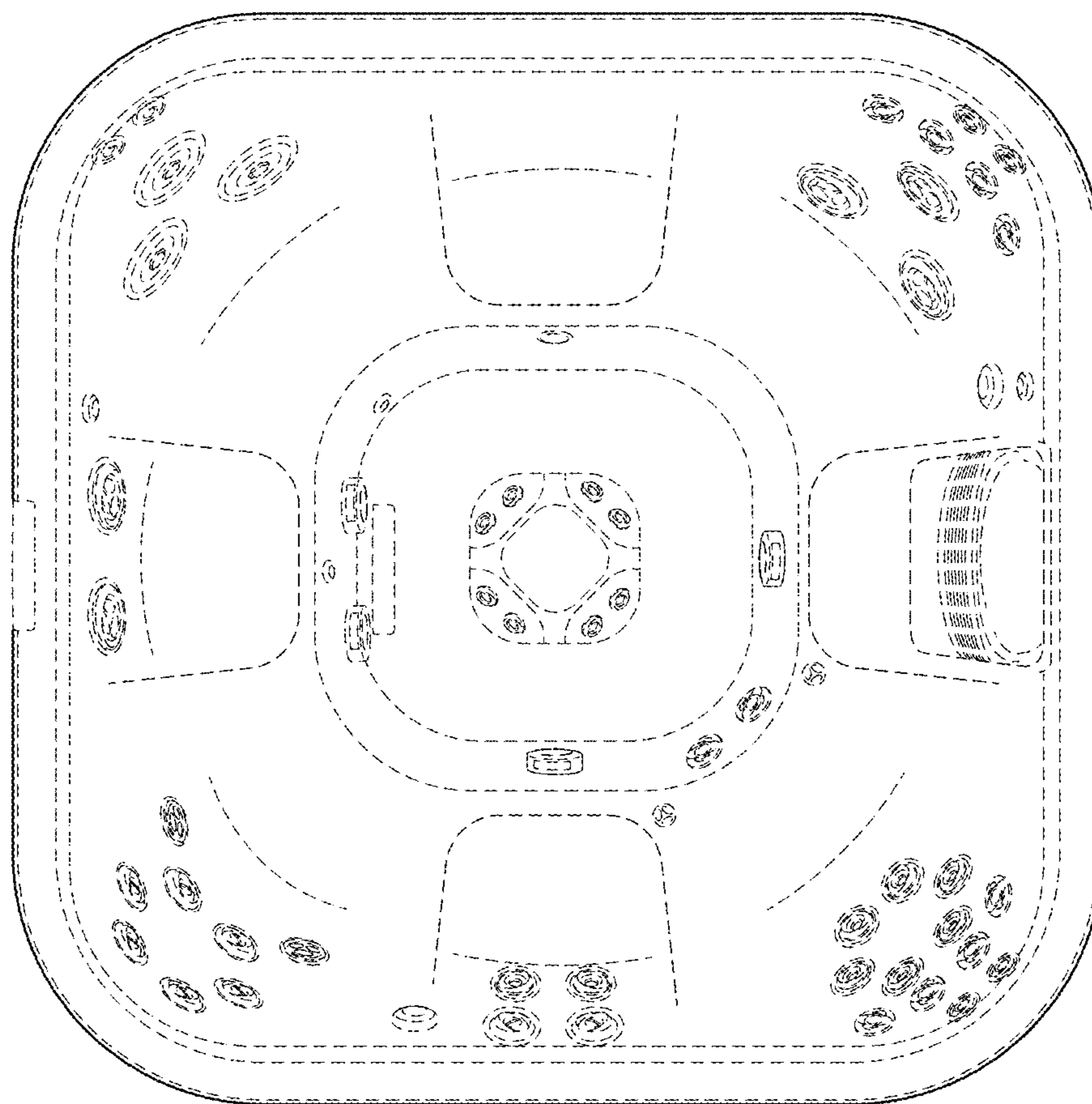


FIG. 3

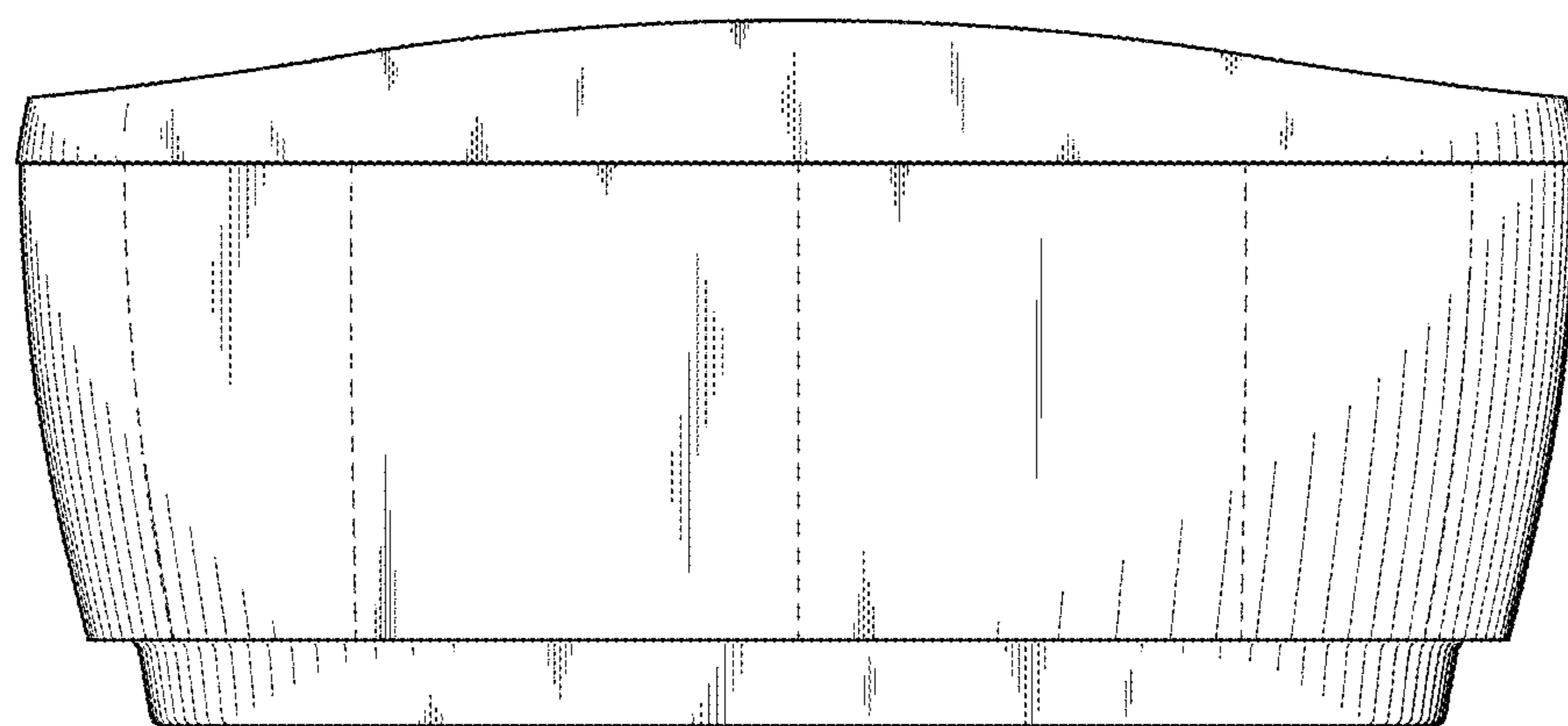


FIG. 4